

# Child Development Division's Child Care Financial Assistance Program

House Human Services

April 4, 2023

Janet McLaughlin, Deputy Commissioner

Emily Hazard, Child Care Benefits Program Administrator

Renee Kelly, Head Start Collaboration Director



Agency of Human Services  
Department for Children and Families

# Agenda

---

- Child Care Financial Assistance Program (CCFAP)
  - Funding
  - Eligibility
  - Payments
  - Usage
- Head Start in Vermont
- Trends in CCFAP and Child Care Capacity



# Vermont's Child Care Financial Assistance Program

---

- The Child Care Financial Assistance Program (CCFAP) is administered by the Child Development Division (CDD) within the Department for Children and Families.
- CCFAP provides some or all the cost for early childhood education and child care for eligible families with children, ages 6 weeks to 13 years (19 years for those with special needs).
- The design of the Child Care Financial Assistance Program reflects requirements of the federal Child Care Development Fund (CCDF) grant requirements related to:
  - Who is eligible
  - How much they are eligible for
  - How much to pay programs
  - How program integrity is maintained

Family

Child Care  
Program

Community  
Child Care  
Support Agency

Child  
Development  
Division

# Child Care Financial Assistance Program funding currently totals \$62.75M.

---

- State Funds (\$36.1M)
- Federal Funding (\$25.8M)
  - Child Care Development Block Grant (CCDBG)
  - Temporary Aid to Needy Families Social Services Block Grant (TANF SSBG)
  - Family Service Division Federal Funding (support for children in our custody or otherwise eligible for Family Services Division services; IV-E (foster care eligibility) and IV-B (child welfare services of the social security act))
  - Global Commitment (\$847K)
- Key points
  - Federal funding sources are being fully utilized.
  - This does not include family payments, Head Start grants, or Universal Prekindergarten funding.



# Families are eligible for CCFAP for many different reasons.

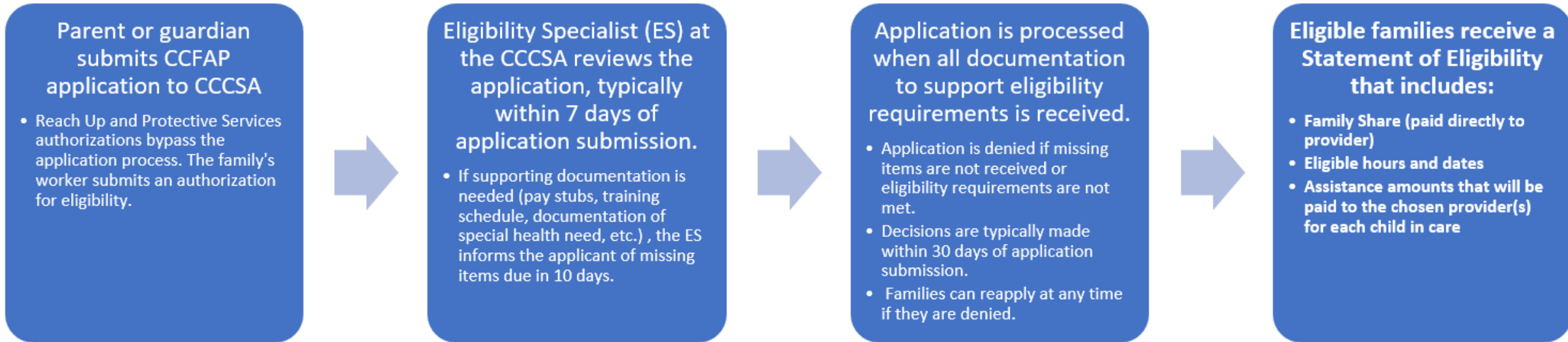
---

- To be eligible for Child Care Financial Assistance, a family must:
  - Meet income guidelines
  - Be a Vermont Resident
  - Child receiving care must be a legal resident of United States
  - Have a reason for child care
    - have a job,
    - self-employed
    - looking for work
    - attending school or training
    - participating in Reach Up
    - has a special health need and need help caring for their child(ren)
    - have a child with significant health or specialized development needs
    - an open case with Family Services or
    - the family is experiencing significant stress)

[CCFAP-Booklet.pdf \(vermont.gov\)](#)

# CCFAP for Families

---



**Applications are redetermined on an annual basis.**

**Child Care Financial  
Assistance Income  
Guidelines  
Effective February  
26, 2023**

<b>Family Size of 3 or Less</b>		
<b>Gross Monthly Income</b>	<b>Federal Poverty Level (FPL)</b>	<b>Weekly Family Share</b>
\$3,108	150%	\$0
\$3,625	175%	\$25
\$4,143	200%	\$50
\$4,661	225%	\$75
\$5,179	250%	\$100
\$5,697	275%	\$125
\$6,215	300%	\$150
\$6,733	325%	\$175
\$7,251	350%	\$200

<b>Family Size of 5</b>		
<b>Gross Monthly Income</b>	<b>Federal Poverty Level (FPL)</b>	<b>Weekly Family Share</b>
\$4,393	150%	\$0
\$5,125	175%	\$25
\$5,857	200%	\$50
\$6,589	225%	\$75
\$7,321	250%	\$100
\$8,053	275%	\$125
\$8,785	300%	\$150
\$9,517	325%	\$175
\$10,249	350%	\$200

<b>Family Size of 4</b>		
<b>Gross Monthly Income</b>	<b>Federal Poverty Level (FPL)</b>	<b>Weekly Family Share</b>
\$3,750	150%	\$0
\$4,375	175%	\$25
\$5,000	200%	\$50
\$5,625	225%	\$75
\$6,250	250%	\$100
\$6,875	275%	\$125
\$7,500	300%	\$150
\$8,125	325%	\$175
\$8,750	350%	\$200

<b>Family Size of 6 or More</b>		
<b>Gross Monthly Income</b>	<b>Federal Poverty Level (FPL)</b>	<b>Weekly Family Share</b>
\$5,035	150%	\$0
\$5,874	175%	\$25
\$6,713	200%	\$50
\$7,553	225%	\$75
\$8,392	250%	\$100
\$9,231	275%	\$125
\$10,070	300%	\$150
\$10,909	325%	\$175
\$11,748	350%	\$200

# CDD pays CCFAP directly to child care providers on families' behalf.

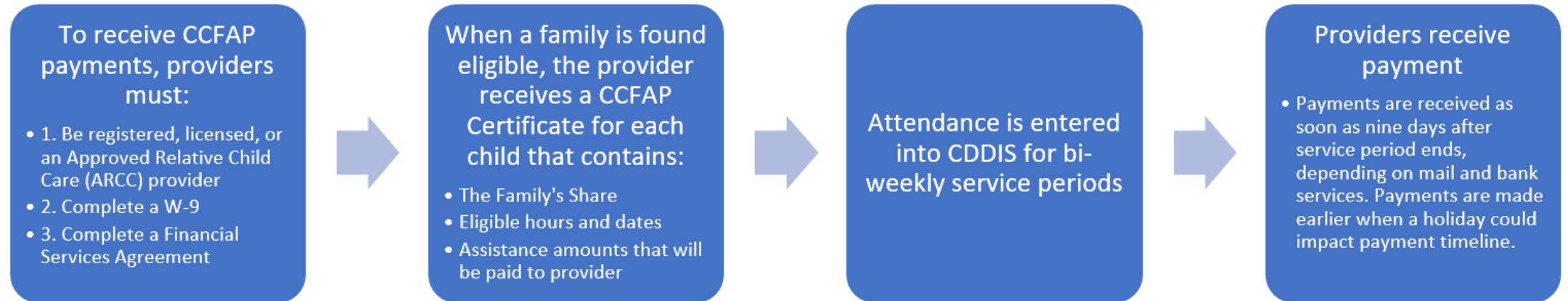
---

- The CDD has a set cap on what the state will pay on behalf of a family. The state pays the capped rate or the provider's rate, whichever is less, after subtracting the family share (if any).
- Current payment rates are set at the 75 percentile of the 2019 Market Rate Survey – the amount that would cover tuition at 75% of programs. This is a CCDF standard.
- The portion the State will pay for an eligible family will depend on:
  1. the family's application
  2. the provider's rate agreement
  3. the State's capped rates, and
  4. the amount the family is obligated to pay (family share).



# CCFAP for Providers

---



## **CCFAP payment and IT support is available for providers:**

- Help Desks at CDD
- Eligibility Specialists at the local CCCSA
- Resource page on CDD website

# Child Care Financial Assistance State's Capped Rates

Effective July 3, 2022

The State's capped rates are the maximum amount the State will pay to a child care provider on behalf of a family receiving child care financial assistance. The State will pay the lesser of the two: up to the provider's rate or the State's capped rate. To receive the maximum amount the State pays, a child care provider may need to increase their rates. For more detailed information about payments, which includes examples, please see our [fact sheet](#).

Licensed Care		1 STAR	2 STARS	3 STARS	4 STARS	5 STARS
Infant	Full-Time	\$290	\$297	\$300	\$314	\$349
	Part-Time	\$159	\$163	\$165	\$172	\$191
	Extended Time	\$394	\$403	\$408	\$427	\$474
Toddler	Full-Time	\$280	\$281	\$289	\$306	\$328
	Part-Time	\$154	\$156	\$159	\$168	\$180
	Extended Time	\$380	\$382	\$393	\$416	\$446
Preschool	Full-Time	\$275	\$280	\$288	\$300	\$325
	Part-Time	\$151	\$154	\$158	\$165	\$178
	Extended Time	\$374	\$380	\$391	\$408	\$442
School Age	Full-Time	\$225	\$231	\$245	\$250	\$275
	Part-Time	\$123	\$127	\$134	\$137	\$151
	Extended Time	\$306	\$314	\$333	\$340	\$374

Registered Home		1 STAR	2 STARS	3 STARS	4 STARS	5 STARS
Infant	Full-Time	\$200	\$203	\$207	\$210	\$225
	Part-Time	\$110	\$111	\$113	\$115	\$123
	Extended Time	\$272	\$276	\$281	\$288	\$306
Toddler	Full-Time	\$198	\$200	\$204	\$208	\$211
	Part-Time	\$108	\$110	\$112	\$114	\$116
	Extended Time	\$269	\$272	\$277	\$285	\$286
Preschool	Full-Time	\$190	\$195	\$200	\$205	\$210
	Part-Time	\$104	\$107	\$110	\$112	\$115
	Extended Time	\$258	\$265	\$272	\$278	\$285
School Age	Full-Time	\$185	\$190	\$195	\$198	\$200
	Part-Time	\$101	\$104	\$107	\$108	\$110
	Extended Time	\$251	\$258	\$265	\$267	\$272

## Important Definitions

### Authorized Hours of Care:

Full-Time Weekly – 26 to 50 hours a week

Part-Time Weekly – 1 to 25 hours a week

Extended Time – more than 50 hours a week

### Child's Age

Infant – birth up to 24 months old

Toddler – 2 up to 3 years old

Preschool – 3 up to 5 years old

School Age – 5 up to 12 years old (19 if child has special needs)

## CCFAP – Number of Children Served in SFY23 by Age and Family Share

		Federal Poverty Level and Associated Family Share								Total	
		<=150% or other eligibility	>150% up to 175%	>175% up to 200%	>200% up to 225%	>225% up to 250%	>250% up to 275%	>275% up to 300%	>300% up to 325%		>325% up to 350%
		\$0	\$25	\$50	\$75	\$100	\$125	\$150	\$175		\$200
Age Category	Infant	610	89	59	48	45	46	33	30	3	963
	Preschool	1759	243	184	160	116	108	66	74	16	2726
	School	1236	213	177	94	101	96	40	34	9	2000
	Toddler	512	59	40	38	31	34	27	28	6	775
Total		4117	604	460	340	293	284	166	166	34	6464

# Head Start - Eligibility

---

- **Head Start** primarily serves 3- and 4-year-old children. **Early Head Start** serves infants, toddlers, and pregnant women.
- Children and families can be **Income Eligible** or **Categorically Eligible**:
  - Income Eligibility**
    - At or below 100% federal poverty line
    - Below 130% FPL if space available (not more than 35% enrollment)
  - Categorical Eligibility**
    - Families receiving public assistance (TANF/Reach-Up; SSI; SNAP)
    - Children in foster care (Kinship Care also prioritized)
    - Children/families experiencing homelessness

# Head Start in Vermont – An Overview

---

**7 Head Start/Early Head Start recipients** offer programming via **center-based programs, family child care, home-based models.**

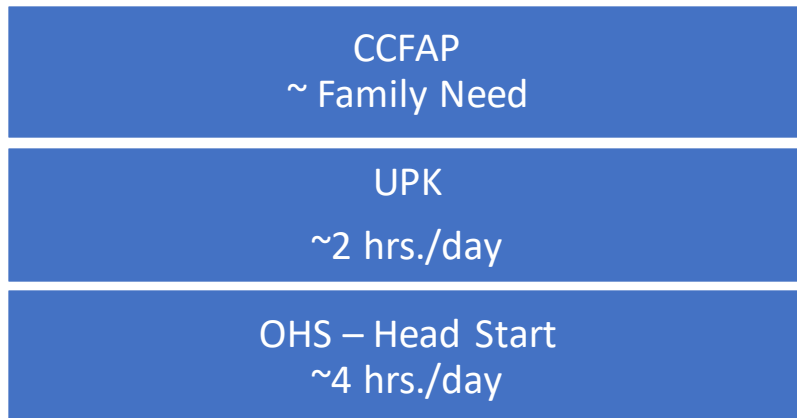
- **65 sites** currently offering **center-based/family child care** Head Start or Early Head Start Services.
  - 41 are licensed Head Start centers and 7 are Child Care Partnerships offering a total of **763 slots for children.**
  - 24 sites offer Early Head Start, 9 of which are Early Head Start Child Care Partnerships, and combined offer **357 slots for children or pregnant women.**
- **11 sites** offer **home-based services**
  - **Early Head Start** home-based services are offered in Caledonia, Essex, Orleans, Franklin & Grand Isle, Chittenden, Addison, Lamoille, Orange, Washington, and Windham counties.
  - **Head Start** home-based services are offered in Franklin & Grand Isle, Chittenden and Addison.

# Head Start in VT – Intersections with CCFAP

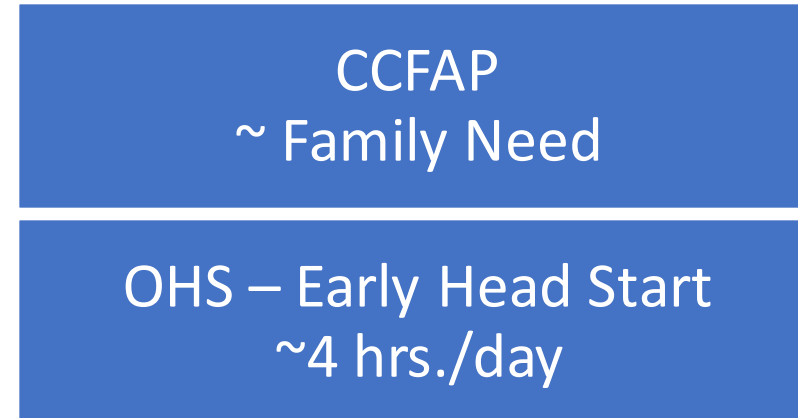
## Office of Head Start – Head Start Collaboration Office - Priority Area:

Partner with state child care systems to promote access to comprehensive services and high-quality full-day, full-year early care and education for at-risk children and families.

### Head Start Funding Layers



### Early Head Start Funding Layers



**5 Head Start/Early Head Start recipients** currently participate in the Child Care Financial Assistance Program.

# Head Start – Comparison with CCFAP

---

## **1. Eligibility:**

Both CCFAP and Head Start serve low-income families with young children. Families may be eligible for both programs, depending on their income and other eligibility criteria.

## **2. Funding:**

The Child Care Development Block Grant, which funds CCFAP, is federal to state. Head Start is federal to local.

## **3. Services:**

Both CCFAP and Head Start provide access to early childhood education and care. However, Head Start must also meet federal Head Start Program Performance Standards and offer comprehensive services, including health, nutrition, and family support services.

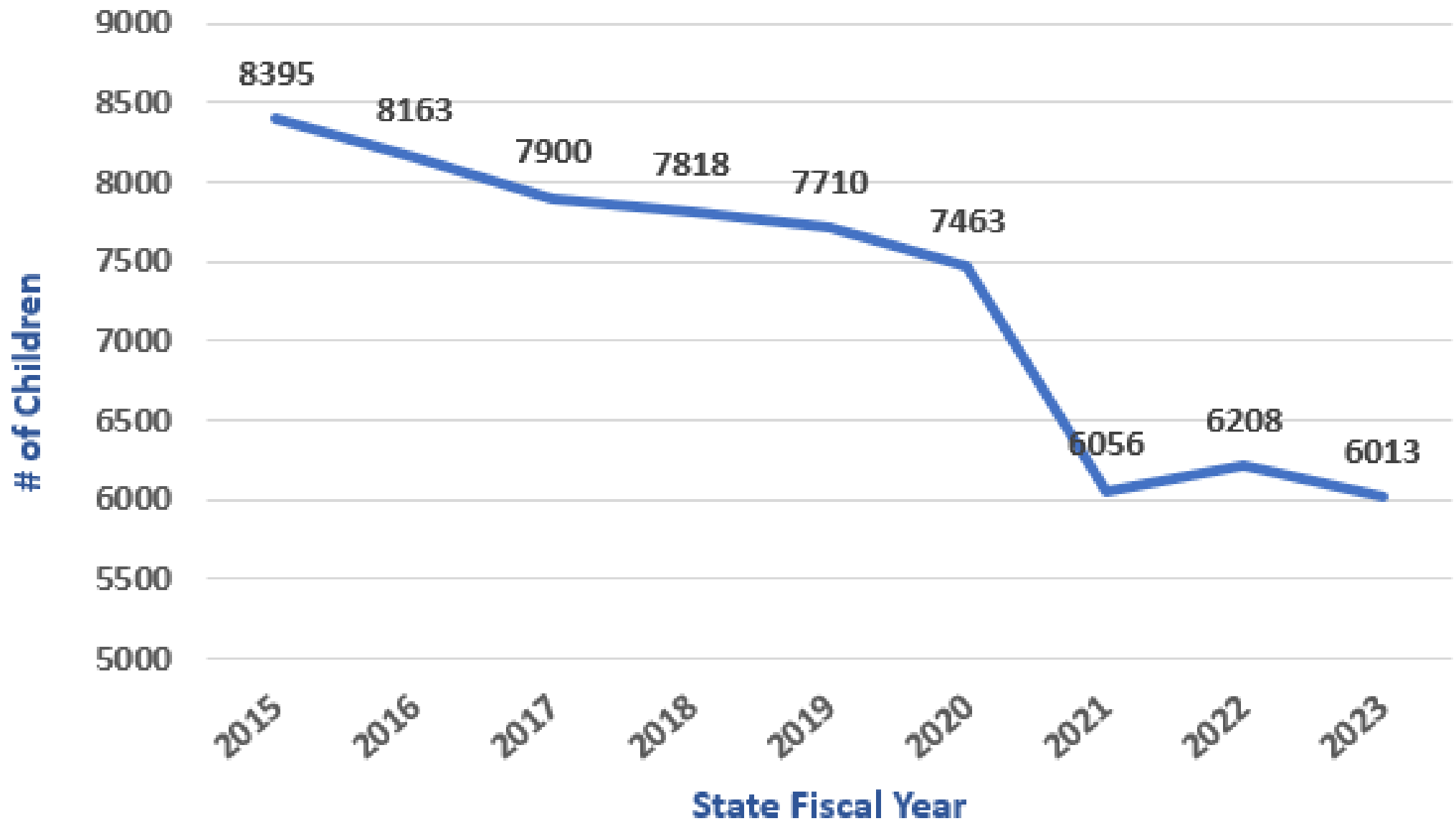
## **4. Providers:**

CCFAP is used to pay for care provided by licensed child care centers or home-based providers, while Head Start is provided through a network of grant recipients that may include community-based organizations, schools, or local government agencies.

## **5. Coordination:**

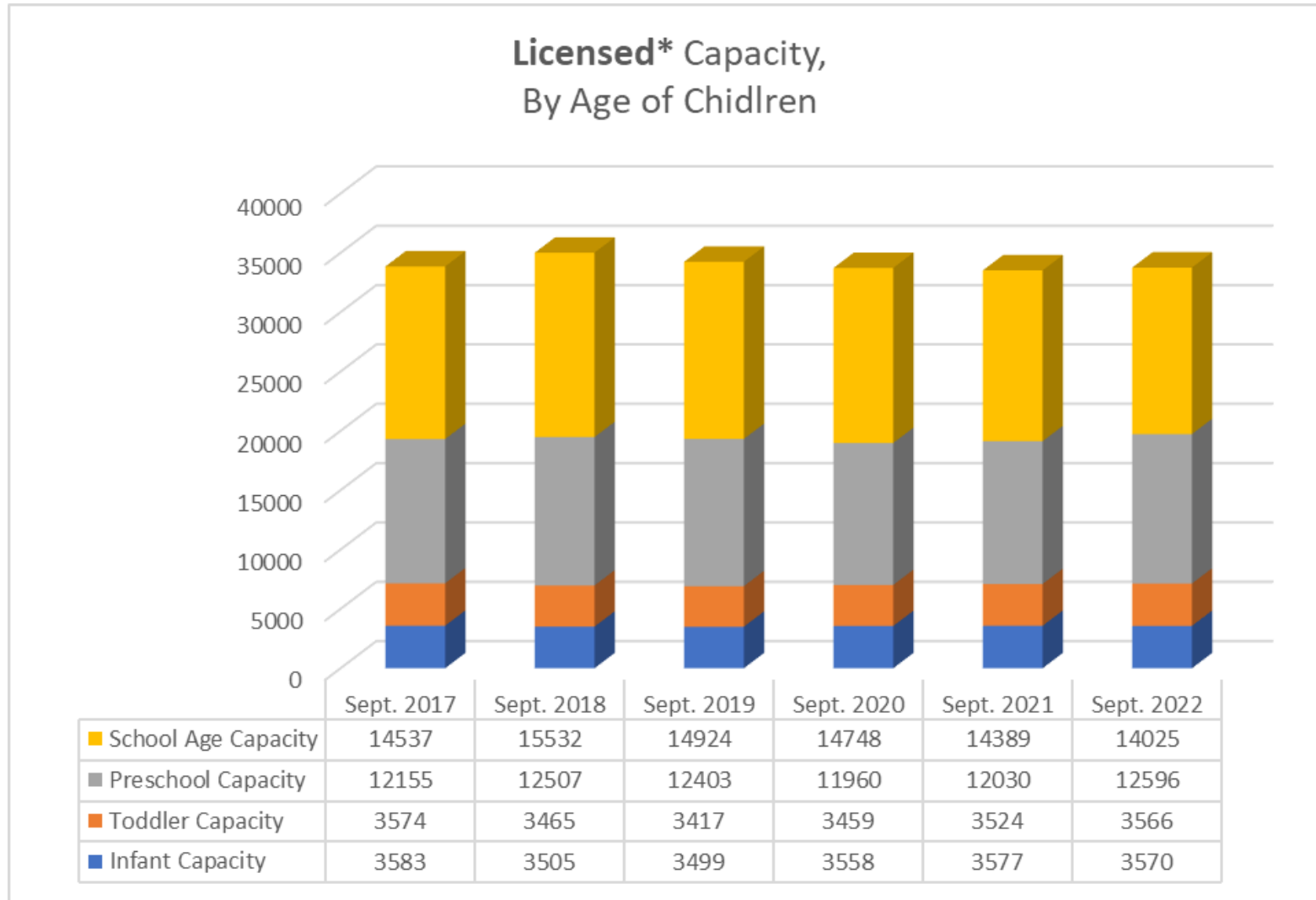
CCFAP and Head Start programs may work together to coordinate services and ensure that eligible families receive the support they need.

## Average Number of Children Receiving CCFAP by SFY



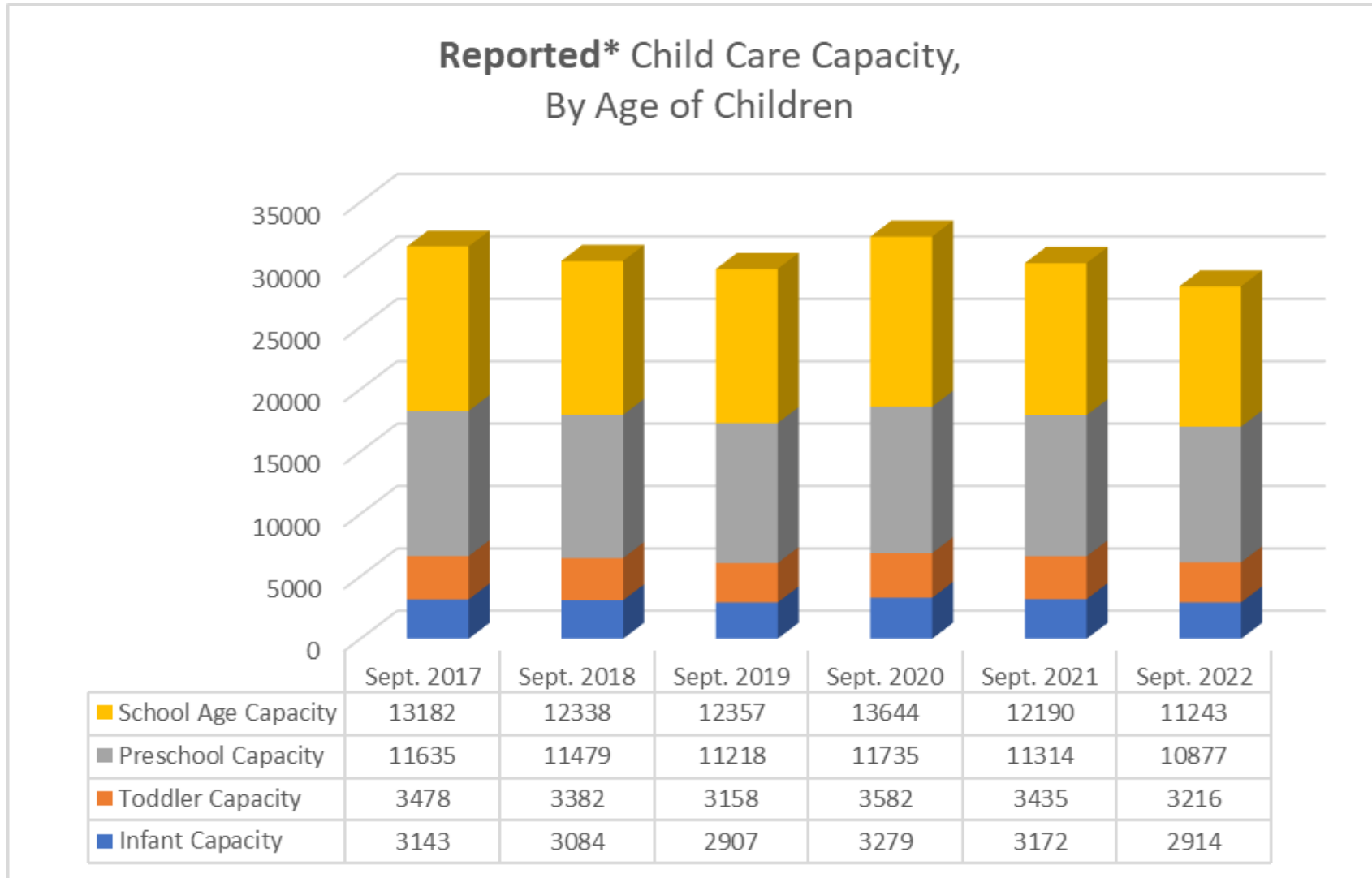


Licensed child care capacity has been steady over last six years.



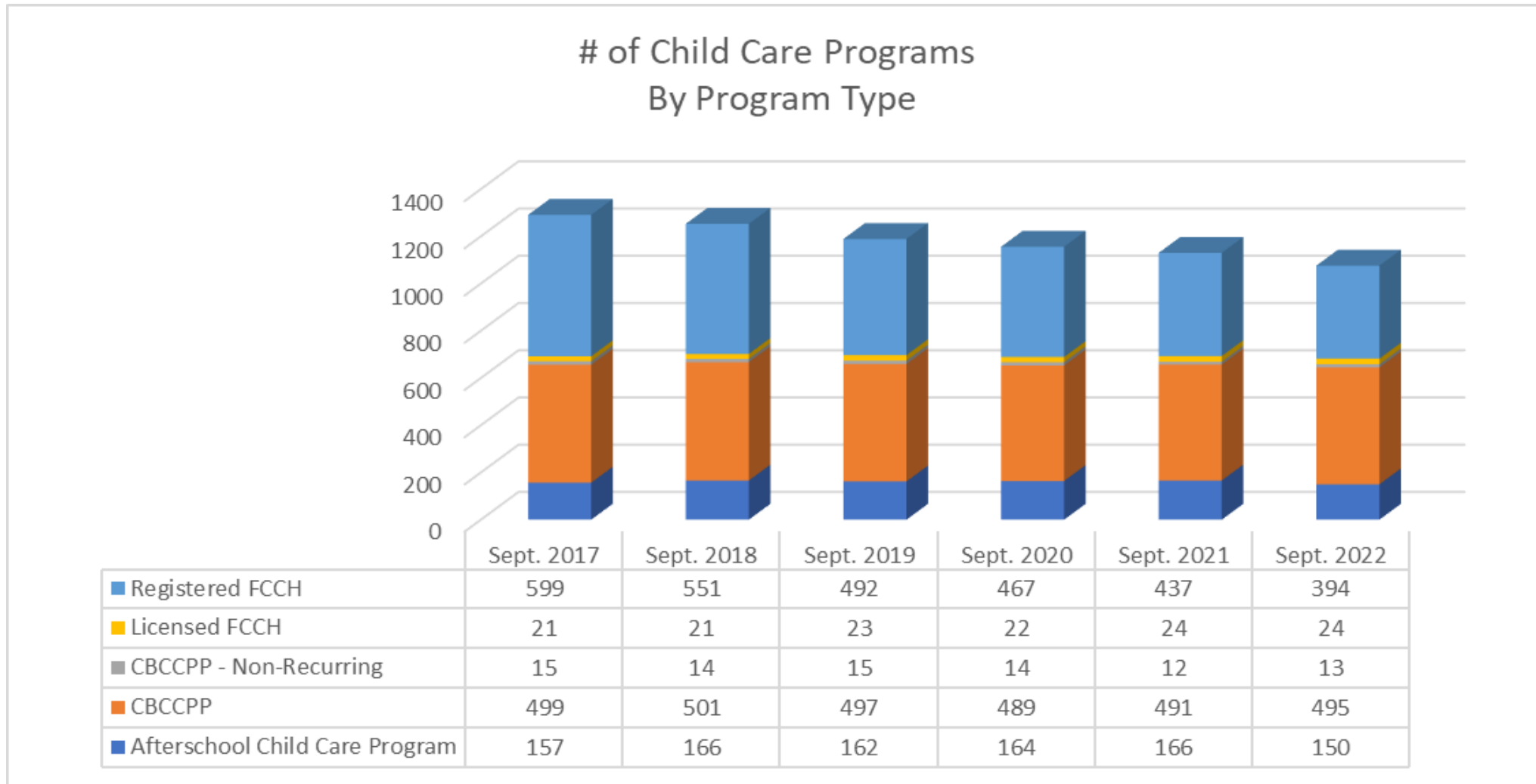
The licensed capacity is the number of children a program is licensed to care for at any moment in time. This is not the same as the number the program would like to serve.

Reported (desired) capacity has been up and down over last six years.



The reported capacity data represents the number of spaces a program self reports offering for each age group, this is sometimes called desired capacity.

The # of Family Child Care programs has declined over the last six years; other program types held fairly steady.



FCCH – Family Child Care Home

CBCCPP – Child Based Child Care and Preschool Program

Non-recurring – child care services to non-recurring clientele