



HPC Provider Portal

- Dashboard
- Reports
- Team
- Settings
- Resources
- Help

Annual Report 2022

Report Sections

Report Configuration				Edit
✓	1. Budget	⚠	🔔	Edit
✓	2. Persons Served	⚠ ²	🔔	Edit
✓	3. Services Provided	⚠ ¹	🔔	Edit
✓	4. Referrals Provided	⚠ ²	🔔	Edit
✓	5. Outcomes	⚠	🔔	Edit
✓	6. Housing Outcomes	⚠	🔔	Edit
✓	7. Demographics	⚠	🔔	Edit

Report Metrics

Report Status

Data Under Review
[Learn More](#)

Percent Complete

100%

Warnings ⚠

5

Errors

0

✓ Approve Report

I PDX TA Team, verify that I have reviewed and approve this report.

Submit Report



HPC Provider Portal

- Dashboard
- Reports
- Team
- Settings
- Resources
- Help

Annual Report 2022

1. Budget

Budget

This section collects budget and staffing information for the PATH Annual Report. PATH providers must report actual budget values. Please contact your State PATH Contact if you need assistance with determining how to report funding information.

Question	2021	2022	
1. Federal PATH funds received this reporting year	<input type="text"/>	<input type="text" value="25,000"/>	
2. Matching funds from state, local, or other sources user in support of PATH received this reporting year	<input type="text"/>	<input type="text" value="47,743"/>	
3. Total funds dedicated this year, agency wide, to persons who have serious mental illness and are experiencing homelessness or are at risk of homelessness <small>(Include PATH, matching, and non-PATH funds and only include dollars that are dedicated to persons with serious mental illness who are homeless or at risk of homelessness)</small>	<input type="text"/>	<input type="text" value="84,406"/>	
4. Number of staff supported by PATH and matching funds	<input type="text"/>	<input type="text" value="3"/>	
5. Full-time equivalent (FTE) of staff supported by PATH and matching funds	<input type="text"/>	<input type="text" value=".96"/>	
6. Number of trainings provided by PATH-funded staff this reporting year	<input type="text"/>	<input type="text" value="3"/>	
7. Type of organization in which your path program operates (select one)			
<input type="radio"/> Community mental health center <input type="radio"/> Consumer-run mental health agency <input type="radio"/> Other mental health agency <input checked="" type="radio"/> Social service agency <input type="radio"/> Health care for homeless/other health agency <input type="radio"/> Substance use treatment agency <input type="radio"/> Shelter or other temporary housing resource <input type="radio"/> Other housing agency <input type="radio"/> Other			

Verify Section

I PDX TA Team, verify that I have reviewed this section and the data is complete and correct.

Save

Cancel



HPC Provider Portal

- Dashboard
- Reports
- Team
- Settings
- Resources
- Help

Annual Report 2022

2. Persons Served

Persons Served

It is essential that PATH providers include accurate information on the number of persons receiving services. By utilizing HMIS data for reporting, it is expected that the annual report information will be an unduplicated count of persons for each element. A person may be counted in more than one element.

Question	2021	2022	
8. Number of persons contacted by PATH-funded staff this reporting period	<input type="text"/>	<input type="text" value="57"/>	
9. Number of new persons contacted this reporting period in a PATH Street Outreach project	<input type="text"/>	<input type="text" value="43"/>	
10. Number of new persons contacted this reporting period in a PATH Services Only project	<input type="text"/>	<input type="text" value="5"/>	
11. Total number of new persons contacted this reporting period (#9+#10)	<input type="text"/>	<input type="text" value="48"/>	
12a. Instances of contact this reporting period prior to date of enrollment	<input type="text"/>	<input type="text" value="18"/>	
12b. Total instances of contact during the reporting period	<input type="text"/>	<input type="text" value="73"/>	
13a. Number of new persons contacted this reporting period who could not be enrolled because of ineligibility for PATH	<input type="text"/>	<input type="text" value="1"/>	
13b. Number of new persons contacted this reporting period who could not be enrolled because provider was unable to locate the client	<input type="text"/>	<input type="text" value="1"/>	
14. Number of new persons contacted this reporting period who became enrolled in PATH	<input type="text"/>	<input type="text" value="19"/>	
15. Number with active, enrolled PATH status at any point during reporting period	<input type="text"/>	<input type="text" value="27"/>	<div style="border: 1px solid black; padding: 5px; background-color: #333; color: white;"> <p>Warning</p> <p>The percentage of persons contacted by PATH-funded staff this reporting period (Q8: 57) that were enrolled (Q15: 27) was less than the GPRA target of 58%. Please explain why the GPRA target was not met.</p> </div>
16. Number of active, enrolled PATH clients receiving community mental health services through any funding source at any point during the reporting period	<input type="text"/>	<input type="text" value="12"/>	<div style="border: 1px solid black; padding: 5px; background-color: #333; color: white;"> <p>Warning</p> <p>The percentage of enrolled persons who receive community mental health services (Q16 + Q15: 44 percent) is less than the GPRA target of 65 percent. Please explain why the GPRA target was not met.</p> </div>

Verify Section

I PDX TA Team, verify that I have reviewed this section and the data is complete and correct.

Save

Cancel

2. Persons Served

Persons Served

It is essential that PATH providers include accurate information on the number of persons receiving services. By utilizing HMIS data for reporting, it is expected that the annual report information will be an unduplicated count of persons for each element. A person may be counted in more than one element.

Question	2021	2022
8. Number of persons contacted by PATH-funded staff this reporting period	<input type="text"/>	<input type="text" value="57"/>

PDX PATH DATA EXCHANGE PDX TA Team

HPC Provider Portal

- Dashboard
- Reports
- Team
- Settings
- Resources
- Help

10. Number of new persons contacted this reporting period in a PATH Services Only project	<input type="text"/>	<input type="text" value="5"/>
11. Total number of new persons contacted this reporting period (#9+#10)	<input type="text"/>	<input type="text" value="48"/>
12a. Instances of contact this reporting period prior to date of enrollment	<input type="text"/>	<input type="text" value="18"/>
12b. Total instances of contact during the reporting period	<input type="text"/>	<input type="text"/>
13a. Number of new persons contacted this reporting period who could not be enrolled because of ineligibility for PATH	<input type="text"/>	<input type="text"/>
13b. Number of new persons contacted this reporting period who could not be enrolled because provider was unable to locate the client	<input type="text"/>	<input type="text"/>
14. Number of new persons contacted this reporting period who became enrolled in PATH	<input type="text"/>	<input type="text"/>
15. Number with active, enrolled PATH status at any point during reporting period	<input type="text"/>	<input type="text"/>
16. Number of active, enrolled PATH clients receiving community mental health services through any funding source at any point during the reporting period	<input type="text"/>	<input type="text" value="12"/>

Comment

Add a comment

Submit

Our grant measure is 40% enrollment
Jessica Makela, 12/13/2022 14:35 PM UTC

Warning
The percentage of persons contacted by PATH-funded staff this reporting period (Q8: 57) that were enrolled (Q15: 27) was less than the GPRA target of 58%. Please explain why the GPRA target was not met.

Warning
The percentage of enrolled persons who receive community mental health services (Q16 + Q15: 44 percent) is less than the GPRA target of 65 percent. Please explain why the GPRA target was not met.

✓ Verify Section

I PDX TA Team, verify that I have reviewed this section and the data is complete and correct.

Save

Cancel

2. Persons Served

Persons Served

It is essential that PATH providers include accurate information on the number of persons receiving services. By utilizing HMIS data for reporting, it is expected that the annual report information will be an unduplicated count of persons for each element. A person may be counted in more than one element.

Question	2021	2022
8. Number of persons contacted by PATH-funded staff this reporting period	<input type="text"/>	<input type="text" value="57"/>
9. Number of new persons contacted this reporting period in a PATH Street Outreach project	<input type="text"/>	<input type="text" value="43"/>
10. Number of new persons contacted this reporting period in a PATH Services Only project	<input type="text"/>	<input type="text" value="5"/>
11. Total number of new persons contacted this reporting period (#9+#10)	<input type="text"/>	<input type="text" value="48"/>
12a. Instances of contact this reporting period prior to date of enrollment	<input type="text"/>	<input type="text" value="18"/>

PDX PATH DATA EXCHANGE
PDX TA Team

HPC Provider Portal

- Dashboard
- Reports
- Team
- Settings
- Resources
- Help

13a. Number of new persons contacted this reporting period who could not be enrolled because of ineligibility for PATH	<input type="text"/>	<input type="text" value="1"/>
13b. Number of new persons contacted this reporting period who could not be enrolled because provider was unable to locate the client	<input type="text"/>	<input type="text" value="1"/>
14. Number of new persons contacted this reporting period who became enrolled in PATH	<input type="text"/>	<input type="text" value="19"/>
15. Number with active, enrolled PATH status at any point during reporting period	<input type="text"/>	<input type="text" value="19"/>
16. Number of active, enrolled PATH clients receiving community mental health services through any funding source at any point during the reporting period	<input type="text"/>	<input type="text" value="19"/>

Comment

Add a comment

Submit

Our grant target is 25%

Jessica Makela, 12/13/2022 14:36 PM UTC

Verify Section

I PDX TA Team, verify that I have reviewed this section and the data is complete and correct.

Save **Cancel**



HPC
Provider Portal

- Dashboard
- Reports
- Team
- Settings
- Resources
- Help

Annual Report 2022

3. Services Provided

Services Provided

This table reports the unduplicated total number of enrolled PATH clients who received each PATH service during the reporting period. Individuals who received more than one type of service (e.g., clinical assessment and case management) should be recorded once in all service categories that apply.

Question	2021	2022
17. Services Provided (unduplicated count of PATH-enrolled individuals only). Of those with an active, enrolled PATH status during this reporting period, which PATH-funded services did they receive?		
17a. Reengagement	<input type="text"/>	<input type="text" value="1"/>
17b. Screening	<input type="text"/>	<input type="text" value="27"/>
17c. Clinical Assessment	<input type="text"/>	<input type="text" value="0"/> <div style="border: 1px solid black; padding: 5px; margin-top: 5px;"> Warning The number 0 may not be used in place of blank or missing information. Please correct data or provide an explanation for why there were 0 persons for this question in this reporting year. </div>
17d. Habilitation/rehabilitation	<input type="text"/>	<input type="text" value="1"/>
17e. Community mental health	<input type="text"/>	<input type="text" value="10"/>
17f. Substance use treatment	<input type="text"/>	<input type="text" value="1"/>
17g. Case management	<input type="text"/>	<input type="text" value="27"/>
17h. Residential supportive services	<input type="text"/>	<input type="text" value="1"/>
17i. Housing minor renovation	<input type="text"/>	<input type="text" value="0"/>
17j. Housing moving assistance	<input type="text"/>	<input type="text" value="3"/>
17k. Housing eligibility determination	<input type="text"/>	<input type="text" value="27"/>
17l. Security deposits	<input type="text"/>	<input type="text" value="11"/>
17m. One-time rent for eviction prevention	<input type="text"/>	<input type="text" value="0"/>

Verify Section

I PDX TA Team, verify that I have reviewed this section and the data is complete and correct.

Save

Cancel

3. Services Provided

Services Provided

recorded once in all service categories that apply.

Question	2021	2022	
17. Services Provided (unduplicated count of PATH-enrolled individuals only). Of those with an active, enrolled PATH status during this reporting period, which PATH-funded services did they receive?			
17a. Reengagement			
17b. Screening			
17c. Clinical Assessment			
17d. Habilitation/rehabilitation		1	
17e. Community mental health		10	
17f. Substance use treatment		1	
17g. Case management		27	
17h. Residential supportive services		1	
17i. Housing minor renovation		0	
17j. Housing moving assistance		3	
17k. Housing eligibility determination		27	
17l. Security deposits		11	
17m. One-time rent for eviction prevention		0	

Comment

Add a comment

Submit

HPC does not provide direct clinical assessment.
Jessica Makela, 12/13/2022 14:20 PM UTC

Verify Section

I PDX TA Team, verify that I have reviewed this section and the data is complete and correct.

Save

Cancel



HPC Provider Portal

- Dashboard
- Reports
- Team
- Settings
- Resources
- Help

Annual Report 2022

4. Referrals Provided

Referrals Provided

Of those with an active, enrolled PATH status during this reporting period, which referrals did they receive and attain? Note: Referrals provided prior to PATH enrollment should not be counted here.

Number Receiving Each Referral

Question	2021	2022	
18a1. Community mental health	<input type="text"/>	<input type="text" value="8"/>	
18a2. Substance use treatment	<input type="text"/>	<input type="text" value="1"/>	
18a3. Primary health/dental care	<input type="text"/>	<input type="text" value="0"/>	
18a4. Job training	<input type="text"/>	<input type="text" value="0"/>	
18a5. Educational Services	<input type="text"/>	<input type="text" value="0"/>	
18a6. Housing Services	<input type="text"/>	<input type="text" value="27"/>	
18a7. Temporary housing	<input type="text"/>	<input type="text" value="2"/>	
18a8. Permanent housing	<input type="text"/>	<input type="text" value="27"/>	
18a9. Income assistance	<input type="text"/>	<input type="text" value="3"/>	
18a10. Employment assistance	<input type="text"/>	<input type="text" value="0"/>	
18a11. Medical insurance	<input type="text"/>	<input type="text" value="0"/>	<div style="border: 1px solid black; padding: 5px; margin-top: 5px;"> <p>Warning The number 0 may not be used in place of blank or missing information. Please correct data or provide an explanation for why there were 0 persons for this question in this reporting year.</p> </div>

Number Who Attained The Service From The Referral

Verify Section

I PDX TA Team, verify that I have reviewed this section and the data is complete and correct.

Save

Cancel

4. Referrals Provided

Referrals Provided

Of those with an active, enrolled PATH status during this reporting period, which referrals did they receive and attain? Note: Referrals provided prior to PATH enrollment should not be counted here.

Number Receiving Each Referral

Question	2021	2022
18a1. Community mental health		8
18a2. Substance use treatment		1
18a3. Primary health/dental care		0

18a4. Job training		0
18a5. Educational Services		0
18a6. Housing Services		27
18a7. Temporary housing		2
18a8. Permanent housing		0
18a9. Income assistance		0
18a10. Employment assistance		0
18a11. Medical insurance		0

Comment

Add a comment

Submit

No individual was without medical insurance
Jessica Makela, 12/13/2022 14:21 PM UTC

Number Who Attained The Service From The Referral

Verify Section

I PDX TA Team, verify that I have reviewed this section and the data is complete and correct.

Save

Cancel



HPC Provider Portal

- Dashboard
- Reports
- Team
- Settings
- Resources
- Help

Annual Report 2022

4. Referrals Provided

Referrals Provided

Of those with an active, enrolled PATH status during this reporting period, which referrals did they receive and attain? Note: Referrals provided prior to PATH enrollment should not be counted here.

Number Receiving Each Referral


Number Who Attained The Service From The Referral

Question	2021	2022	
18b1. Community mental health	<input type="text"/>	<input type="text" value="6"/>	
18b2. Substance use treatment	<input type="text"/>	<input type="text" value="0"/>	
18b3. Primary health/dental care	<input type="text"/>	<input type="text" value="0"/>	
18b4. Job training	<input type="text"/>	<input type="text" value="0"/>	
18b5. Educational Services	<input type="text"/>	<input type="text" value="0"/>	
18b6. Housing Services	<input type="text"/>	<input type="text" value="27"/>	
18b7. Temporary housing	<input type="text"/>	<input type="text" value="2"/>	
18b8. Permanent housing	<input type="text"/>	<input type="text" value="12"/>	
18b9. Income assistance	<input type="text"/>	<input type="text" value="3"/>	
18b10. Employment assistance	<input type="text"/>	<input type="text" value="0"/>	
18b11. Medical insurance	<input type="text"/>	<input type="text" value="0"/>	

Warning
 The number 0 may not be used in place of blank or missing information. Please correct data or provide an explanation for why there were 0 persons for this question in this reporting year.

Verify Section

I PDX TA Team, verify that I have reviewed this section and the data is complete and correct.



Annual Report 2022

5. Outcomes

Outcomes

Of those with an active, enrolled PATH status during this reporting period, how many were receiving the items below at PATH project entry and at PATH project exit or at the end of the reporting period?

Income from any Source -

Question	2021	2022	
19-1. Income from any Source: At PATH Project Entry			
19a1. Yes	<input type="text"/>	<input type="text" value="19"/>	
19b1. No	<input type="text"/>	<input type="text" value="8"/>	
19c1. Client doesn't know	<input type="text"/>	<input type="text" value="0"/>	
19d1. Client refused	<input type="text"/>	<input type="text" value="0"/>	
19e1. Data not collected	<input type="text"/>	<input type="text" value="0"/>	
19f1. TOTAL	<input type="text" value="0"/>	<input type="text" value="27"/>	
19-2. Income from any Source: At PATH Project Exit (For clients who were exited from PATH this year - leavers)			
19a2. Yes	<input type="text"/>	<input type="text" value="16"/>	
19b2. No	<input type="text"/>	<input type="text" value="1"/>	
19c2. Client doesn't know	<input type="text"/>	<input type="text" value="0"/>	
19d2. Client refused	<input type="text"/>	<input type="text" value="0"/>	
19e2. Data not collected	<input type="text"/>	<input type="text" value="1"/>	
19f2. TOTAL	<input type="text" value="0"/>	<input type="text" value="18"/>	
19-3. Income from any Source: At Report End Date (For clients who were still active in path as of report end date - stayers)			
19a3. Yes	<input type="text"/>	<input type="text" value="7"/>	
19b3. No	<input type="text"/>	<input type="text" value="2"/>	
19c3. Client doesn't know	<input type="text"/>	<input type="text" value="0"/>	
19d3. Client refused	<input type="text"/>	<input type="text" value="0"/>	
19e3. Data not collected	<input type="text"/>	<input type="text" value="0"/>	
19f3. TOTAL	<input type="text" value="0"/>	<input type="text" value="9"/>	

SSI/SSDI +

Non-cash Benefits from any Source +

Covered by Health Insurance +

Medicaid/Medicare +

All Other Health Insurance +

Verify Section

I PDX TA Team, verify that I have reviewed this section and the data is complete and correct.

Save
Cancel



HPC Provider Portal

- Dashboard
- Reports
- Team
- Settings
- Resources
- Help

Annual Report 2022

5. Outcomes

Outcomes

Of those with an active, enrolled PATH status during this reporting period, how many were receiving the items below at PATH project entry and at PATH project exit or at the end of the reporting period?

Income from any Source

SSI/SSDI

Question	2021	2022	
20-1. SSI/SSDI: At PATH Project Entry			
20a1. Yes	<input type="text"/>	<input type="text" value="14"/>	
20b1. No	<input type="text"/>	<input type="text" value="13"/>	
20c1. TOTAL	<input type="text" value="0"/>	<input type="text" value="27"/>	
20-2. SSI/SSDI: At PATH Project Exit (For clients who were exited from PATH this year - leavers)			
20a2. Yes	<input type="text"/>	<input type="text" value="12"/>	
20b2. No	<input type="text"/>	<input type="text" value="6"/>	
20c2. TOTAL	<input type="text" value="0"/>	<input type="text" value="18"/>	
20-3. SSI/SSDI: At Report End Date (For clients who were still active in PATH as of report end date - stayers)			
20a3. Yes	<input type="text"/>	<input type="text" value="4"/>	
20b3. No	<input type="text"/>	<input type="text" value="5"/>	
20c3. TOTAL	<input type="text" value="0"/>	<input type="text" value="9"/>	

Non-cash Benefits from any Source

Covered by Health Insurance

Medicaid/Medicare


All Other Health Insurance

Verify Section

I PDX TA Team, verify that I have reviewed this section and the data is complete and correct.

Save

Cancel



Annual Report 2022

5. Outcomes

Outcomes

Of those with an active, enrolled PATH status during this reporting period, how many were receiving the items below at PATH project entry and at PATH project exit or at the end of the reporting period?

Income from any Source +

SSI/SSDI +

Non-cash Benefits from any Source -

Question	2021	2022	
21-1. Non-cash Benefits from Any Source: At PATH Project Entry			
21a1. Yes	<input type="text"/>	<input type="text" value="23"/>	
21b1. No	<input type="text"/>	<input type="text" value="4"/>	
21c1. Client doesn't know	<input type="text"/>	<input type="text" value="0"/>	
21d1. Client refused	<input type="text"/>	<input type="text" value="0"/>	
21e1. Data not collected	<input type="text"/>	<input type="text" value="0"/>	
21f1. TOTAL	<input type="text" value="0"/>	<input type="text" value="27"/>	
21-2. Non-cash Benefits from Any Source: At PATH Project Exit (For clients who were exited from PATH this year - leavers)			
21a2. Yes	<input type="text"/>	<input type="text" value="17"/>	
21b2. No	<input type="text"/>	<input type="text" value="1"/>	
21c2. Client doesn't know	<input type="text"/>	<input type="text" value="0"/>	
21d2. Client refused	<input type="text"/>	<input type="text" value="0"/>	
21e2. Data not collected	<input type="text"/>	<input type="text" value="0"/>	
21f2. TOTAL	<input type="text" value="0"/>	<input type="text" value="18"/>	
21-3. Non-cash Benefits from Any Source: At Report End Date (For clients who were still active in PATH as of report end date - stayers)			
21a3. Yes	<input type="text"/>	<input type="text" value="6"/>	
21b3. No	<input type="text"/>	<input type="text" value="3"/>	
21c3. Client doesn't know	<input type="text"/>	<input type="text" value="0"/>	
21d3. Client refused	<input type="text"/>	<input type="text" value="0"/>	
21e3. Data not collected	<input type="text"/>	<input type="text" value="0"/>	
21f3. TOTAL	<input type="text" value="0"/>	<input type="text" value="9"/>	


Covered by Health Insurance +

Medicaid/Medicare +

All Other Health Insurance +

Verify Section

I PDX TA Team, verify that I have reviewed this section and the data is complete and correct.



Annual Report 2022

5. Outcomes

Outcomes

Of those with an active, enrolled PATH status during this reporting period, how many were receiving the items below at PATH project entry and at PATH project exit or at the end of the reporting period?

Income from any Source +

SSI/SSDI +

Non-cash Benefits from any Source +

Covered by Health Insurance -

Question	2021	2022	
22-1. Covered by Health Insurance: At PATH Project Entry			
22a1. Yes	<input type="text"/>	<input type="text" value="26"/>	
22b1. No	<input type="text"/>	<input type="text" value="1"/>	
22c1. Client doesn't know	<input type="text"/>	<input type="text" value="0"/>	
22d1. Client refused	<input type="text"/>	<input type="text" value="0"/>	
22e1. Data not collected	<input type="text"/>	<input type="text" value="0"/>	
22f1. TOTAL	<input type="text" value="0"/>	<input type="text" value="27"/>	
22-2. Covered by Health Insurance: At PATH Project Exit (For clients who were exited from PATH this year - leavers)			
22a2. Yes	<input type="text"/>	<input type="text" value="18"/>	
22b2. No	<input type="text"/>	<input type="text" value="0"/>	
22c2. Client doesn't know	<input type="text"/>	<input type="text" value="0"/>	
22d2. Client refused	<input type="text"/>	<input type="text" value="0"/>	
22e2. Data not collected	<input type="text"/>	<input type="text" value="0"/>	
22f2. TOTAL	<input type="text" value="0"/>	<input type="text" value="18"/>	
22-3. Covered by Health Insurance: At Report End Date (For clients who were still active in PATH as of report end date - stayers)			
22a3. Yes	<input type="text"/>	<input type="text" value="8"/>	
22b3. No	<input type="text"/>	<input type="text" value="1"/>	
22c3. Client doesn't know	<input type="text"/>	<input type="text" value="0"/>	
22d3. Client refused	<input type="text"/>	<input type="text" value="0"/>	
22e3. Data not collected	<input type="text"/>	<input type="text" value="0"/>	
22f3. TOTAL	<input type="text" value="0"/>	<input type="text" value="9"/>	

Medicaid/Medicare +

All Other Health Insurance +

Verify Section

I PDX TA Team, verify that I have reviewed this section and the data is complete and correct.

Save

Cancel



HPC Provider Portal

- Dashboard
- Reports
- Team
- Settings
- Resources
- Help

Annual Report 2022

5. Outcomes

Outcomes

Of those with an active, enrolled PATH status during this reporting period, how many were receiving the items below at PATH project entry and at PATH project exit or at the end of the reporting period?

Income from any Source +

SSI/SSDI +

Non-cash Benefits from any Source +

Covered by Health Insurance +

Medicaid/Medicare -

Question	2021	2022	
23-1. Medicaid/Medicare: At PATH Project Entry			
23a1. Yes	<input type="text"/>	<input type="text" value="26"/>	
23b1. No	<input type="text"/>	<input type="text" value="1"/>	
23c1. TOTAL	<input type="text" value="0"/>	<input type="text" value="27"/>	
23-2. Medicaid/Medicare: At PATH Project Exit (For clients who were exited from PATH this year - leavers)			
23a2. Yes	<input type="text"/>	<input type="text" value="18"/>	
23b2. No	<input type="text"/>	<input type="text" value="0"/>	
23c2. TOTAL	<input type="text" value="0"/>	<input type="text" value="18"/>	
23-3. Medicaid/Medicare: At Report End Date (For clients who were still active in PATH as of report end date - stayers)			
23a3. Yes	<input type="text"/>	<input type="text" value="8"/>	
23b3. No	<input type="text"/>	<input type="text" value="1"/>	
23c3. TOTAL	<input type="text" value="0"/>	<input type="text" value="9"/>	

All Other Health Insurance +

Verify Section

I PDX TA Team, verify that I have reviewed this section and the data is complete and correct.

Save

Cancel



HPC Provider Portal

- Dashboard
- Reports
- Team
- Settings
- Resources
- Help

Annual Report 2022

5. Outcomes

Outcomes

Of those with an active, enrolled PATH status during this reporting period, how many were receiving the items below at PATH project entry and at PATH project exit or at the end of the reporting period?

- Income from any Source
- SSI/SSDI
- Non-cash Benefits from any Source
- Covered by Health Insurance
- Medicaid/Medicare
- All Other Health Insurance

Question	2021	2022	
24-1. All Other Health Insurance: At PATH Project Entry			
24a1. Yes	<input type="text"/>	<input type="text" value="0"/>	
24b1. No	<input type="text"/>	<input type="text" value="27"/>	
24c1. TOTAL	<input type="text" value="0"/>	<input type="text" value="27"/>	
24-2. All Other Health Insurance: At PATH Project Exit (For clients who were exited from PATH this year - leavers)			
24a2. Yes	<input type="text"/>	<input type="text" value="0"/>	
24b2. No	<input type="text"/>	<input type="text" value="18"/>	
24c2. TOTAL	<input type="text" value="0"/>	<input type="text" value="18"/>	
24-3. All Other Health Insurance: At Report End Date (For clients who were still active in PATH as of report end date - stayers)			
24a3. Yes	<input type="text"/>	<input type="text" value="0"/>	
24b3. No	<input type="text"/>	<input type="text" value="9"/>	
24c3. TOTAL	<input type="text" value="0"/>	<input type="text" value="9"/>	

Verify Section

I PDX TA Team, verify that I have reviewed this section and the data is complete and correct.

Save

Cancel



HPC
Provider Portal

- Dashboard
- Reports
- Team
- Settings
- Resources
- Help

Annual Report 2022

6. Housing Outcomes

Housing Outcomes

For each category, record the number of PATH-enrolled individuals who exited the PATH program to each response category.

Temporary Destinations

Question	2021	2022
25-1. Temporary Destinations		
25a1. Emergency shelter, including hotel or motel paid for with emergency shelter voucher, or RHY-funded Host Home shelter	<input type="text"/>	<input type="text" value="1"/>
25a2. Moved from one HOPWA funded project to another HOPWA TH	<input type="text"/>	<input type="text" value="0"/>
25a3. Transitional housing for homeless persons	<input type="text"/>	<input type="text" value="0"/>
25a4. Staying or living in a family member's room, apartment, or house, temporary tenure	<input type="text"/>	<input type="text" value="0"/>
25a5. Staying or living in a friend's room, apartment, or house, temporary tenure	<input type="text"/>	<input type="text" value="0"/>
25a6. Place not meant for habitation (e.g., a vehicle, an abandoned building, bus/train/subway station/airport, or anywhere outside)	<input type="text"/>	<input type="text" value="0"/>
25a7. Safe Haven	<input type="text"/>	<input type="text" value="0"/>
25a8. Hotel or motel paid for without emergency shelter voucher	<input type="text"/>	<input type="text" value="0"/>
25a9. Host Home (non-crisis)	<input type="text"/>	<input type="text" value="0"/>
25a10. Subtotal	<input type="text" value="0"/>	<input type="text" value="1"/>

Institutional Situation

Permanent Destinations

Other Destinations

Verify Section

I PDX TA Team, verify that I have reviewed this section and the data is complete and correct.

Save

Cancel



HPC Provider Portal

- Dashboard
- Reports
- Team
- Settings
- Resources
- Help

Annual Report 2022

6. Housing Outcomes

Housing Outcomes

For each category, record the number of PATH-enrolled individuals who exited the PATH program to each response category.

Temporary Destinations +

Institutional Situation -

Question	2021	2022	
25-2. Institutional Situation			
25a11. Foster care home or foster care group home	<input type="text"/>	<input type="text" value="0"/>	
25a12. Psychiatric hospital or other psychiatric facility	<input type="text"/>	<input type="text" value="0"/>	
25a13. Substance abuse treatment facility or detox center	<input type="text"/>	<input type="text" value="0"/>	
25a14. Hospital or other residential non-psychiatric medical facility	<input type="text"/>	<input type="text" value="0"/>	
25a15. Jail, prison, or juvenile detention facility	<input type="text"/>	<input type="text" value="0"/>	
25a16. Long-term care facility or nursing home	<input type="text"/>	<input type="text" value="0"/>	
25a17. Subtotal	<input type="text" value="0"/>	<input type="text" value="0"/>	

Permanent Destinations +

Other Destinations +

Verify Section

I PDX TA Team, verify that I have reviewed this section and the data is complete and correct.

Save

Cancel



HPC Provider Portal

- Dashboard
- Reports
- Team
- Settings
- Resources
- Help

Annual Report 2022

6. Housing Outcomes

Housing Outcomes

For each category, record the number of PATH-enrolled individuals who exited the PATH program to each response category.

- Temporary Destinations
- Institutional Situation
- Permanent Destinations

Question	2021	2022	
25-3. Permanent Destinations			
25a18. Moved from one HOPWA funded project to another HOPWA PH	<input type="text"/>	<input type="text" value="0"/>	
25a19. Owned by client, no ongoing housing subsidy	<input type="text"/>	<input type="text" value="0"/>	
25a20. Owned by client, with ongoing housing subsidy	<input type="text"/>	<input type="text" value="0"/>	
25a21. Permanent housing (other than RRH) for formerly homeless persons	<input type="text"/>	<input type="text" value="0"/>	
25a22. Rental by client, no ongoing housing subsidy	<input type="text"/>	<input type="text" value="4"/>	
25a23. Rental by client, with RRH or equivalent subsidy	<input type="text"/>	<input type="text" value="0"/>	
25a24. Rental by client, with VASH subsidy	<input type="text"/>	<input type="text" value="0"/>	
25a25. Rental by client, with GPD TIP subsidy	<input type="text"/>	<input type="text" value="0"/>	
25a26. Rental by client, with other ongoing housing subsidy	<input type="text"/>	<input type="text" value="2"/>	
25a27. Rental by client, with HCV voucher (tenant or project based)	<input type="text"/>	<input type="text" value="5"/>	
25a28. Rental by client in a public housing unit	<input type="text"/>	<input type="text" value="0"/>	
25a29. Residential project or halfway house with no homeless criteria	<input type="text"/>	<input type="text" value="0"/>	
25a30. Staying or living in a family member's room, apartment, or house, permanent tenure	<input type="text"/>	<input type="text" value="0"/>	
25a31. Staying or living in a friend's room, apartment, or house, permanent tenure	<input type="text"/>	<input type="text" value="0"/>	
25a32. Subtotal	<input type="text" value="0"/>	<input type="text" value="11"/>	

Other Destinations

Verify Section

I PDX TA Team, verify that I have reviewed this section and the data is complete and correct.



HPC Provider Portal

- Dashboard
- Reports
- Team
- Settings
- Resources
- Help

Annual Report 2022

6. Housing Outcomes

Housing Outcomes



















For each category, record the number of PATH-enrolled individuals who exited the PATH program to each response category.

Temporary Destinations +

Institutional Situation +

Permanent Destinations +

Other Destinations -

Question	2021	2022	
25-4. Other Destinations			
25a33. Deceased	<input type="text"/>	<input type="text" value="1"/>	 
25a34. Other	<input type="text"/>	<input type="text" value="0"/>	 
25a35. No exit interview completed	<input type="text"/>	<input type="text" value="4"/>	 
25a36. Client doesn't know	<input type="text"/>	<input type="text" value="0"/>	 
25a37. Client refused	<input type="text"/>	<input type="text" value="1"/>	 
25a38. Data not collected	<input type="text"/>	<input type="text" value="0"/>	 
25a39. Subtotal	<input type="text" value="0"/>	<input type="text" value="6"/>	 
25a40. PATH-enrolled clients still active as of report end date (Stayers)	<input type="text"/>	<input type="text" value="9"/>	 
25a41. TOTAL	<input type="text" value="0"/>	<input type="text" value="27"/>	 

Verify Section

I PDX TA Team, verify that I have reviewed this section and the data is complete and correct.

Save

Cancel



HPC Provider Portal

- Dashboard
- Reports
- Team
- Settings
- Resources
- Help

Annual Report 2022

7. Demographics

Demographics

For each demographic element, record the number of PATH-enrolled individuals who identify with each response category.

Gender

Question	2021	2022	
26a. Demographics - Gender			
Of those with an active, enrolled PATH status during this reporting period, how many individuals are in each of the following categories?			
26a1. Female	<input type="text"/>	<input type="text" value="16"/>	
26a2. Male	<input type="text"/>	<input type="text" value="11"/>	
26a3. No Single Gender	<input type="text"/>	<input type="text" value="0"/>	
26a4. Questioning	<input type="text"/>	<input type="text" value="0"/>	
26a5. Transgender	<input type="text"/>	<input type="text" value="0"/>	
26a6. Client doesn't know	<input type="text"/>	<input type="text" value="0"/>	
26a7. Client refused	<input type="text"/>	<input type="text" value="0"/>	
26a8. Data not collected	<input type="text"/>	<input type="text" value="0"/>	
26a9. Total	<input type="text" value="0"/>	<input type="text" value="27"/>	

- Age
- Race
- Ethnicity
- Veteran Status
- Co-Occurring Disorder
- SOAR Connection
- Prior Living Situation
- Length of Stay
- Chronically Homeless
- Domestic Violence History (Adults Only)

Verify Section

I PDX TA Team, verify that I have reviewed this section and the data is complete and correct.



HPC Provider Portal

- Dashboard
- Reports
- Team
- Settings
- Resources
- Help

Annual Report 2022

7. Demographics

Demographics

For each demographic element, record the number of PATH-enrolled individuals who identify with each response category.

Gender +

Age -

Question	2021	2022	
26b. Demographics - Age Of those with an active, enrolled PATH status during this reporting period, how many individuals are in each of the following categories?			
26b1. 17 and under <small>(Youth 17 and under should not be enrolled in the PATH Project unless they meet all the eligibility requirements. This includes extended family members)</small>	<input type="text"/>	<input type="text" value="0"/>	
26b2. 18 - 23	<input type="text"/>	<input type="text" value="6"/>	
26b3. 24 - 30	<input type="text"/>	<input type="text" value="1"/>	
26b4. 31 - 40	<input type="text"/>	<input type="text" value="4"/>	
26b5. 41 - 50	<input type="text"/>	<input type="text" value="2"/>	
26b6. 51 - 61	<input type="text"/>	<input type="text" value="11"/>	
26b7. 62 and over	<input type="text"/>	<input type="text" value="3"/>	
26b8. Client doesn't know	<input type="text"/>	<input type="text" value="0"/>	
26b9. Client refused	<input type="text"/>	<input type="text" value="0"/>	
26b10. Data not collected	<input type="text"/>	<input type="text" value="0"/>	
26b11. Total	<input type="text" value="0"/>	<input type="text" value="27"/>	

Race +

Ethnicity +

Veteran Status +

Co-Occurring Disorder +

SOAR Connection +

Prior Living Situation +

Length of Stay +

Chronically Homeless +

Domestic Violence History (Adults Only) +

Verify Section

I PDX TA Team, verify that I have reviewed this section and the data is complete and correct.

Save

Cancel



HPC Provider Portal

- Dashboard
- Reports
- Team
- Settings
- Resources
- Help

Annual Report 2022

7. Demographics

Demographics

For each demographic element, record the number of PATH-enrolled individuals who identify with each response category.

- Gender +
- Age +
- Race -

Question	2021	2022	
26c. Demographics - Race Of those with an active, enrolled PATH status during this reporting period, how many individuals are in each of the following categories? (Note: An individual who identifies as multiracial should be counted in all applicable categories. This demographic element will not sum to total persons enrolled.)			
26c1. American Indian, Alaska Native, or Indigenous	<input type="text"/>	<input type="text" value="1"/>	
26c2. Asian or Asian American	<input type="text"/>	<input type="text" value="0"/>	
26c3. Black, African American, or African	<input type="text"/>	<input type="text" value="0"/>	
26c4. Native Hawaiian or Pacific Islander	<input type="text"/>	<input type="text" value="0"/>	
26c5. White	<input type="text"/>	<input type="text" value="27"/>	
26c6. Client doesn't know	<input type="text"/>	<input type="text" value="0"/>	
26c7. Client refused	<input type="text"/>	<input type="text" value="0"/>	
26c8. Data not collected	<input type="text"/>	<input type="text" value="0"/>	
26c9. Total	<input type="text" value="0"/>	<input type="text" value="28"/>	

- Ethnicity +
- Veteran Status +
- Co-Occurring Disorder +
- SOAR Connection +
- Prior Living Situation +
- Length of Stay +
- Chronically Homeless +
- Domestic Violence History (Adults Only) +

Verify Section

I PDX TA Team, verify that I have reviewed this section and the data is complete and correct.



HPC Provider Portal

- Dashboard
- Reports
- Team
- Settings
- Resources
- Help

Annual Report 2022

7. Demographics

Demographics

For each demographic element, record the number of PATH-enrolled individuals who identify with each response category.

Gender +

Age +

Race +

Ethnicity -

Question	2021	2022	
26d. Demographics - Ethnicity			
Of those with an active, enrolled PATH status during this reporting period, how many individuals are in each of the following categories?			
26d1. Non-Hispanic/Non-Latin(a)(o)(x)	<input type="text"/>	<input type="text" value="27"/>	
26d2. Hispanic/Latin(a)(o)(x)	<input type="text"/>	<input type="text" value="0"/>	
26d3. Client doesn't know	<input type="text"/>	<input type="text" value="0"/>	
26d4. Client refused	<input type="text"/>	<input type="text" value="0"/>	
26d5. Data not collected	<input type="text"/>	<input type="text" value="0"/>	
26d6. Total	<input type="text" value="0"/>	<input type="text" value="27"/>	

Veteran Status +

Co-Occurring Disorder +

SOAR Connection +

Prior Living Situation +

Length of Stay +

Chronically Homeless +

Domestic Violence History (Adults Only) +

Verify Section

I PDX TA Team, verify that I have reviewed this section and the data is complete and correct.

Save

Cancel



HPC Provider Portal

- Dashboard
- Reports
- Team
- Settings
- Resources
- Help

Annual Report 2022

7. Demographics

Demographics

For each demographic element, record the number of PATH-enrolled individuals who identify with each response category.

- Gender +
- Age +
- Race +
- Ethnicity +
- Veteran Status -

Question	2021	2022	
26e. Demographics - Veteran Status (Adults Only)			
Of those with an active, enrolled PATH status during this reporting period, how many individuals are in each of the following categories?			
26e1. Veteran	<input type="text"/>	<input type="text" value="0"/>	1
26e2. Non-Veteran	<input type="text"/>	<input type="text" value="27"/>	2
26e3. Client doesn't know	<input type="text"/>	<input type="text" value="0"/>	1
26e4. Client refused	<input type="text"/>	<input type="text" value="0"/>	1
26e5. Data not collected	<input type="text"/>	<input type="text" value="0"/>	2
26e6. Total	<input type="text" value="0"/>	<input type="text" value="27"/>	

- Co-Occurring Disorder +
- SOAR Connection +
- Prior Living Situation +
- Length of Stay +
- Chronically Homeless +
- Domestic Violence History (Adults Only) +

Verify Section

I PDX TA Team, verify that I have reviewed this section and the data is complete and correct.

Save

Cancel



HPC
Provider Portal

- Dashboard
- Reports
- Team
- Settings
- Resources
- Help

Annual Report 2022

7. Demographics

Demographics

For each demographic element, record the number of PATH-enrolled individuals who identify with each response category.


- Gender +
- Age +
- Race +
- Ethnicity +
- Veteran Status +
- Co-Occurring Disorder -

Question	2021	2022
26f. Demographics - Co-Occurring Disorder Of those with an active, enrolled PATH status during this reporting period, how many individuals are in each of the following categories?		
26f1. Co-occurring substance use disorder	<input type="text"/>	<input type="text" value="3"/>
26f2. No co-occurring substance use disorder	<input type="text"/>	<input type="text" value="24"/>
26f3. Unknown	<input type="text"/>	<input type="text" value="0"/>
26f4. Total	<input type="text" value="0"/>	<input type="text" value="27"/>

- SOAR Connection +
- Prior Living Situation +
- Length of Stay +
- Chronically Homeless +
- Domestic Violence History (Adults Only) +

Verify Section

I PDX TA Team, verify that I have reviewed this section and the data is complete and correct.



- Dashboard
- Reports
- Team
- Settings
- Resources
- Help

Annual Report 2022

7. Demographics

Demographics

For each demographic element, record the number of PATH-enrolled individuals who identify with each response category.


- Gender +
- Age +
- Race +
- Ethnicity +
- Veteran Status +
- Co-Occurring Disorder +
- SOAR Connection -

Question	2021	2022	
26g. Demographics - SOAR Connection			
Of those with an active, enrolled PATH status during this reporting period, how many individuals are in each of the following categories?			
26g1. Yes	<input type="text"/>	<input type="text" value="0"/>	
26g2. No	<input type="text"/>	<input type="text" value="27"/>	
26g3. Client doesn't know	<input type="text"/>	<input type="text" value="0"/>	
26g4. Client refused	<input type="text"/>	<input type="text" value="0"/>	
26g5. Data not collected	<input type="text"/>	<input type="text" value="0"/>	
26g6. Total	<input type="text" value="0"/>	<input type="text" value="27"/>	

- Prior Living Situation +
- Length of Stay +
- Chronically Homeless +
- Domestic Violence History (Adults Only) +

Verify Section

I, PDX TA Team, verify that I have reviewed this section and the data is complete and correct.



Annual Report 2022

7. Demographics

Demographics

For each demographic element, record the number of PATH-enrolled individuals who identify with each response category.

- Gender +
- Age +
- Race +
- Ethnicity +
- Veteran Status +
- Co-Occurring Disorder +
- SOAR Connection +
- Prior Living Situation -

Question	2021	2022	
26-h. Demographics - Prior Living Situation			
Of those with an active, enrolled PATH status during this reporting period, how many individuals are in each of the following categories?			
26h. Number Enrolled			
Literally Homeless			
26h1. Place not meant for habitation (e.g., a vehicle, an abandoned building, a bus/train/subway station, airport, or anywhere outside)	<input type="text"/>	<input type="text" value="6"/>	2
26h2. Emergency shelter, including hotel or motel paid for with emergency shelter voucher, or RHY-funded Host Home shelter	<input type="text"/>	<input type="text" value="17"/>	2
26h3. Safe Haven	<input type="text"/>	<input type="text" value="0"/>	1
Institutional Situation			
26h4. Foster care home or foster care group home	<input type="text"/>	<input type="text" value="0"/>	1
26h5. Hospital or other residential non-psychiatric medical facility	<input type="text"/>	<input type="text" value="0"/>	1
26h6. Jail, prison, or juvenile detention facility	<input type="text"/>	<input type="text" value="0"/>	1
26h7. Long-term care facility or nursing home	<input type="text"/>	<input type="text" value="0"/>	1
26h8. Substance abuse treatment facility or detox center	<input type="text"/>	<input type="text" value="0"/>	1
26h9. Psychiatric hospital or other psychiatric facility	<input type="text"/>	<input type="text" value="0"/>	1
Transitional and Permanent Housing Situation			
26h10. Hotel or motel paid for without emergency shelter voucher	<input type="text"/>	<input type="text" value="0"/>	1
26h11. Owned by client, no ongoing housing subsidy	<input type="text"/>	<input type="text" value="0"/>	1
26h12. Owned by client, with ongoing housing subsidy	<input type="text"/>	<input type="text" value="0"/>	1
26h13. Permanent housing (other than RRH) for formerly homeless persons	<input type="text"/>	<input type="text" value="0"/>	1
26h14. Rental by client, no ongoing housing subsidy	<input type="text"/>	<input type="text" value="0"/>	2
26h15. Rental by client, with VASH subsidy	<input type="text"/>	<input type="text" value="0"/>	1
26h16. Rental by client, with GPD TIP subsidy	<input type="text"/>	<input type="text" value="0"/>	1
26h17. Rental by client, with RRH or equivalent subsidy	<input type="text"/>	<input type="text" value="0"/>	1
26h18. Rental by client, with other ongoing housing subsidy (including RRH)	<input type="text"/>	<input type="text" value="2"/>	2
26h19. Rental by client, with HCV voucher (tenant or project based)	<input type="text"/>	<input type="text" value="0"/>	1
26h20. Rental by client in a public housing unit	<input type="text"/>	<input type="text" value="0"/>	1
26h21. Residential project or halfway house with no homeless criteria	<input type="text"/>	<input type="text" value="0"/>	1
26h22. Staying or living in a family member's room, apartment, or house	<input type="text"/>	<input type="text" value="1"/>	1
26h23. Staying or living in a friend's room, apartment, or house	<input type="text"/>	<input type="text" value="1"/>	1
26h24. Transitional housing for homeless persons	<input type="text"/>	<input type="text" value="0"/>	1
26h25. Host Home (non-crisis)	<input type="text"/>	<input type="text" value="0"/>	1
26h26. Client doesn't know	<input type="text"/>	<input type="text" value="0"/>	1 1
26h27. Client refused	<input type="text"/>	<input type="text" value="0"/>	1 1
26h28. Data not collected	<input type="text"/>	<input type="text" value="0"/>	2 1
26h29. Total	<input type="text" value="0"/>	<input type="text" value="27"/>	

- Length of Stay +
- Chronically Homeless +
- Domestic Violence History (Adults Only) +

Verify Section

I PDX TA Team, verify that I have reviewed this section and the data is complete and correct.



HPC
Provider Portal

- Dashboard
- Reports
- Team
- Settings
- Resources
- Help

Annual Report 2022

7. Demographics

Demographics

For each demographic element, record the number of PATH-enrolled individuals who identify with each response category.

- Gender** +
- Age** +
- Race** +
- Ethnicity** +
- Veteran Status** +
- Co-Occurring Disorder** +
- SOAR Connection** +
- Prior Living Situation** +
- Length of Stay** -

Question	2021	2022	
26. Length of stay in prior living situation (emergency shelter or place not meant for human habitation ONLY) Of those identified in #26h (Living Situation) as staying in Place not meant for habitation (26h1) or Emergency shelter (26h2), record the length of time these individuals have been in this living situation. The total of this category must equal the sum of 26h1 + 26h2.			
26i1. One night or less	<input type="text"/>	<input type="text" value="1"/>	
26i2. Two to six nights	<input type="text"/>	<input type="text" value="1"/>	
26i3. One week or more, but less than one month	<input type="text"/>	<input type="text" value="7"/>	
26i4. One month or more, but less than 90 days	<input type="text"/>	<input type="text" value="6"/>	
26i5. 90 days or more, but less than one year	<input type="text"/>	<input type="text" value="5"/>	
26i6. One year or longer	<input type="text"/>	<input type="text" value="3"/>	
26i7. Client doesn't know	<input type="text"/>	<input type="text" value="0"/>	
26i8. Client refused	<input type="text"/>	<input type="text" value="0"/>	
26i9. Data not collected	<input type="text"/>	<input type="text" value="0"/>	
26i10. Total	<input type="text" value="0"/>	<input type="text" value="23"/>	

Chronically Homeless +

Domestic Violence History (Adults Only) +

Verify Section

I PDX TA Team, verify that I have reviewed this section and the data is complete and correct.

Save

Cancel



HPC Provider Portal

- Dashboard
- Reports
- Team
- Settings
- Resources
- Help

Annual Report 2022

7. Demographics

Demographics

For each demographic element, record the number of PATH-enrolled individuals who identify with each response category.

- Gender +
- Age +
- Race +
- Ethnicity +
- Veteran Status +
- Co-Occurring Disorder +
- SOAR Connection +
- Prior Living Situation +
- Length of Stay +
- Chronically Homeless -

Question	2021	2022
26-j. Demographics - Chronically Homeless Of those with an active, enrolled PATH status during this reporting period, how many individuals are in each of the following categories? 26j. Number Enrolled		
26j1. Yes	<input type="text"/>	<input type="text" value="8"/>
26j2. No	<input type="text"/>	<input type="text" value="18"/>
26j3. Unknown	<input type="text"/>	<input type="text" value="1"/>
26j4. Total	<input type="text" value="0"/>	<input type="text" value="27"/>

Domestic Violence History (Adults Only) +

Verify Section

I PDX TA Team, verify that I have reviewed this section and the data is complete and correct.



HPC Provider Portal

- Dashboard
- Reports
- Team
- Settings
- Resources
- Help

Annual Report 2022

7. Demographics

Demographics

For each demographic element, record the number of PATH-enrolled individuals who identify with each response category.

- Gender
- Age
- Race
- Ethnicity
- Veteran Status
- Co-Occurring Disorder
- SOAR Connection
- Prior Living Situation
- Length of Stay
- Chronically Homeless
- Domestic Violence History (Adults Only)

Question	2021	2022	
26-k. Demographics - Domestic Violence History (Adults Only) Of those with an active, enrolled PATH status during this reporting period, how many adults are in each of the following categories?			
26k. Number Enrolled			
26k1. Yes	<input type="text"/>	<input type="text" value="10"/>	
26k2. No	<input type="text"/>	<input type="text" value="17"/>	
26k3. Client doesn't know	<input type="text"/>	<input type="text" value="0"/>	
26k4. Client refused	<input type="text"/>	<input type="text" value="0"/>	
26k5. Data not collected	<input type="text"/>	<input type="text" value="0"/>	
26k6. Total	<input type="text" value="0"/>	<input type="text" value="27"/>	

Verify Section

I PDX TA Team, verify that I have reviewed this section and the data is complete and correct.