

MEMORANDUM

TO: Representative Houghton, Chair, House Committee on Health Care

FROM: Emily Hawes, Commissioner, Department of Mental Health

DATE: February 28, 2023

RE: Mobile Crisis Response Data and Budget follow up from Testimony

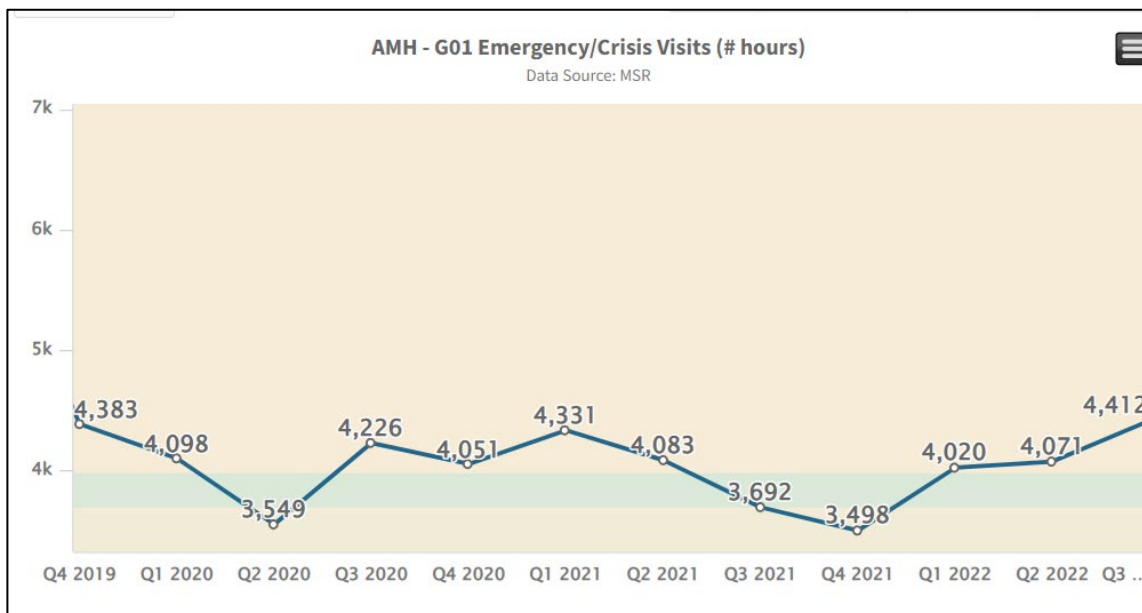
1. *Provide a funding breakdown for the mobile crisis funding request, including descriptions of each line item outlining the role/purpose within the implementation plan and timeline*

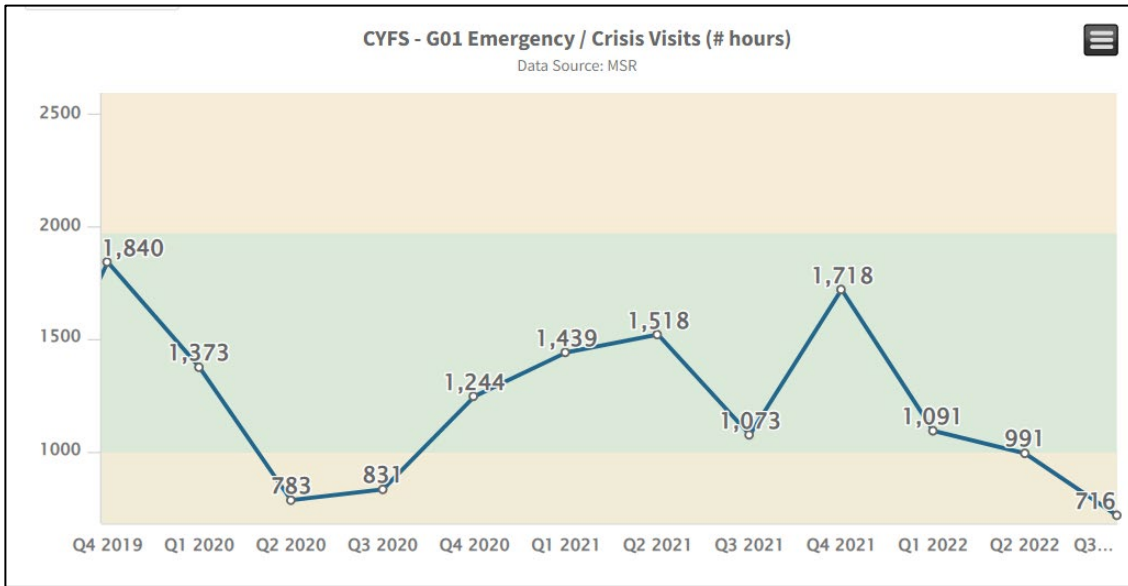
Please see attached spreadsheet.

- a. Is the requested funding anticipated to fund the whole program between now and 2027?
 - i. The funding for Mobile Crisis Response anticipates a delayed start for all regions, anticipating services will begin in September of 2023.
 - ii. The current budget is a valuation for the program, - while data is collected in the first years to inform a final rate for the service. The final rate will be informed by many factors, including the payer mix, time and location of services, and the composition of the multi-disciplinary team that will include peers.

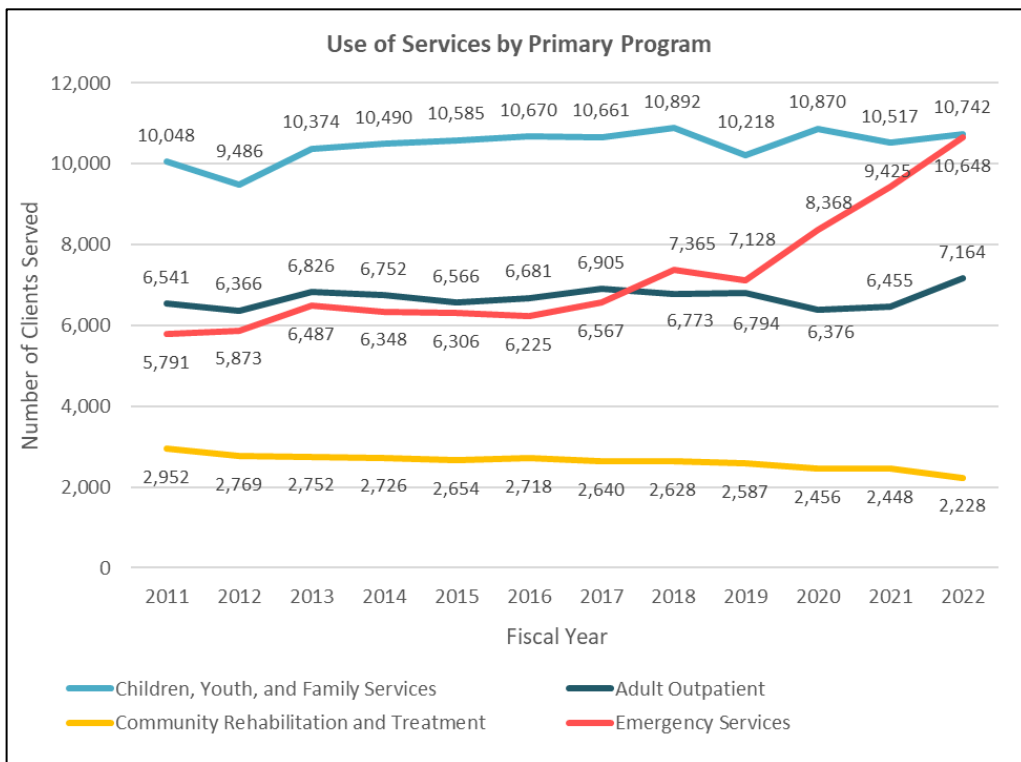
2. *Provide data by DA on people serviced in crisis.*

- a. Total Number of Hours by quarter for Emergency/Crisis Visits Data for FY2022





b. Number of clients served by “Primary Program of Service” (FY2011-2022)¹



¹ Please note: “Number of clients served by ‘Primary Program of Service’” graph may include duplicate counts of clients who were served by multiple programs (e.g., a client may have been served by both Children, Youth, and Family Services and Emergency Services and therefore is counted by both services within this graph)



- c. Analysis conducted by the Vermont Department of Mental Health Research & Statistics Unit. Based on the Monthly Service Reports submitted by Designated Agencies. This analysis is based on the selection of Service Code of “G01: Emergency/Crisis Assessment, Support & Referral”

FY2022 Number of Emergency/Crisis Assessment, Support, and Referral Services by Designated Agency (Data Source: Monthly Service Report)

<u>Designated Agency</u>	<u>Number of Services</u>	<u>Percentage of Total Services</u>
Clara Martin Center (CMC)	724	1.53%
Counseling Services of Addison County (CSAC)	777	1.64%
Health Care and Rehabilitation Services (HCRS)	2,565	5.42%
Howard Center (HC)	31,738	67.04%
Lamoille County Mental Health Services (LCMHS)	1,040	2.20%
Northeast Kingdom Human Services (NKHS)	1,536	3.24%
Northwestern Counseling and Support Services (NCSS)	3,535	7.47%
Rutland Mental Health Services (RMHS)	2,962	6.26%
United Counseling Service (UCS)	1,711	3.61%
Washington County Mental Health Services (WCMHS)	756	1.60%
TOTAL	47,344	100.00%

3. *What is the average staff numbers and hourly coverage for embedded clinicians?*
 - a. There are 10 full time (40 hour) positions, and the expectation is that they work out of the barracks. Majority of the time will be responding to scenes.

4. *Does street outreach chart category include the 5 teams in Chittenden County?*
 - a. Yes.

5. *What localities have clinicians embedded with local police?*

Designated Agency	Position	County	Local Law Enforcement Agency
Northeast Kingdom Human Services	1 part time	Orleans County	Newport Police Department
Rutland Mental Health	1 full time	Rutland County	Rutland City Police Department
Lamoille County Mental Health	1 full time	Lamoille County	Morrisville Police Department
Northwestern Counseling & Support Services	2 full time	Franklin County	St. Albans Police Department
Washington County Mental Health	1 full time position split between two departments	Washington County	Barre Police Department Montpelier Police Department



Health Care & Rehabilitation Services	4.75 Full time positions	Windham/Windsor County	<ul style="list-style-type: none"> • Towns includes: <ul style="list-style-type: none"> ○ Springfield/Windsor ○ Bellows Falls ○ Harford ○ Brattleboro ○ Windham/Dover (.75 position)
---------------------------------------	--------------------------	------------------------	---

6. *Provide one more row in mobile response crosswalk chart noting the statewide counties where services are available.*

a. –see updated chart

7. *Send full breakdown of DA acronyms.*

[Clara Martin Center \(CMC\)](#)

[Counseling Service of Addison County \(CSAC\)](#)

[Health Care and Rehabilitation Services \(HCRS\)](#)

[Howard Center \(HC\)](#)

[Lamoille County Mental Health Services \(LCMHS\)](#)

[Northeast Kingdom Human Services \(NKHS\)](#)

[Northwestern Counseling & Support Services \(NCSS\)](#)

[Rutland Mental Health Services \(RMHS\)](#)

[United Counseling Service of Bennington County \(UCS\)](#)

[Washington County Mental Health Services \(WCMHS\)](#)



