

SASH[®]

SUPPORT AND SERVICES
AT HOME

a caring partnership

LIZ GENGE

Cathedral Square, SASH Director

genge@cathedralsquare.org | (802) 276-0442

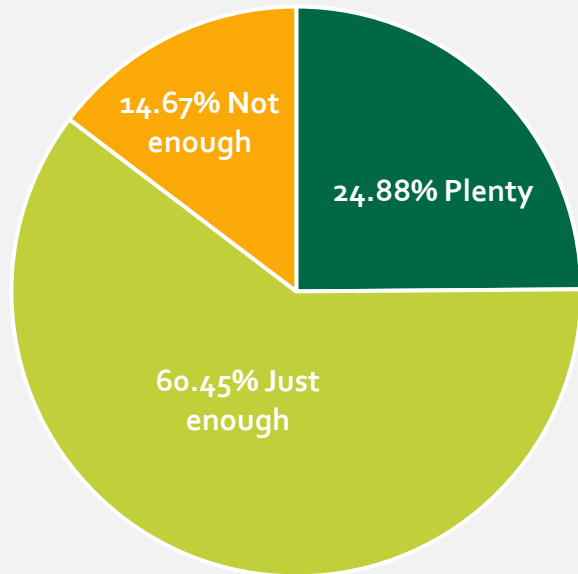
sashvt.org

Better Care.
Healthier People.
Smarter Spending.

Statewide SASH Data Profile 2023

FINANCIAL STABILITY / SECURITY

Do you have enough money at the end of the month to meet your needs?



96% Participants report routinely have an annual wellness exam

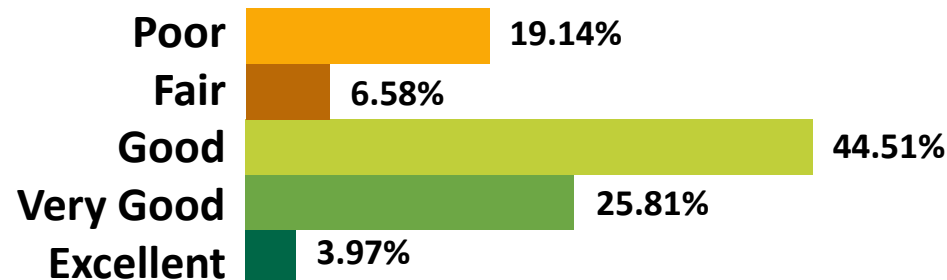
77% Screened moderate to high nutrition risk

67% Participants screened at risk of poor outcomes due to low health literacy

36% Participants reporting falling

27% Reporting missing their medications

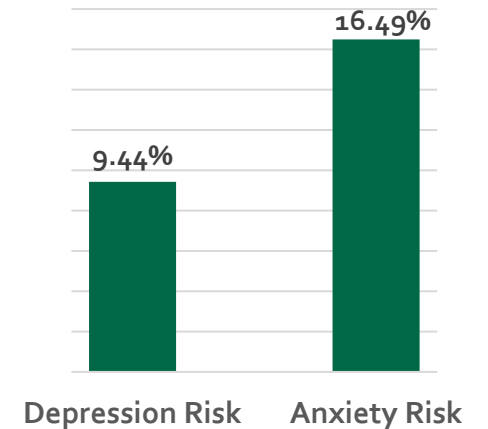
How would you rate your health?



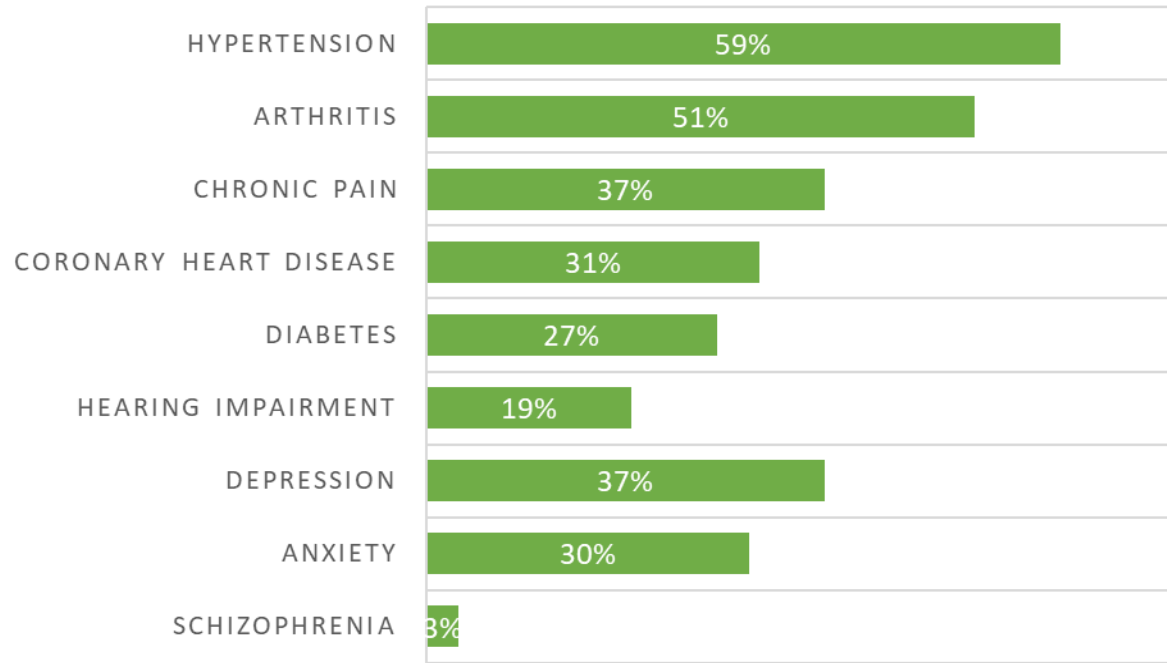
HEALTH SCREENS

Loneliness risk.....24%

Socially isolated & lonely.....13%



Health of SASH Participants Statewide



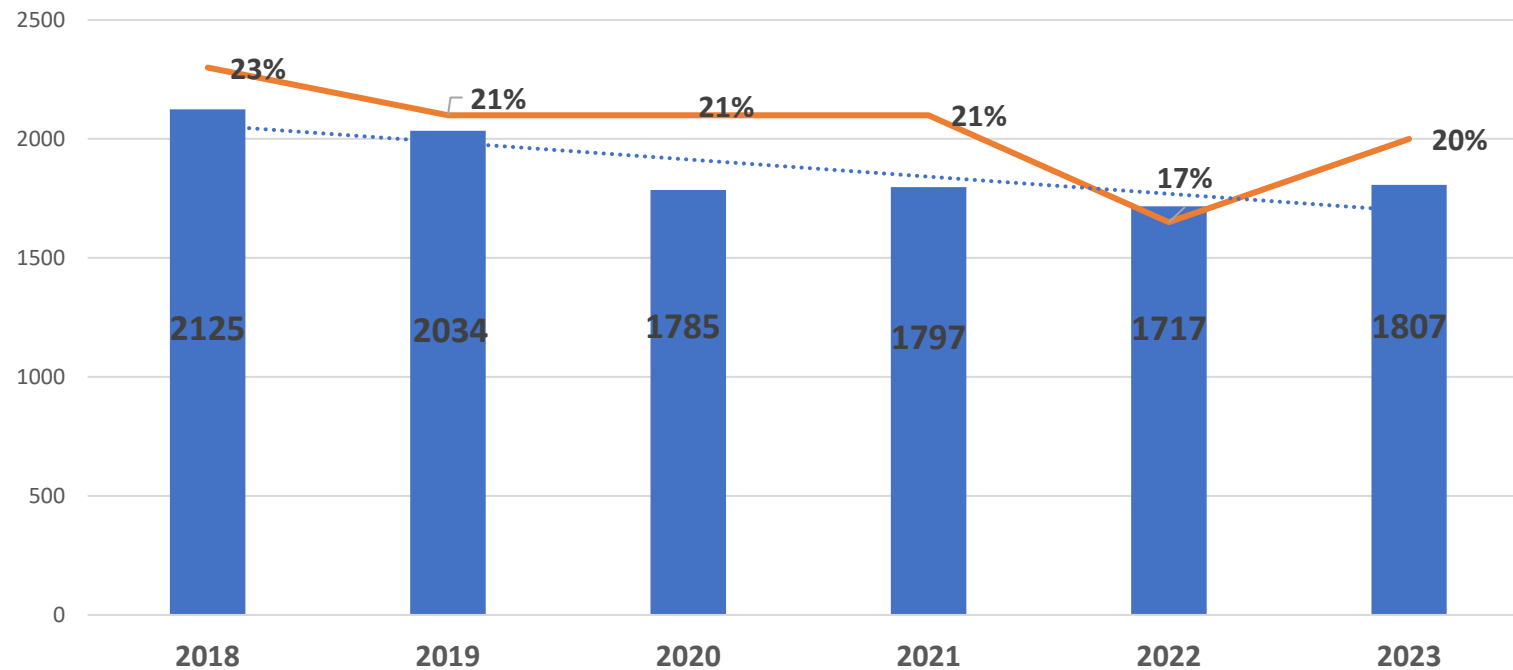
HEALTH SCREENS
Risk of Falls.....61%
Social Isolation.....33%
Suicide Ideation....12%

82% of SASH participants have 3 or more chronic conditions

7 median number of chronic conditions for SASH participants

SASH Participants Presenting to Emergency Department

“High ED utilizers”, as defined by four or more visits in a year



Participant counts 2018 4,532; 2019 4,861; 2020 4,621; 2021 4,685; 2022 4,884; 2023 4,832

of Presentations to Emergency Department

Participant counts 2018 4,532; 2019 4,861; 2020 4,621; 2021 4,685; 2022 4,884; 2023 4,832

ED Presentations SASH Participants Statewide

