

# **COVID-19 Update**

## **Trends in Electric Retail Sales & Arrearages**

### **(VCAAP)**

Riley Allen & Claire McIlvennie

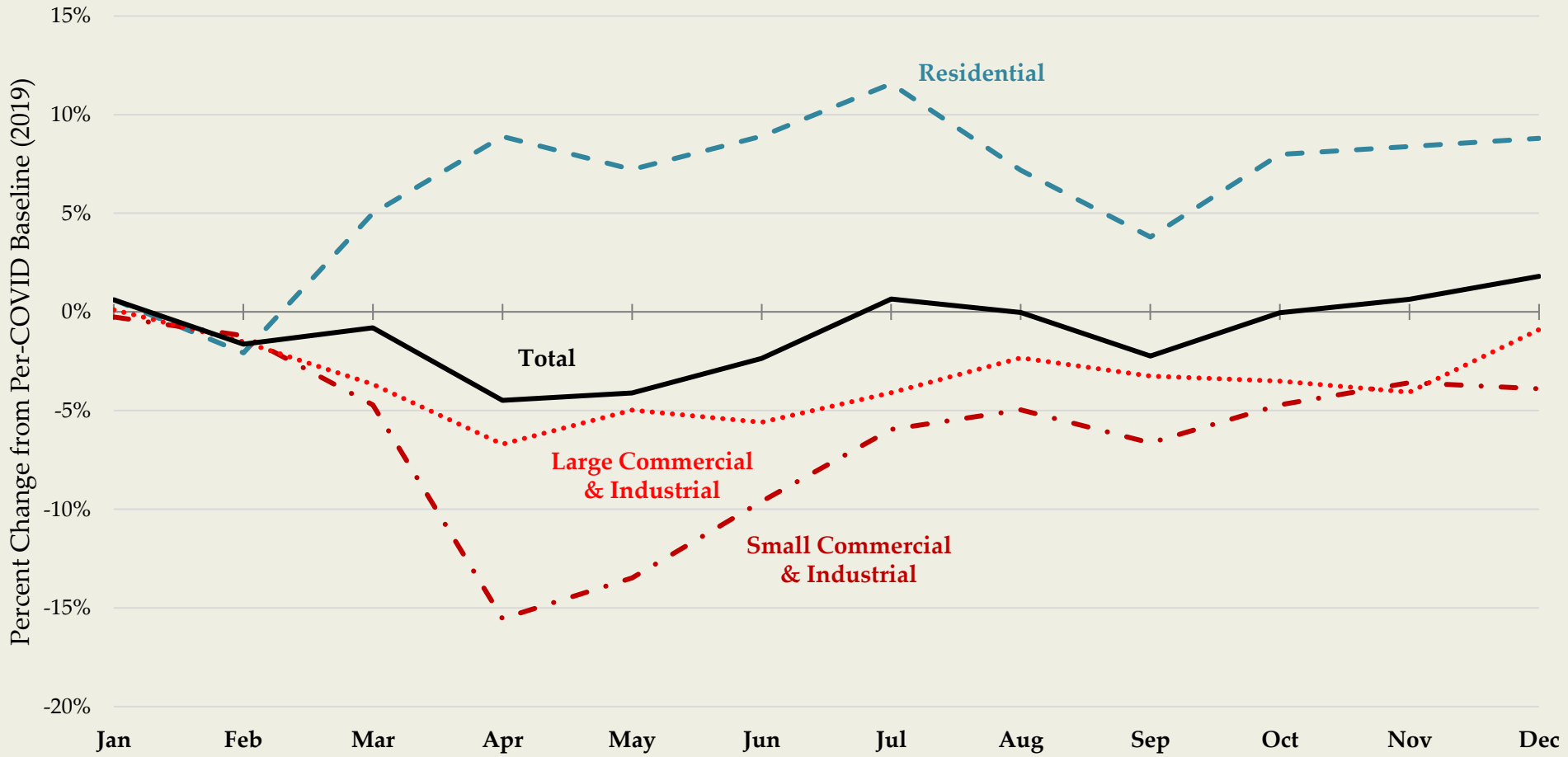
Public Service Department

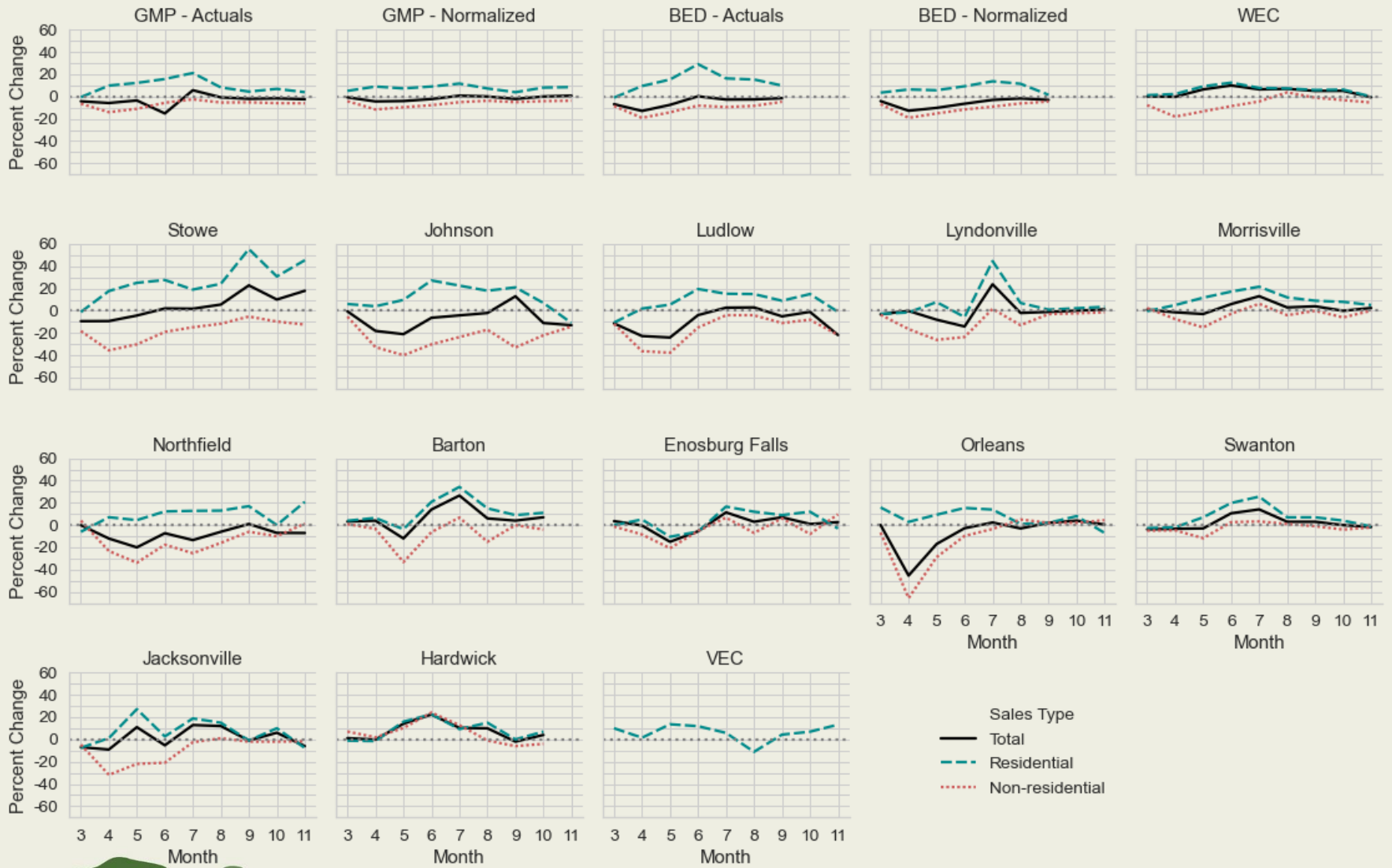
January 14, 2020

# Retail Sales Tracking Overview

- Since April, the Department has tracked electric retail sales as one measure of the impact of the pandemic on the sector
  - Daily retail sales for residential, commercial, and industrial sectors
  - Using 2019 data as a pre-COVID baseline
- At the onset of the COVID-19 pandemic:
  - Many of the state's utilities experienced reductions in total electric sales of roughly 5-10%
  - Primarily driven by reductions in electric energy use from commercial and industrial customers
  - Moderated by an increase in residential energy use
- Since May:
  - The sector has moved towards recovery, with total electric sales returning to pre-COVID baselines.
  - Recovery has been coupled with a persistent uptick in residential sales
  - Slight downtick in commercial and industrial sales

# Percent Change in Normalized Retail Sales (2020 v. 2019) for Green Mountain Power (GMP)



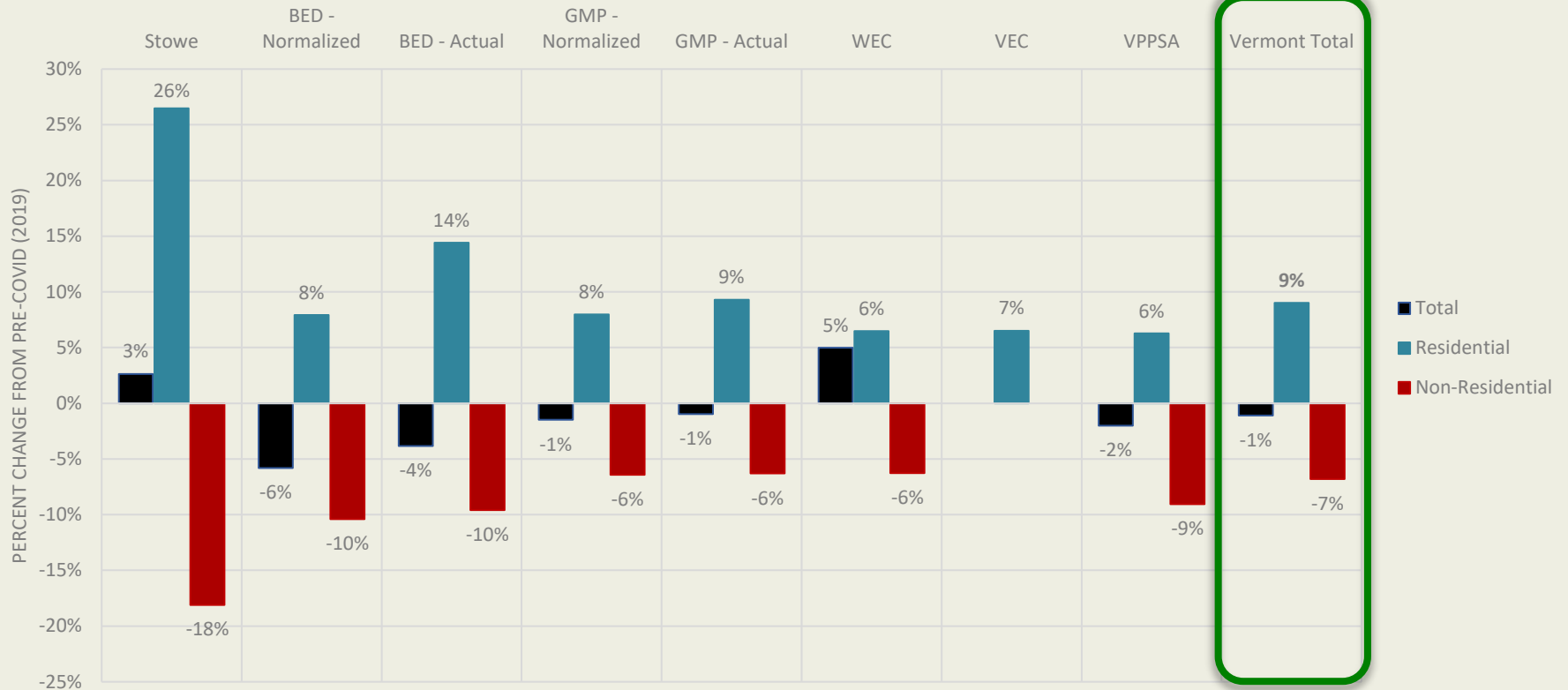


\*BED through 10/17 only  
 \*\*Excluding VEC Total and Non-residential due to questions regarding data outliers



# Impact on Retail Sales To Date

Percent Change in Retail Sales To Date 2020 v 2019  
3/15-11/30\*



\*BED through 10/17 only

\*VPPSA starts 3/1


\*Excluding VEC Total and Non-residential due to questions regarding data outliers

\*Vermont total includes actual (not normalized) sales across utilities

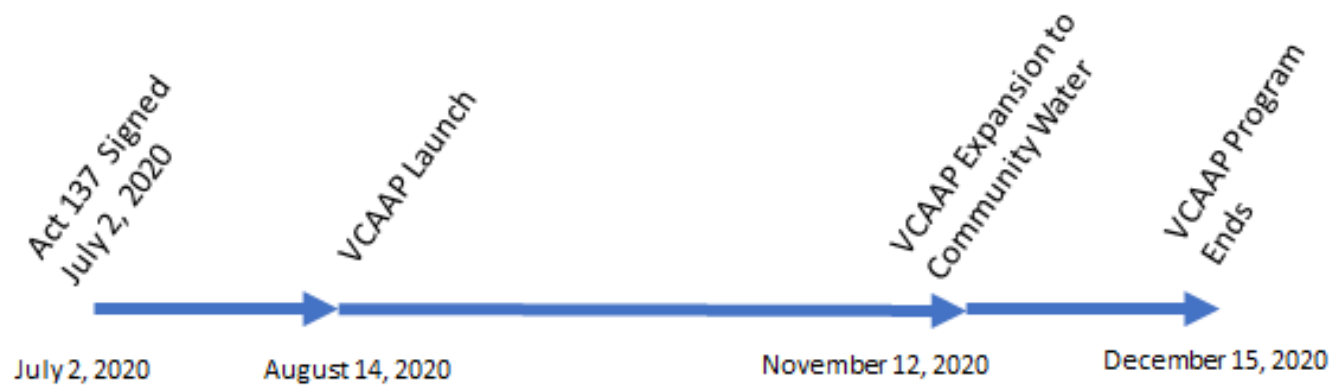


# Vermont Utility Moratorium Key Dates

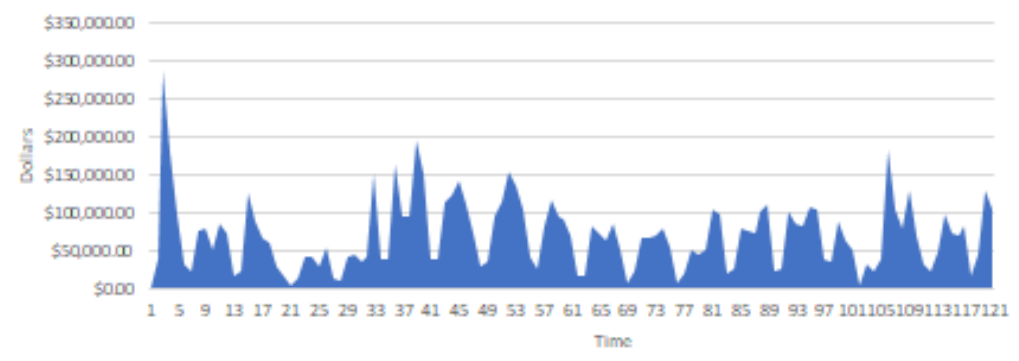
- March 13, 2020 VT State of Emergency Declared
- March 18, 2020 PUC Disconnection Moratorium  
on Disconnections
- March 30, 2020 Moratorium on Disconnection of  
Water and Wastewater (Act 92,  
Section 9) linked to Emergency
- October 15, 2020 PUC Moratorium Lifted
- December 15, 2020 PUC Moratorium Reapplied



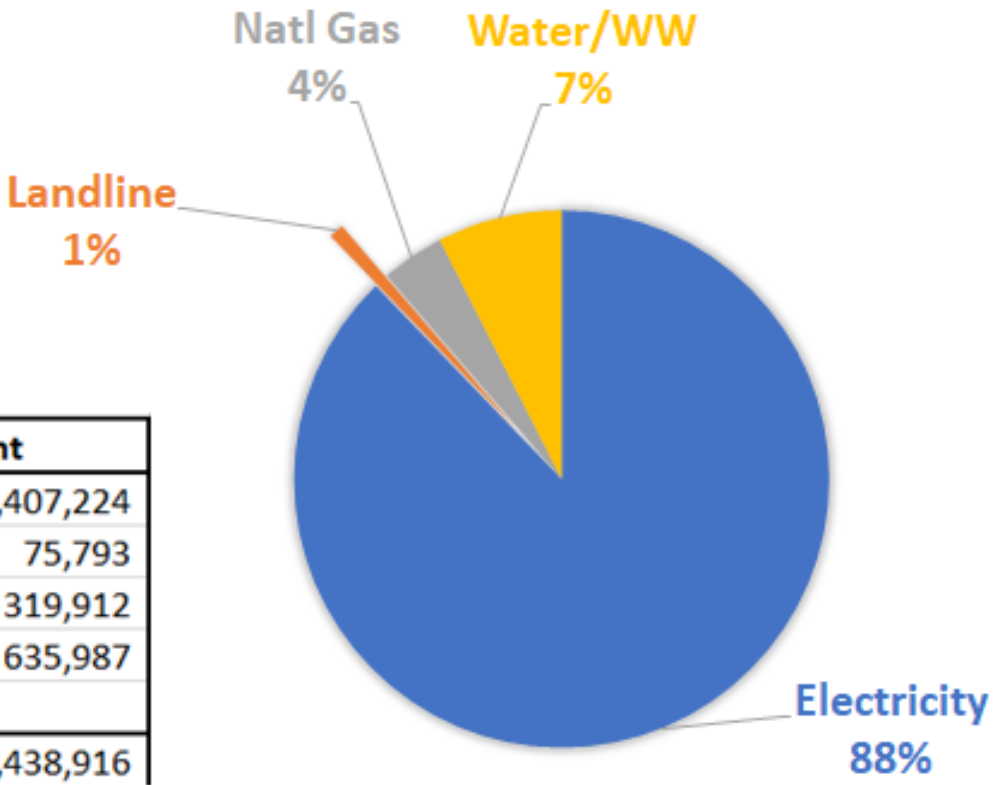
### VCAAP (Vermont Arrearage Assistance) Program Timeline



Program Activity



# VCAAP Awards by Sector



Sector	Amount
Electricity	\$ 7,407,224
Landline	\$ 75,793
Natl Gas	\$ 319,912
Water/WW	\$ 635,987
Total	\$ 8,438,916



# Questions?

---

Riley Allen  
Deputy Commissioner  
[riley.allen@vermont.gov](mailto:riley.allen@vermont.gov)

Claire McIlvennie  
Senior Energy Policy & Program Analyst  
[claire.mcilvennie@vermont.gov](mailto:claire.mcilvennie@vermont.gov)