

## SHERIFFS

The Sheriffs' positions were created by the Vermont Constitution and are elected by the county voters to a 4-year term. The statute also confirms the establishment of sheriff departments, 24 VSA § 290:

"A sheriff's department is established in each county consist(ing) of the elected sheriff in each county, and such deputy sheriffs and supporting staff as may be appointed by the sheriff".

The State General Fund pays the salary and benefits for the 14 Sheriffs, 25 State Transport Deputies and 1 Executive Staff Assistant. Sheriffs provide professional law enforcement services, including transport of prisoners, mentally ill persons, and juveniles who are in the custody of the State of Vermont. Transport work is conducted primarily through State-employee Deputy Sheriffs, (and supplemented through non-State employee per diem deputies). Sheriffs are responsible for the service of all criminal process documents and provide security services, including during high-risk hearings or trials. The Department of State's Attorneys and Sheriffs, under 24 V.S.A. § 367, provides the administrative and budgetary oversight and structure for the Sheriffs for the transportation and extradition work. Sheriffs may not bill the Department for work performed on private contracts.

### Key Budget Issues

1. The Sheriffs reductions will be absorbed in the per diem and mileage expenses. These lines have been reduced over the past few years, and may create some challenges during the FY22 year.
  
2. If body cameras are required, we do not have funding for the equipment or storage.

### Goals and Objectives:

Increase coordination between the Courts, Sheriffs and DOC to facilitate the transports, eliminate duplicative efforts in transports, to ensure individuals being transported arrive at court in the most timely and efficient manner.

Help implement strategies to reduce the total number of inmate transports to create efficiencies, reduce costs, and have a positive impact both on those in the custody and the staff who conduct transports.

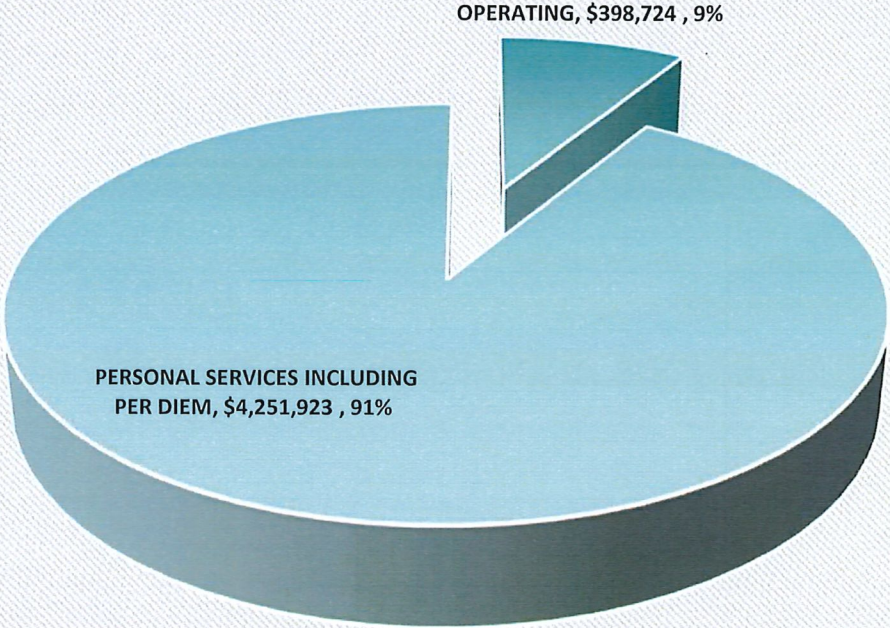
Ensure that transport staff are properly trained and prepared for risks in their transport work.

Increase use of technology to reduce transport needs.

The Sheriffs and the Courts should each identify and assign a Scheduling Liaison to avoid scrambling to find available staffing for transports.

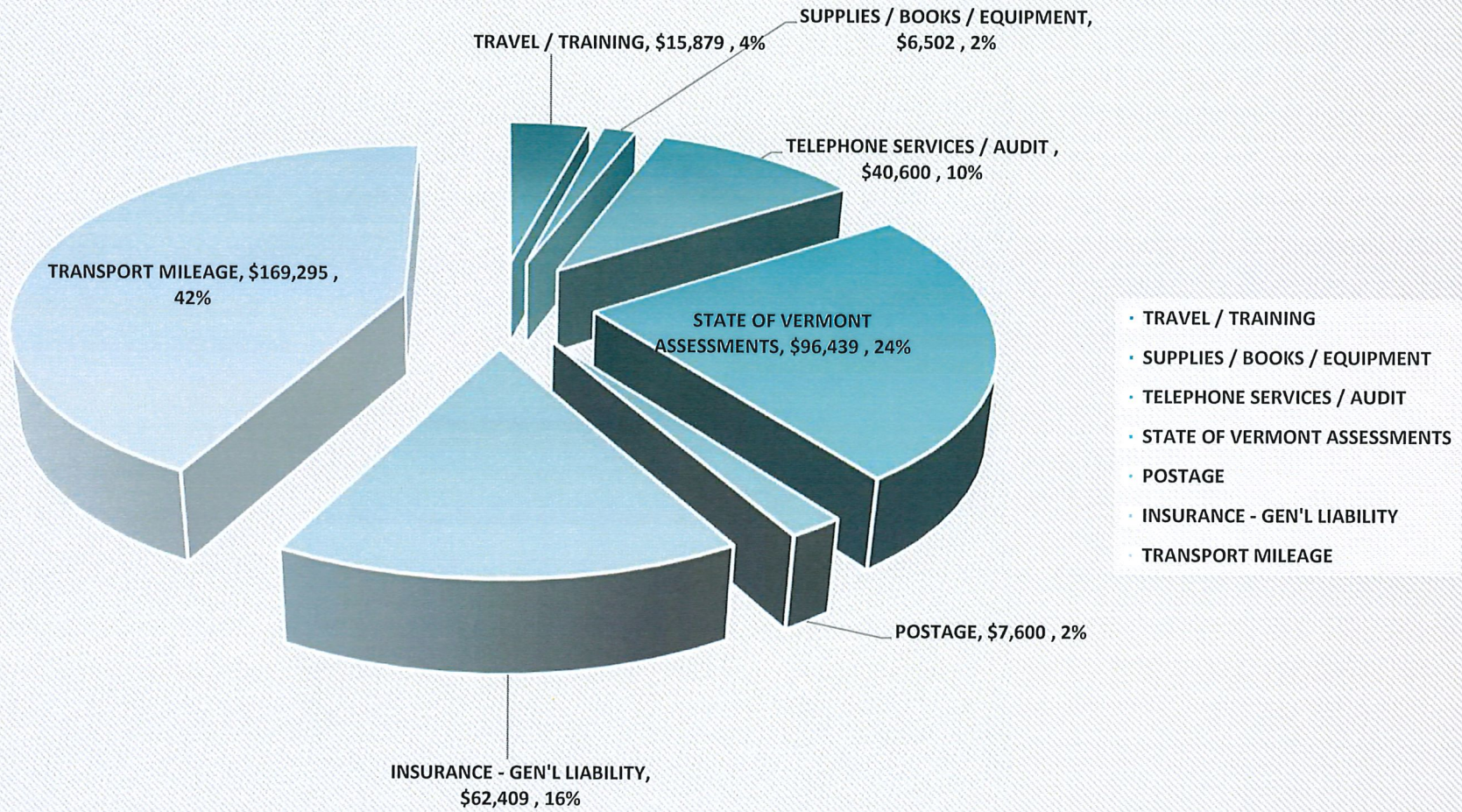
Collaborate with the Courts to determine whether transported inmates should be scheduled first in court proceedings in order to reduce transportation costs.

**FY22 Sheriffs Budget -  
\$4,650,647**

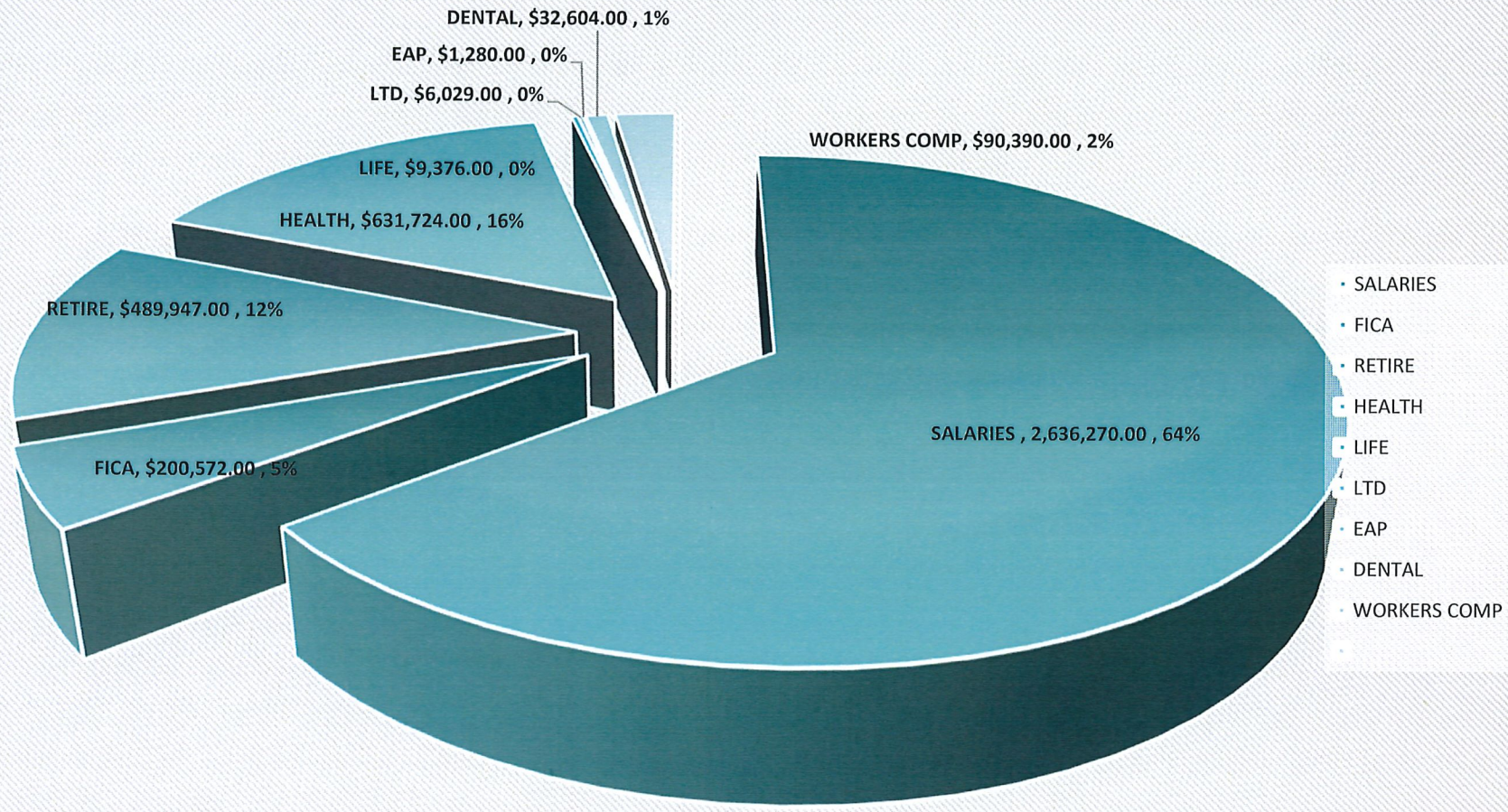


- OPERATING
- PERSONAL SERVICES INCLUDING PER DIEM

# FY22 Sheriffs Operating Expenses



# FY22 Sheriffs Salary, Benefits, Workers Comp, and Per Diem



**Fiscal Year 2022 Budget Development Form - State's Attorneys & Sheriffs**

<b>Approp #2 Sheriffs FY 2021 Approp</b>	<b>4,635,239</b>	<b>0</b>	<b>0</b>	<b>0</b>	<b>0</b>	<b>4,635,239</b>
<b>Other Changes:</b> (Please insert changes to your base appropriation that occurred after the passage of the FY21 budget)						0
<b>FY 2021 After Other Changes</b>	<b>0</b>	<b>0</b>	<b>0</b>	<b>0</b>	<b>0</b>	<b>0</b>
<b>Total Approp. After FY 2021 Other Changes</b>	<b>4,635,239</b>	<b>0</b>	<b>0</b>	<b>0</b>	<b>0</b>	<b>4,635,239</b>
Net Increase to Salaries	62,151					62,151
Net Increase to Benefits	57,963					57,963
Net Decrease to Per Diem	(88,562)					(88,562)
Net Increase to County Audits	30,000					30,000
Net Decrease to Mileage	(61,552)					(61,552)
Net Decrease to ADS Communication & Technology	(2,635)					(2,635)
Net Decrease to HR / VISION	(931)					(931)
Net Increase to Workers Comp	13,070					13,070
Net Increase State Liability and Property Insurance	5,904					5,904
<b>Subtotal of Increases/Decreases</b>	<b>15,408</b>	<b>0</b>	<b>0</b>	<b>0</b>	<b>0</b>	<b>15,408</b>
<b>FY 2022 Governor Recommend</b>	<b>4,650,647</b>	<b>0</b>	<b>0</b>	<b>0</b>	<b>0</b>	<b>4,650,647</b>

Report ID: VTPB-11-BUDRLLUP

Run Date: 01/25/2021

Run Time: 07:57 AM

State of Vermont

FY2022 Governor's Recommended Budget: Rollup Report

Organization: 213020000 - Sheriffs

Budget Object Group: 1. PERSONAL SERVICES

Budget Object Rollup Name	FY2020 Actuals	FY2021 Original As Passed Budget	FY2021 Governor's BAA Recommended Budget	FY2022 Governor's Recommended Budget	Difference Between FY2022 Governor's Recommend and FY2021 As Passed	Percent Change FY2022 Governor's Recommend and FY2021 As Passed
Salaries and Wages	2,566,259	2,574,119	2,574,119	2,636,270	62,151	2.4%
Fringe Benefits	1,334,955	1,390,889	1,390,889	1,461,922	71,033	5.1%
Contracted and 3rd Party Service	0	3,617	3,617	3,617	0	0.0%
PerDiem and Other Personal Services	162,616	238,676	238,676	150,114	(88,562)	-37.1%
<b>Budget Object Group Total: 1. PERSONAL SERVICES</b>	<b>4,063,830</b>	<b>4,207,301</b>	<b>4,207,301</b>	<b>4,251,923</b>	<b>44,622</b>	<b>1.1%</b>

Budget Object Group: 2. OPERATING

Budget Object Rollup Name	FY2020 Actuals	FY2021 Original As Passed Budget	FY2021 Governor's BAA Recommended Budget	FY2022 Governor's Recommended Budget	Difference Between FY2022 Governor's Recommend and FY2021 As Passed	Percent Change FY2022 Governor's Recommend and FY2021 As Passed
Equipment	13,219	2,536	2,536	2,536	0	0.0%
IT/Telecom Services and Equipment	79,802	97,296	97,296	96,439	(857)	-0.9%
Travel	169,285	246,726	246,726	185,174	(61,552)	-24.9%
Supplies	11,785	3,966	3,966	3,966	0	0.0%
Other Purchased Services	32,696	76,814	76,814	80,009	3,195	4.2%
Other Operating Expenses	600	600	600	30,600	30,000	5,000.0%
Rental Other	0	0	0	0	0	0.0%
Repair and Maintenance Services	0	0	0	0	0	0.0%
<b>Budget Object Group Total: 2. OPERATING</b>	<b>307,385</b>	<b>427,938</b>	<b>427,938</b>	<b>398,724</b>	<b>(29,214)</b>	<b>-6.8%</b>

<b>Total Expenses</b>	<b>4,371,215</b>	<b>4,635,239</b>	<b>4,635,239</b>	<b>4,650,647</b>	<b>15,408</b>	<b>0.3%</b>
-----------------------	------------------	------------------	------------------	------------------	---------------	-------------

Report ID: VTPB-11-BUDRLLUP

Run Date: 01/25/2021

Run Time: 07:57 AM

State of Vermont

FY2022 Governor's Recommended Budget: Rollup Report

Organization: 2130200000 - Sheriffs

Fund Name	FY2020 Actuals	FY2021 Original As Passed Budget	FY2021 Governor's BAA Recommended Budget	FY2022 Governor's Recommended Budget	Difference Between FY2022 Governor's Recommend and FY2021 As Passed	Percent Change FY2022 Governor's Recommend and FY2021 As Passed
General Funds	4,277,556	4,635,239	4,635,239	4,650,647	15,408	0.3%
Coronavirus Relief Fund	93,659	0	0	0	0	0.0%
<b>Funds Total</b>	<b>4,371,215</b>	<b>4,635,239</b>	<b>4,635,239</b>	<b>4,650,647</b>	<b>15,408</b>	<b>0.3%</b>

Position Count				40		
FTE Total				39.8		

Report ID: VTPB-07  
 Run Date: 01/25/2021  
 Run Time: 07:53 AM

**State of Vermont**  
**FY2022 Governor's Recommended Budget: Detail Report**

Organization: 213020000 - Sheriffs

**Budget Object Group: 1. PERSONAL SERVICES**

		FY2020 Actuals	FY2021 Original As Passed Budget	FY2021 Governor's BAA Recommended Budget	FY2022 Governor's Recommended Budget	Difference Between FY2022 Governor's Recommend and FY2021 As Passed	Percent Change FY2022 Governor's Recommend and FY2021 As Passed
<b>Salaries and Wages</b>							
Description	Code						
Classified Employees	500000	2,565,341	0	0	0	0	0.0%
Exempt	500010	0	2,559,629	2,559,629	2,621,780	62,151	2.4%
Overtime	500060	918	14,490	14,490	14,490	0	0.0%
<b>Total: Salaries and Wages</b>		<b>2,566,259</b>	<b>2,574,119</b>	<b>2,574,119</b>	<b>2,636,270</b>	<b>62,151</b>	<b>2.4%</b>

		FY2020 Actuals	FY2021 Original As Passed Budget	FY2021 Governor's BAA Recommended Budget	FY2022 Governor's Recommended Budget	Difference Between FY2022 Governor's Recommend and FY2021 As Passed	Percent Change FY2022 Governor's Recommend and FY2021 As Passed
<b>Fringe Benefits</b>							
Description	Code						
FICA - Classified Employees	501000	187,447	0	0	0	0	0.0%
FICA - Exempt	501010	0	195,813	195,813	200,572	4,759	2.4%
Health Ins - Classified Empl	501500	587,080	0	0	0	0	0.0%
Health Ins - Exempt	501510	0	599,584	599,584	631,724	32,140	5.4%
Retirement - Classified Empl	502000	466,870	0	0	0	0	0.0%
Retirement - Exempt	502010	0	466,762	466,762	489,947	23,185	5.0%
Dental - Classified Employees	502500	35,967	0	0	0	0	0.0%
Dental - Exempt	502510	0	33,440	33,440	32,604	(836)	-2.5%
Life Ins - Classified Empl	503000	9,003	0	0	0	0	0.0%
Life Ins - Exempt	503010	0	10,806	10,806	9,376	(1,430)	-13.2%



Report ID: VTPB-07  
 Run Date: 01/25/2021  
 Run Time: 07:53 AM

State of Vermont  
 FY2022 Governor's Recommended Budget: Detail Report

Organization: 2130200000 - Sheriffs

Fringe Benefits		FY2020 Actuals	FY2021 Original As Passed Budget	FY2021 Governor's BAA Recommended Budget	FY2022 Governor's Recommended Budget	Difference Between FY2022 Governor's Recommend and FY2021 As Passed	Percent Change FY2022 Governor's Recommend and FY2021 As Passed
Description	Code						
LTD - Classified Employees	503500	4,970	0	0	0	0	0.0%
LTD - Exempt	503510	0	5,884	5,884	6,029	145	2.5%
EAP - Classified Empl	504000	1,238	0	0	0	0	0.0%
EAP - Exempt	504010	0	1,280	1,280	1,280	0	0.0%
Workers Comp - Ins Premium	505200	42,226	77,320	77,320	90,390	13,070	16.9%
Catamount Health Assessment	505700	152	0	0	0	0	0.0%
<b>Total: Fringe Benefits</b>		<b>1,334,955</b>	<b>1,390,889</b>	<b>1,390,889</b>	<b>1,461,922</b>	<b>71,033</b>	<b>5.1%</b>

Contracted and 3rd Party Service		FY2020 Actuals	FY2021 Original As Passed Budget	FY2021 Governor's BAA Recommended Budget	FY2022 Governor's Recommended Budget	Difference Between FY2022 Governor's Recommend and FY2021 As Passed	Percent Change FY2022 Governor's Recommend and FY2021 As Passed
Description	Code						
Other Contr and 3Rd Pty Serv	507600	0	3,617	3,617	3,617	0	0.0%
<b>Total: Contracted and 3rd Party Service</b>		<b>0</b>	<b>3,617</b>	<b>3,617</b>	<b>3,617</b>	<b>0</b>	<b>0.0%</b>

PerDiem and Other Personal Services		FY2020 Actuals	FY2021 Original As Passed Budget	FY2021 Governor's BAA Recommended Budget	FY2022 Governor's Recommended Budget	Difference Between FY2022 Governor's Recommend and FY2021 As Passed	Percent Change FY2022 Governor's Recommend and FY2021 As Passed
Description	Code						
Per Diem, Crt Sys, Sheriff Svc	506099	0	238,676	238,676	150,114	(88,562)	-37.1%
Other Pers Serv	506200	162,616	0	0	0	0	0.0%

Report ID: VTPB-07  
 Run Date: 01/25/2021  
 Run Time: 07:53 AM

**State of Vermont**  
**FY2022 Governor's Recommended Budget: Detail Report**

Organization: 2130200000 - Sheriffs

PerDiem and Other Personal Services		FY2020 Actuals	FY2021 Original As Passed Budget	FY2021 Governor's BAA Recommended Budget	FY2022 Governor's Recommended Budget	Difference Between FY2022 Governor's Recommend and FY2021 As Passed	Percent Change FY2022 Governor's Recommend and FY2021 As Passed
Description	Code						
<b>Total: PerDiem and Other Personal Services</b>		162,616	238,676	238,676	150,114	(88,562)	-37.1%
<b>Total: 1. PERSONAL SERVICES</b>		4,063,830	4,207,301	4,207,301	4,251,923	44,622	1.1%

**Budget Object Group: 2. OPERATING**

Equipment		FY2020 Actuals	FY2021 Original As Passed Budget	FY2021 Governor's BAA Recommended Budget	FY2022 Governor's Recommended Budget	Difference Between FY2022 Governor's Recommend and FY2021 As Passed	Percent Change FY2022 Governor's Recommend and FY2021 As Passed
Description	Code						
Software - Application Support	522284	365	0	0	0	0	0.0%
Other Equipment	522400	11,104	0	0	0	0	0.0%
Office Equipment	522410	1,750	2,536	2,536	2,536	0	0.0%
<b>Total: Equipment</b>		13,219	2,536	2,536	2,536	0	0.0%

IT/Telecom Services and Equipment		FY2020 Actuals	FY2021 Original As Passed Budget	FY2021 Governor's BAA Recommended Budget	FY2022 Governor's Recommended Budget	Difference Between FY2022 Governor's Recommend and FY2021 As Passed	Percent Change FY2022 Governor's Recommend and FY2021 As Passed
Description	Code						
It Intsvccost-Vision/Isdassess	516671	29,963	30,641	30,641	29,710	(931)	-3.0%
ADS Centrex Exp.	516672	0	10,000	10,000	10,000	0	0.0%
It Inter Svc Cost User Support	516678	0	7,759	7,759	7,759	0	0.0%

Report ID: VTPB-07  
 Run Date: 01/25/2021  
 Run Time: 07:53 AM

State of Vermont  
 FY2022 Governor's Recommended Budget: Detail Report

Organization: 2130200000 - Sheriffs

IT/Telecom Services and Equipment		FY2020 Actuals	FY2021 Original As Passed Budget	FY2021 Governor's BAA Recommended Budget	FY2022 Governor's Recommended Budget	Difference Between FY2022 Governor's Recommend and FY2021 As Passed	Percent Change FY2022 Governor's Recommend and FY2021 As Passed
Description	Code						
ADS Allocation Exp.	516685	49,839	48,896	48,896	48,970	74	0.2%
<b>Total: IT/Telecom Services and Equipment</b>		<b>79,802</b>	<b>97,296</b>	<b>97,296</b>	<b>96,439</b>	<b>(857)</b>	<b>-0.9%</b>

Other Operating Expenses		FY2020 Actuals	FY2021 Original As Passed Budget	FY2021 Governor's BAA Recommended Budget	FY2022 Governor's Recommended Budget	Difference Between FY2022 Governor's Recommend and FY2021 As Passed	Percent Change FY2022 Governor's Recommend and FY2021 As Passed
Description	Code						
Single Audit Allocation	523620	600	600	600	30,600	30,000	5,000.0%
<b>Total: Other Operating Expenses</b>		<b>600</b>	<b>600</b>	<b>600</b>	<b>30,600</b>	<b>30,000</b>	<b>5,000.0%</b>

Other Purchased Services		FY2020 Actuals	FY2021 Original As Passed Budget	FY2021 Governor's BAA Recommended Budget	FY2022 Governor's Recommended Budget	Difference Between FY2022 Governor's Recommend and FY2021 As Passed	Percent Change FY2022 Governor's Recommend and FY2021 As Passed
Description	Code						
Insurance Other Than Empl Bene	516000	4	879	879	356	(523)	-59.5%
Insurance - General Liability	516010	30,289	58,335	58,335	62,053	3,718	6.4%
Telecom-Telephone Services	516652	(2,504)	10,000	10,000	10,000	0	0.0%
Photocopying	517020	476	0	0	0	0	0.0%
Postage	517200	4,350	7,600	7,600	7,600	0	0.0%
Freight & Express Mail	517300	81	0	0	0	0	0.0%
<b>Total: Other Purchased Services</b>		<b>32,696</b>	<b>76,814</b>	<b>76,814</b>	<b>80,009</b>	<b>3,195</b>	<b>4.2%</b>

Report ID: VTPB-07  
 Run Date: 01/25/2021  
 Run Time: 07:53 AM

State of Vermont  
 FY2022 Governor's Recommended Budget: Detail Report

Organization: 213020000 - Sheriffs

Rental Other		FY2020 Actuals				Difference Between Recommend and As Passed	Percent Change Recommend and As Passed
Description	Code						
Rental - Office Equipment	514650	0	0	0	0	0	0.0%
<b>Total: Rental Other</b>		<b>0</b>	<b>0</b>	<b>0</b>	<b>0</b>	<b>0</b>	<b>0.0%</b>

Supplies		FY2020 Actuals		FY2021 Original As Passed Budget	FY2021 Governor's BAA Recommended Budget	FY2022 Governor's Recommended Budget	Difference Between FY2022 Governor's Recommend and FY2021 As Passed	Percent Change FY2022 Governor's Recommend and FY2021 As Passed
Description	Code							
Office Supplies	520000	3,300	3,466	3,466	3,466	3,466	0	0.0%
Cloth & Clothing	520520	(684)	0	0	0	0	0	0.0%
Fire, Protection & Safety	520590	9,169	0	0	0	0	0	0.0%
Books&Periodicals-Library/Educ	521500	0	500	500	500	500	0	0.0%
<b>Total: Supplies</b>		<b>11,785</b>	<b>3,966</b>	<b>3,966</b>	<b>3,966</b>	<b>3,966</b>	<b>0</b>	<b>0.0%</b>

Travel		FY2020 Actuals		FY2021 Original As Passed Budget	FY2021 Governor's BAA Recommended Budget	FY2022 Governor's Recommended Budget	Difference Between FY2022 Governor's Recommend and FY2021 As Passed	Percent Change FY2022 Governor's Recommend and FY2021 As Passed
Description	Code							
Travel-Inst-Auto Mileage-Emp	518000	481	6,479	6,479	6,479	6,479	0	0.0%
Travel-Inst-Other Transp-Emp	518010	105	0	0	0	0	0	0.0%
Travel-Inst-Lodging-Emp	518030	0	1,000	1,000	1,000	1,000	0	0.0%
Travel-Inst-Incidentals-Emp	518040	162,766	230,847	230,847	169,295	169,295	(61,552)	-26.7%
Travel-Inst-Auto Mileage-Nonemp	518300	3,153	3,400	3,400	3,400	3,400	0	0.0%
Travel-Inst-Lodging-Nonemp	518330	2,780	5,000	5,000	5,000	5,000	0	0.0%

Report ID: VTPB-07  
 Run Date: 01/25/2021  
 Run Time: 07:53 AM

State of Vermont  
 FY2022 Governor's Recommended Budget: Detail Report

Organization: 2130200000 - Sheriffs

		FY2020 Actuals	FY2021 Original As Passed Budget	FY2021 Governor's BAA Recommended Budget	FY2022 Governor's Recommended Budget	Difference Between FY2022 Governor's Recommend and FY2021 As Passed	Percent Change FY2022 Governor's Recommend and FY2021 As Passed
<b>Travel</b>							
Description	Code						
<b>Total: Travel</b>		169,285	246,726	246,726	185,174	(61,552)	-24.9%

		FY2020 Actuals	FY2021 Original As Passed Budget	FY2021 Governor's BAA Recommended Budget	FY2022 Governor's Recommended Budget	Difference Between Recommend and As Passed	Percent Change Recommend and As Passed
<b>Repair and Maintenance Services</b>							
Description	Code						
Hardware-Rep&Maint-Desk Lap PC	513037	0	0	0	0	0	0.0%
<b>Total: Repair and Maintenance Services</b>		0	0	0	0	0	0.0%

<b>Total: 2. OPERATING</b>		307,385	427,938	427,938	398,724	(29,214)	-6.8%
----------------------------	--	---------	---------	---------	---------	----------	-------

<b>Total Expenses:</b>		4,371,215	4,635,239	4,635,239	4,650,647	15,408	0.3%
------------------------	--	-----------	-----------	-----------	-----------	--------	------

Fund Name	Fund Code	FY2020 Actuals	FY2021 Original As Passed Budget	FY2021 Governor's BAA Recommended Budget	FY2022 Governor's Recommended Budget	Difference Between FY2022 Governor's Recommend and FY2021 As Passed	Percent Change FY2022 Governor's Recommend and FY2021 As Passed
General Fund	10000	4,277,556	4,635,239	4,635,239	4,650,647	15,408	0.3%
Coronavirus Relief Fund	22045	93,659	0	0	0	0	0.0%
<b>Funds Total:</b>		4,371,215	4,635,239	4,635,239	4,650,647	15,408	0.3%

Position Count					40		
FTE Total					39.8		

Report ID : VTPB - 14  
 Run Date : 01/25/2021  
 Run Time : 08:01 AM

**State of Vermont**  
**FY2022 Governor's Recommended Budget**  
**Position Summary Report**

**213020000-Sheriffs**

Position Number	Classification	FTE	Count	Gross Salary	Benefits Total	Statutory Total	Total
257056	90600P - Sheriff-Addison	1	1	86,112	42,793	6,588	135,493
257057	90610P - Sheriff-Bennington	1	1	86,112	42,793	6,588	135,493
257058	90620P - Sheriff-Caledonia	1	1	86,112	42,793	6,588	135,493
257059	90630P - Sheriff-Chittenden	1	1	91,125	34,696	6,971	132,792
257060	90640P - Sheriff-Essex	1	1	86,112	42,793	6,588	135,493
257061	90650P - Sheriff-Franklin	1	1	86,112	19,500	6,588	112,200
257062	90660P - Sheriff-Grand Isle	1	1	77,501	18,144	5,929	101,574
257063	90670P - Sheriff-Lamoille	1	1	86,112	42,793	6,588	135,493
257064	90680P - Sheriff-Orange	1	1	86,112	27,841	6,588	120,541
257065	90690P - Sheriff-Orleans	1	1	86,112	36,538	6,588	129,238
257066	90700P - Sheriff-Rutland	1	1	86,112	19,857	6,588	112,557
257067	90710P - Sheriff-Washington	1	1	86,112	27,841	6,588	120,541

Report ID : VTPB - 14  
 Run Date : 01/25/2021  
 Run Time : 08:01 AM

**State of Vermont**  
**FY2022 Governor's Recommended Budget**  
**Position Summary Report**

Position Number	Classification	FTE	Count	Gross Salary	Benefits Total	Statutory Total	Total
257068	90720P - Sheriff-Windham	1	1	86,112	28,197	6,588	120,897
257069	90730P - Sheriff-Windsor	1	1	86,112	36,538	6,588	129,238
257070	94560E - Deputy Sheriff	1	1	64,750	16,947	4,954	86,651
257071	94560E - Deputy Sheriff	1	1	53,123	35,294	4,064	92,481
257072	94560E - Deputy Sheriff	1	1	61,256	14,377	4,686	80,319
257073	94560E - Deputy Sheriff	1	1	59,530	13,995	4,554	78,079
257074	94560E - Deputy Sheriff	1	1	59,530	13,159	4,554	77,243
257076	94560E - Deputy Sheriff	1	1	46,592	27,824	3,565	77,981
257077	94560E - Deputy Sheriff	1	1	57,886	36,569	4,428	98,883
257078	94560E - Deputy Sheriff	1	1	51,376	35,133	3,930	90,439
257079	94560E - Deputy Sheriff	1	1	48,521	24,211	3,712	76,444
257080	94560E - Deputy Sheriff	1	1	59,530	36,931	4,554	101,015
257081	94560E - Deputy Sheriff	1	1	61,256	37,313	4,686	103,255
257083	94560E - Deputy Sheriff	1	1	53,123	35,518	4,064	92,705

Report ID : VTPB - 14  
 Run Date : 01/25/2021  
 Run Time : 08:01 AM

**State of Vermont**  
**FY2022 Governor's Recommended Budget**  
**Position Summary Report**

Position Number	Classification	FTE	Count	Gross Salary	Benefits Total	Statutory Total	Total
257084	94560E - Deputy Sheriff	1	1	54,829	32,889	4,194	91,912
257085	94560E - Deputy Sheriff	1	1	53,123	20,922	4,064	78,109
257094	94560E - Deputy Sheriff	1	1	43,514	18,804	3,329	65,647
257103	94560E - Deputy Sheriff	1	1	53,123	35,518	4,064	92,705
257104	00500B - Executive Staff Assistant	0.8	1	43,064	28,951	3,294	75,309
257131	94560E - Deputy Sheriff	1	1	53,123	35,294	4,064	92,481
257132	94560E - Deputy Sheriff	1	1	49,754	28,310	3,806	81,870
257133	94560E - Deputy Sheriff	1	1	53,123	35,518	4,064	92,705
257134	94560E - Deputy Sheriff	1	1	59,530	16,072	4,554	80,156
257135	94560E - Deputy Sheriff	1	1	61,256	8,190	4,686	74,132
257136	94560E - Deputy Sheriff	1	1	56,326	36,226	4,309	96,861
257137	94560E - Deputy Sheriff	1	1	56,326	36,226	4,309	96,861
257138	94560E - Deputy Sheriff	1	1	53,123	12,358	4,064	69,545
257139	94560E - Deputy Sheriff	1	1	53,123	35,294	4,064	92,481



Report ID : VTPB - 14  
 Run Date : 01/25/2021  
 Run Time : 08:01 AM

**State of Vermont**  
**FY2022 Governor's Recommended Budget**  
**Position Summary Report**

Position Number	Classification	FTE	Count	Gross Salary	Benefits Total	Statutory Total	Total
<b>Total</b>		39.8	40	2,621,780	1,170,960	200,572	3,993,312

Fund Code	Fund Name	FTE	Count	Gross Salary	Benefits Total	Statutory Total	Total
10000	General Fund	39.8	40	2,621,780	1,170,960	200,572	3,993,312
<b>Total</b>		39.8	40	2,621,780	1,170,960	200,572	3,993,312

Note: Numbers may not sum to total due to rounding.

DEPARTMENT NAME		Financial Info							
Programs	Financial Category	GF \$\$	TF \$\$	Spec F (Incl tobacco) \$\$	Fed F \$\$	All other funds \$\$	Total funds \$\$	Authorized Positions (if available)	\$ Amounts granted out (if available)
<b>PROGRAM NAME</b>									
State's Attorneys	FY 2020 Actual expenditures	\$ 12,869,027.00		\$ -	\$ 96,759.00	\$ 2,644,801.00	\$ 15,610,587.00	138	\$ -
	FY 2021 estimated expenditures (including requested budget adjustments)	\$ 13,075,933.00		\$ -	\$ 232,812.00	\$ 2,732,343.00	\$ 16,041,088.00	138	\$ -
	FY 2022 Budget Request for Governor's Recommendation	\$ 13,295,777.00		\$ -	\$ 212,828.00	\$ 2,755,155.00	\$ 16,263,760.00	138	\$ -
<b>PROGRAM NAME</b>									
Sheriffs	FY 2020 Actual expenditures	\$ 4,277,556.00		\$ -	\$ -	\$ 93,659.00	\$ 4,371,215.00	39.8	\$ -
	FY 2021 estimated expenditures (including requested budget adjustments)	\$ 4,635,239.00		\$ -	\$ -	\$ -	\$ 4,635,239.00	39.8	\$ -
	FY 2022 Budget Request for Governor's Recommendation	\$ 4,650,647.00		\$ -	\$ -	\$ -	\$ 4,650,647.00	39.8	\$ -
<b>PROGRAM NAME</b>									
Special Investigations Units	FY 2020 Actual expenditures	\$ 1,946,136.00		\$ -	\$ -	\$ -	\$ 1,946,136.00	0	\$ -
	FY 2021 estimated expenditures (including requested budget adjustments)	\$ 2,100,430.00		\$ -	\$ -	\$ -	\$ 2,100,430.00	0	\$ -
	FY 2022 Budget Request for Governor's Recommendation	\$ 2,100,430.00		\$ -	\$ -	\$ -	\$ 2,100,430.00	0	\$ -
<b>PROGRAM NAME</b>									
Program name and description	FY 2020 Actual expenditures	\$ -		\$ -	\$ -	\$ -	\$ -	0	\$ -
	FY 2021 estimated expenditures (including requested budget adjustments)	\$ -		\$ -	\$ -	\$ -	\$ -	0	\$ -
	FY 2022 Budget Request for Governor's Recommendation	\$ -		\$ -	\$ -	\$ -	\$ -	0	\$ -
<b>PROGRAM NAME</b>									
Program name and description	FY 2020 Actual expenditures	\$ -		\$ -	\$ -	\$ -	\$ -	0	\$ -
	FY 2021 estimated expenditures (including requested budget adjustments)	\$ -		\$ -	\$ -	\$ -	\$ -	0	\$ -
	FY 2022 Budget Request for Governor's Recommendation	\$ -		\$ -	\$ -	\$ -	\$ -	0	\$ -
<b>PROGRAM NAME</b>									
Program name and description	FY 2020 Actual expenditures	\$ -		\$ -	\$ -	\$ -	\$ -	0	\$ -
	FY 2021 estimated expenditures (including requested budget adjustments)	\$ -		\$ -	\$ -	\$ -	\$ -	0	\$ -
	FY 2022 Budget Request for Governor's Recommendation	\$ -		\$ -	\$ -	\$ -	\$ -	0	\$ -
	<b>FY 2020 Actuals</b>	<b>\$ 19,092,719.00</b>	<b>\$ -</b>	<b>\$ -</b>	<b>\$ 96,759.00</b>	<b>\$ 2,738,460.00</b>	<b>\$ 21,927,938.00</b>	<b>178</b>	<b>\$ -</b>
	<b>FY 2021 Estimated</b>	<b>\$ 19,811,602.00</b>	<b>\$ -</b>	<b>\$ -</b>	<b>\$ 232,812.00</b>	<b>\$ 2,732,343.00</b>	<b>\$ 22,776,757.00</b>	<b>178</b>	<b>\$ -</b>
	<b>FY 2022 Budget Request</b>	<b>\$ 20,046,854.00</b>	<b>\$ -</b>	<b>\$ -</b>	<b>\$ 212,828.00</b>	<b>\$ 2,755,155.00</b>	<b>\$ 23,014,837.00</b>	<b>178</b>	<b>\$ -</b>