

BARJ Data SFY 2021 (Revised)

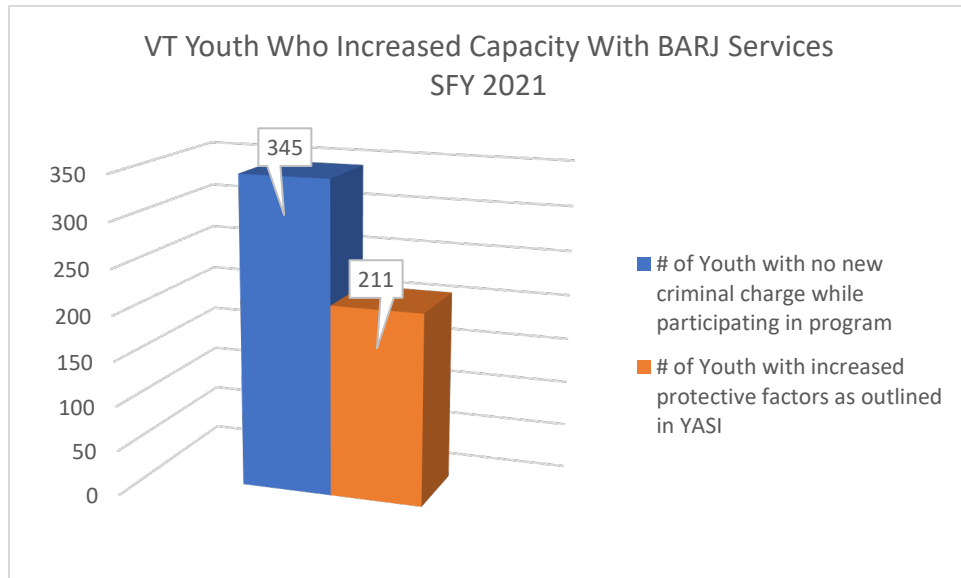


Figure 1

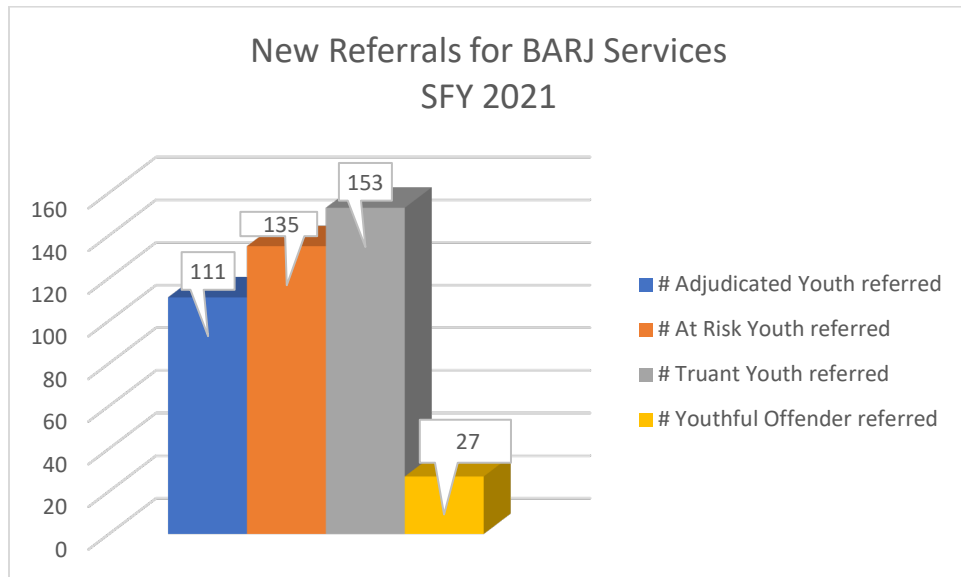


Figure 2

Data Source: (Figures 1 & 2) VT Family Service Division- REU BARJ_21-22_Data worksheet, BARJ Agg Annual+Quarter FY21

Data Note: BARJ refers to Balanced and Restorative Justice Services, SFY refers to State Fiscal Year 7/1-6/30 of each of the years.

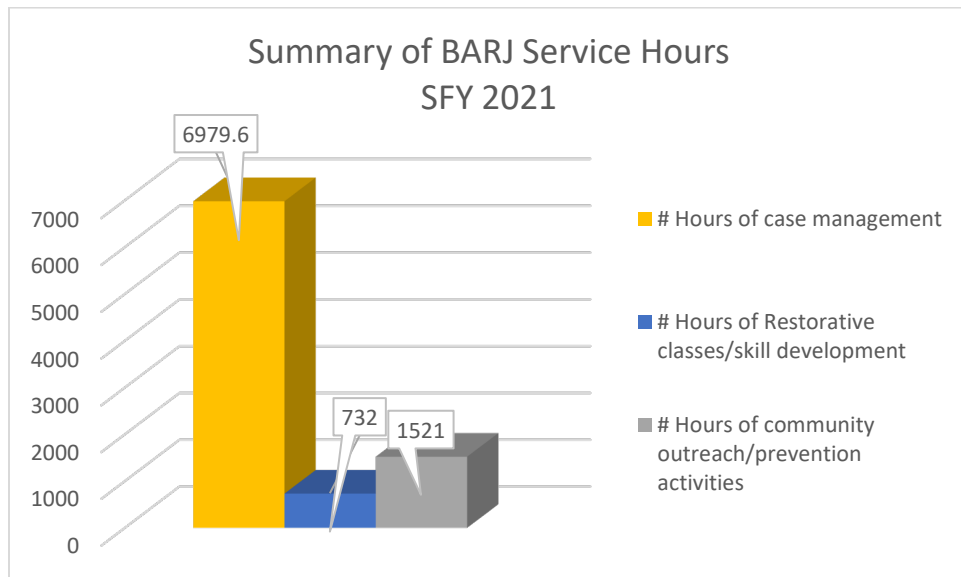


Figure 3

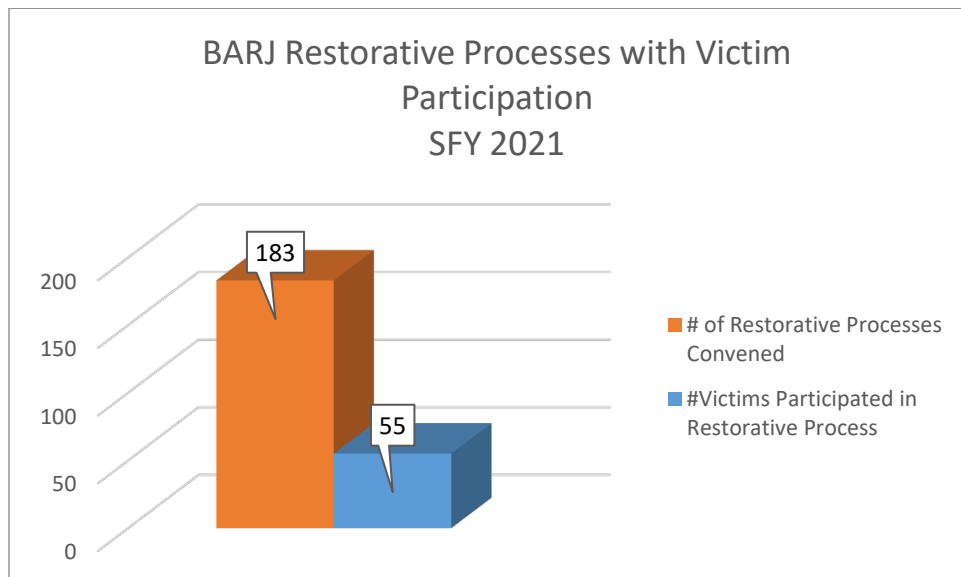


Figure 4

Data Source: (Figures 3 & 4)VT Family Service Division- REU BARJ_21-22_Data worksheet, BARJ Agg Annual+Quarter FY21

Data Note: BARJ refers to Balanced and Restorative Justice Services, SFY refers to State Fiscal Year 7/1-6/30 of each of the years. This data point was changed from previous years from “#Victims Involved” to “#Victims Participated in Restorative Process” for 2021.

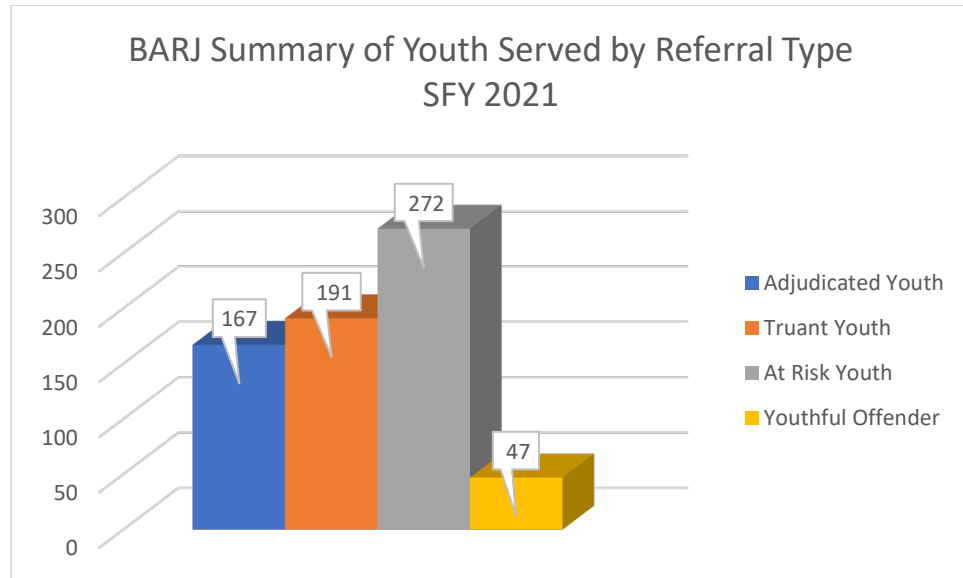


Figure 5

Data Source: (Figure 5) VT Family Service Division- REU BARJ_21-22_Data worksheet, BARJ Agg Annual+Quarter FY21

Data Note: BARJ refers to Balanced and Restorative Justice Services, SFY refers to State Fiscal Year 7/1-6/30 of each of the years.

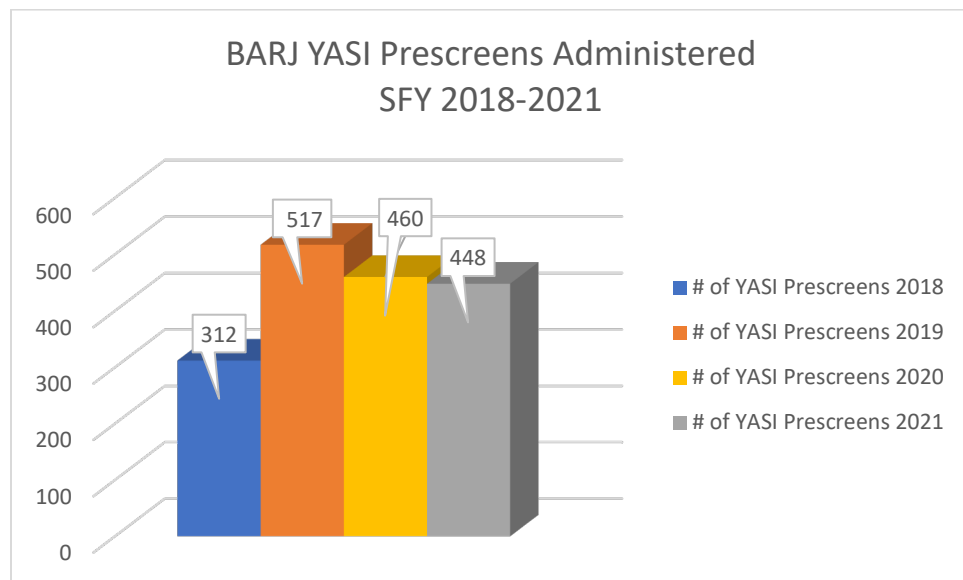


Figure 6

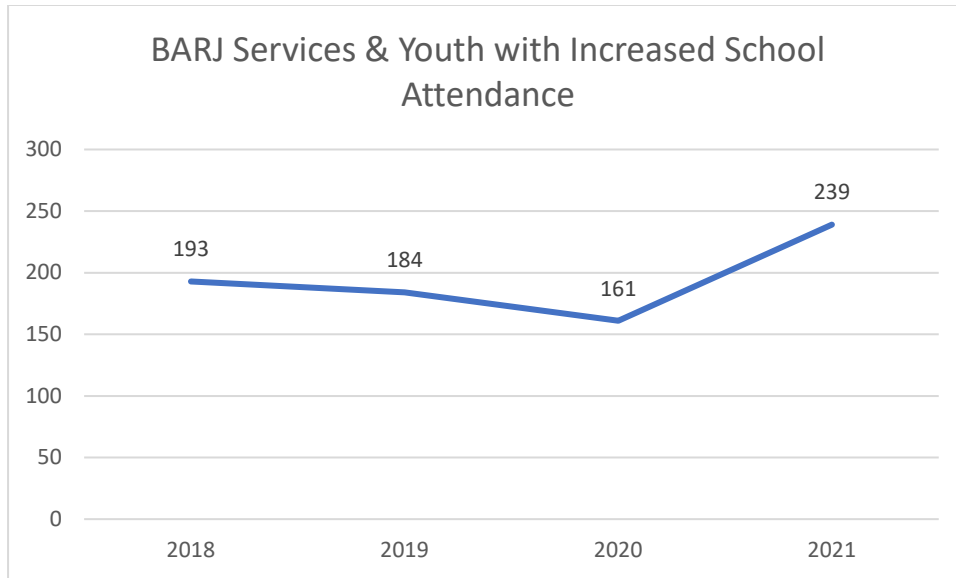


Figure 7

Data Source: (Figure 6 & 7) VT Family Services Division- REU BARJ_18-19_ Data Worksheet, Q1-Q4, REU BARJ Annual DataReport 2019 Part 2 Data Worksheet, REU BARJ_20-21_ Data worksheet, BARJ Agg Annual&Quart FY20, and REU BARJ_21-22_ Data worksheet, BARJ Agg Annual+Quarter FY21

Data Note: BARJ refers to Balanced and Restorative Justice Services, SFY refers to State Fiscal Year 7/1-6/30 of each of the years. Figure 6 2021 count is rounded up from 447.5. Figure 7 Intention of the increased school attendance data point was related to truant youth referrals. Data may include referrals beyond truancy for years 2018-2020. 2021 data includes various referral types as reported from some BARJ providers.

