

# **Office of the Defender General**

## **Fiscal Year 2022 Budget**

### **Caseload, Performance and Cost Per Case**

---

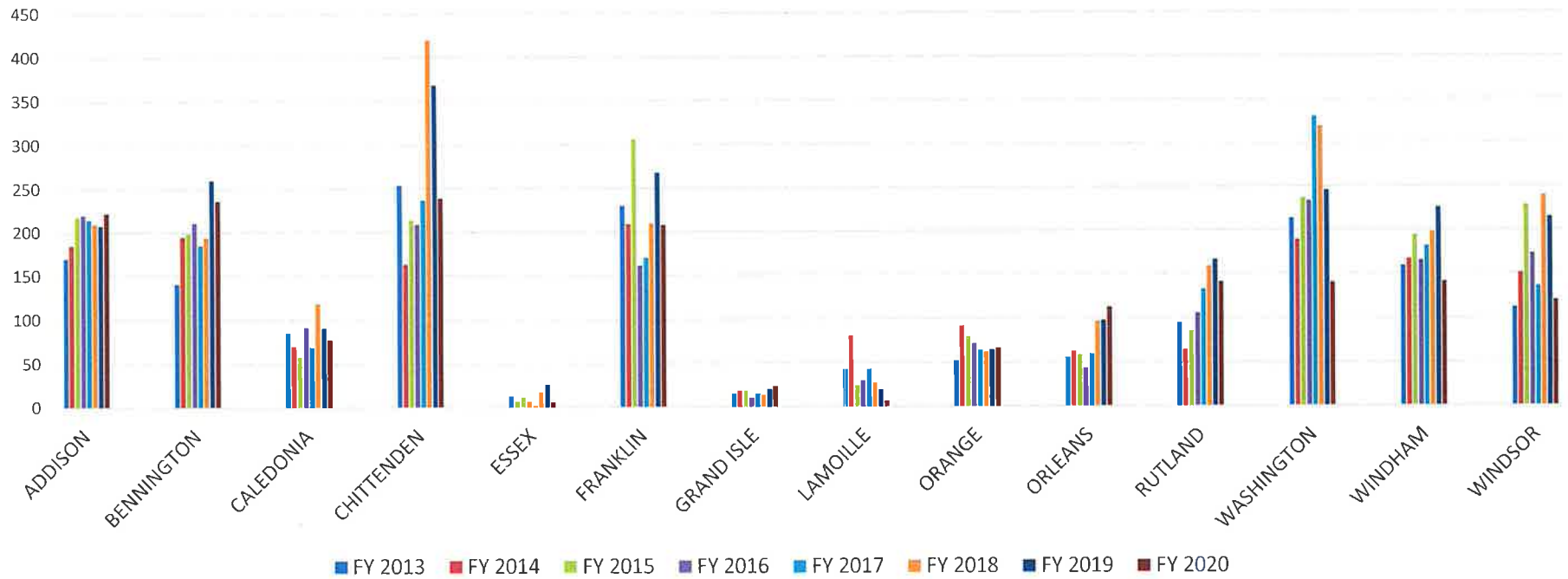
January 2021

## Table of Contents

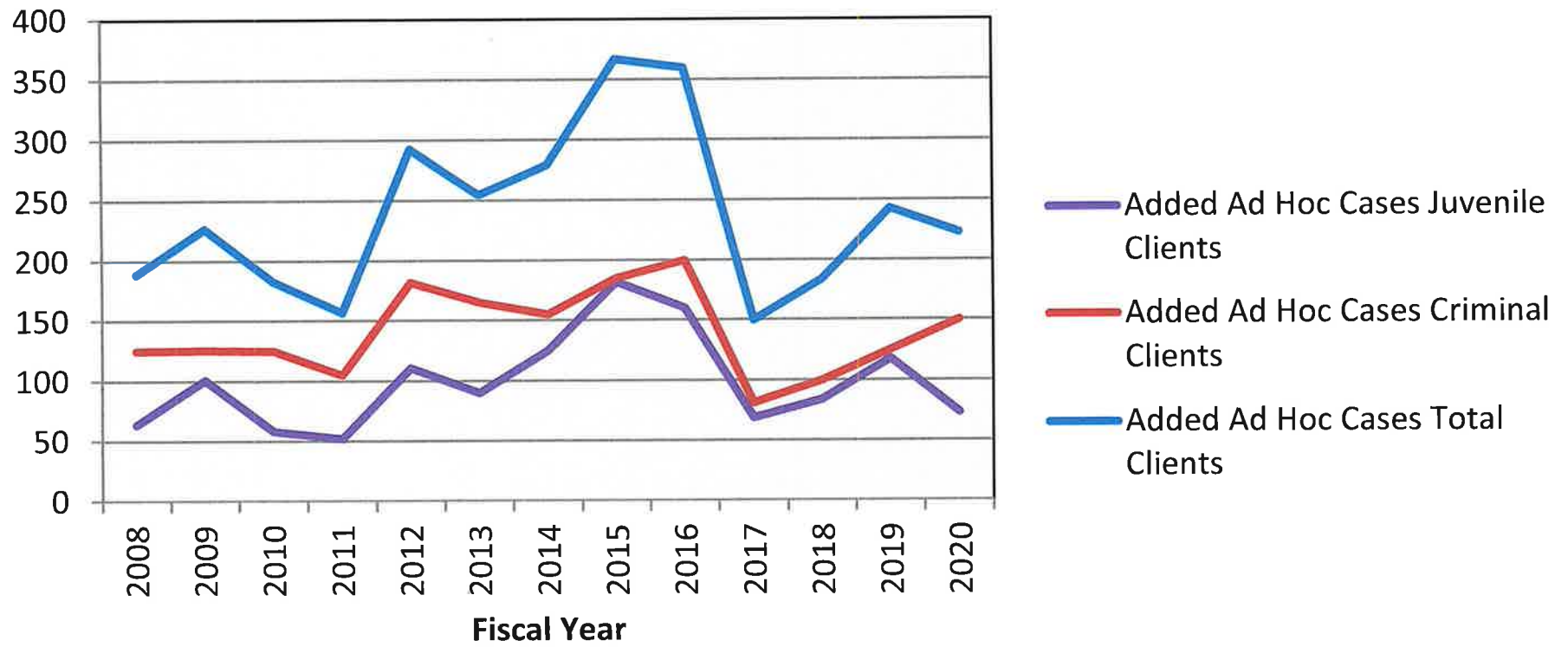
	Page
Public Defense Total Added Cases FY 2020	1
Public Defense Total Added Juvenile Cases FY 2013 – FY 2020	2
Ad Hoc Added Cases FY 2008 – FY 2020	3
Ad Hoc Total Added Juvenile Cases FY 2013 – FY 2020	4
Assigned Counsel Judicial Evaluations 2010 - 2018	
Motions/Law - Criminal Division	5
Plea Bargaining & Sentencing - Criminal Division	5
Courtroom Skill - Criminal Division	6
Motions/Law - Family Division	6
Effective Representation – Family Division	7
Courtroom Skill - Family Division	7
Client Relationship	8
Professionalism	8
Cost per Lawyer Equivalent Caseload (PD Staff, PD Contractors, AC Contractors, Ad Hoc) FY 2020	9
Blended Cost Per Case (Public Defense, Assigned Counsel Contractors & Ad Hoc Counsel) 2009 – 2019	10

PUBLIC DEFENDER - TOTAL ADDED CASES - FY 2020														
	FELONY		MISDEMEANOR		JUVENILE		OTHER		TOTAL		FY 2019		% INC/DEC	
	CHGS	CASES	CHGS	CASES	CHGS	CASES	CHGS	CASES	CHGS	CASES	CHGS	CASES	CHGS	CASES
ADDISON	104	77	235	126	347	222	19	12	705	437	717	459	-1.7	-4.8
MARSH	0	0	0	0	347	222	0	0	347	222	278	208	24.8	6.7
STAFF OFFICE	104	77	235	126	0	0	19	12	358	215	439	251	-18.5	-14.3
BENNINGTON	328	224	941	433	312	236	115	57	1696	950	1804	1059	-6.0	-10.3
CALEDONIA	177	119	665	307	88	77	147	59	1077	562	1238	674	-13.0	-16.6
CHITTENDEN	674	500	2221	1454	259	239	161	96	3315	2289	4512	2898	-26.5	-21.0
ESSEX	23	15	51	26	6	6	7	7	87	54	198	121	-56.1	-55.4
FRANKLIN/GRAND ISLE	182	132	958	618	292	231	120	75	1552	1056	1947	1373	-20.3	-23.1
FRANKLIN	174	126	878	577	255	208	108	64	1415	975	1842	1292	-23.2	-24.5
GRAND ISLE	8	6	80	41	37	23	12	11	137	81	105	81	30.5	0.0
LAMOILLE	98	44	362	209	10	7	26	18	496	278	340	234	45.9	18.8
ORANGE	59	45	269	150	88	67	30	22	446	284	499	299	-10.6	-5.0
ORLEANS	320	189	984	395	154	113	103	55	1561	752	1531	719	2.0	4.6
RUTLAND	265	152	836	455	216	141	159	76	1476	824	1724	1043	-14.4	-21.0
WASHINGTON	258	180	1052	527	165	140	203	130	1678	977	2056	1208	-18.4	-19.1
WINDHAM	254	149	899	468	175	141	207	109	1535	867	2049	1141	-25.1	-24.0
WINDSOR	280	181	745	402	155	120	168	111	1348	814	1785	1055	-24.5	-22.8
TOTAL	3022	2007	10218	5570	2267	1740	1465	827	16972	10144	20400	12283	-16.8	-17.4
FY 2019	3437	2322	12290	6799	3067	2275	1606	887	20400	12283				
% INC/DEC	-12.1	-13.6	-16.9	-18.1	-26.1	-23.5	-8.8	-6.8	-16.8	-17.4				

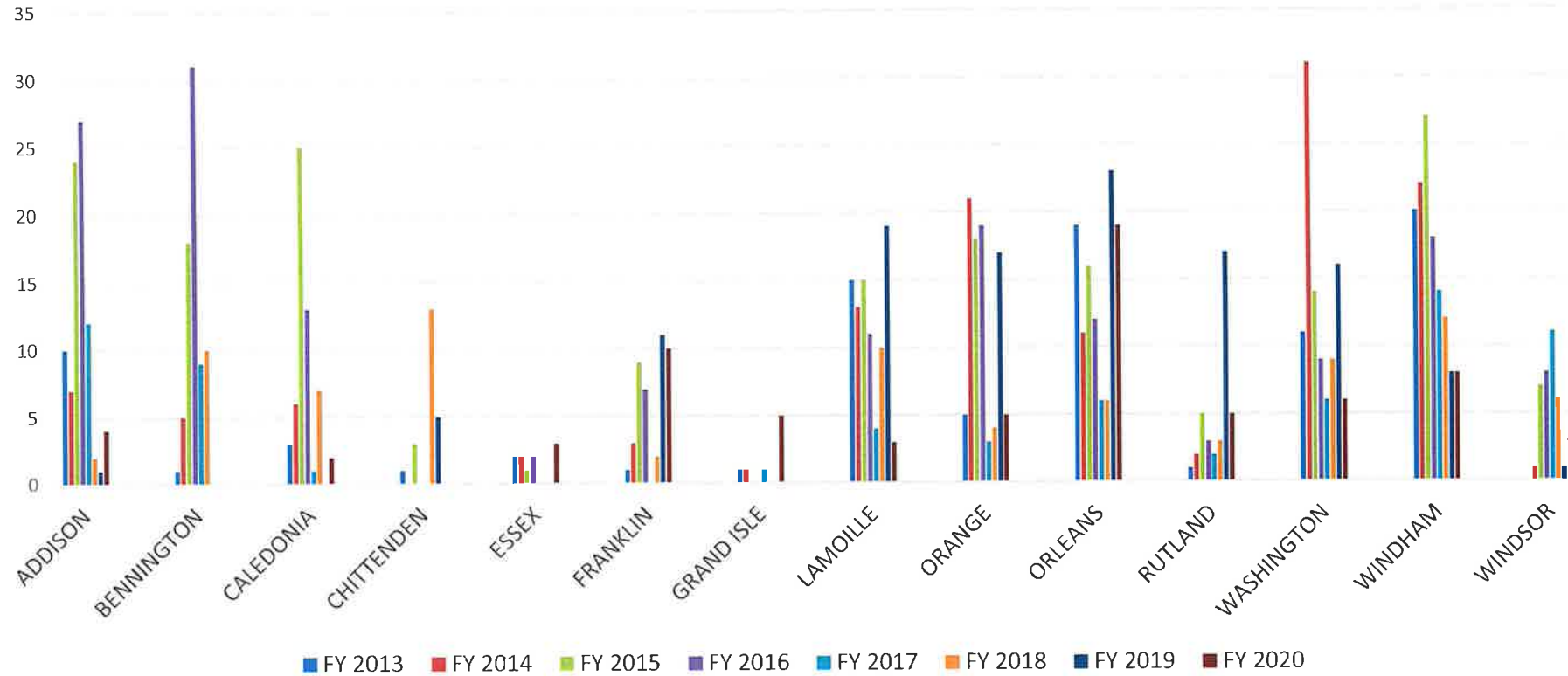
### Office of the Defender General Public Defense - Total Added Juvenile Cases



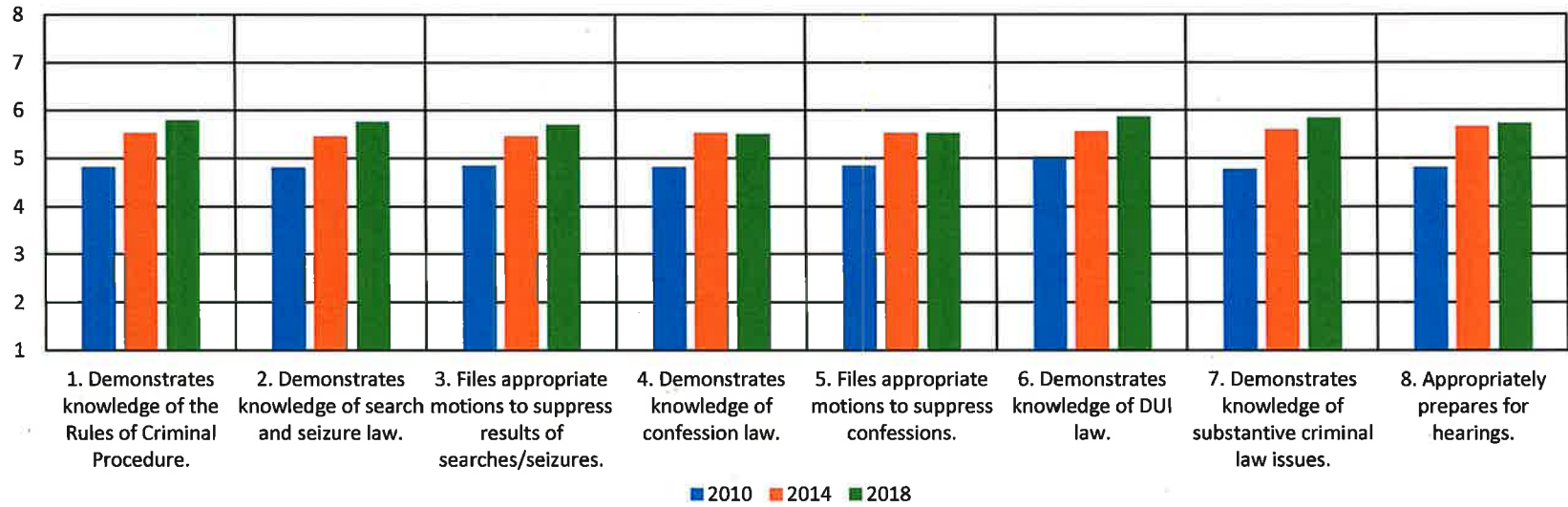
### Office of the Defender General Ad Hoc Added Cases



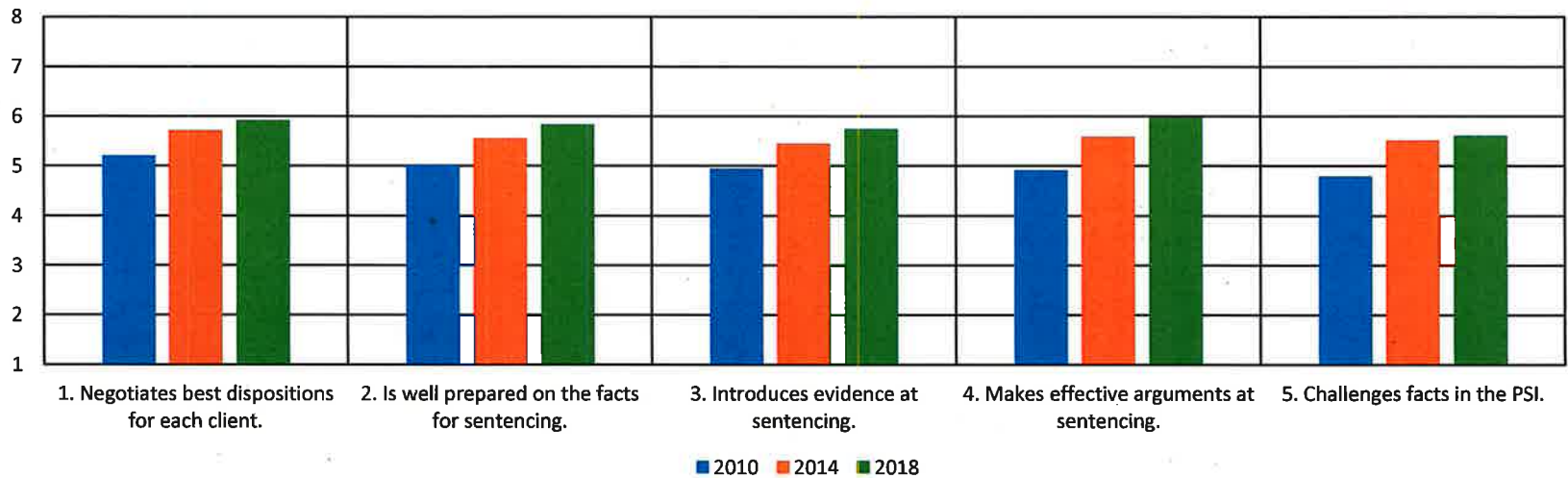
### Office of the Defender General Ad Hoc - Total Added Juvenile Cases



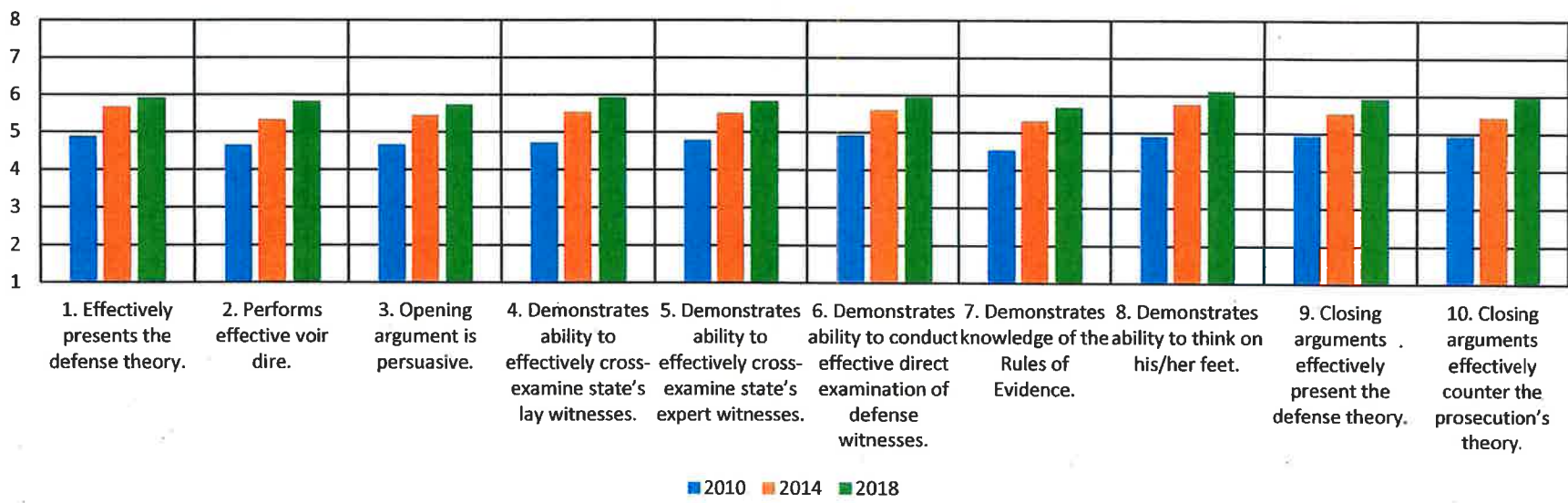
### OFFICE OF THE DEFENDER GENERAL: ASSIGNED COUNSEL JUDICIAL AVERAGE RATINGS 2010-2018 Motions / Law - Criminal Division



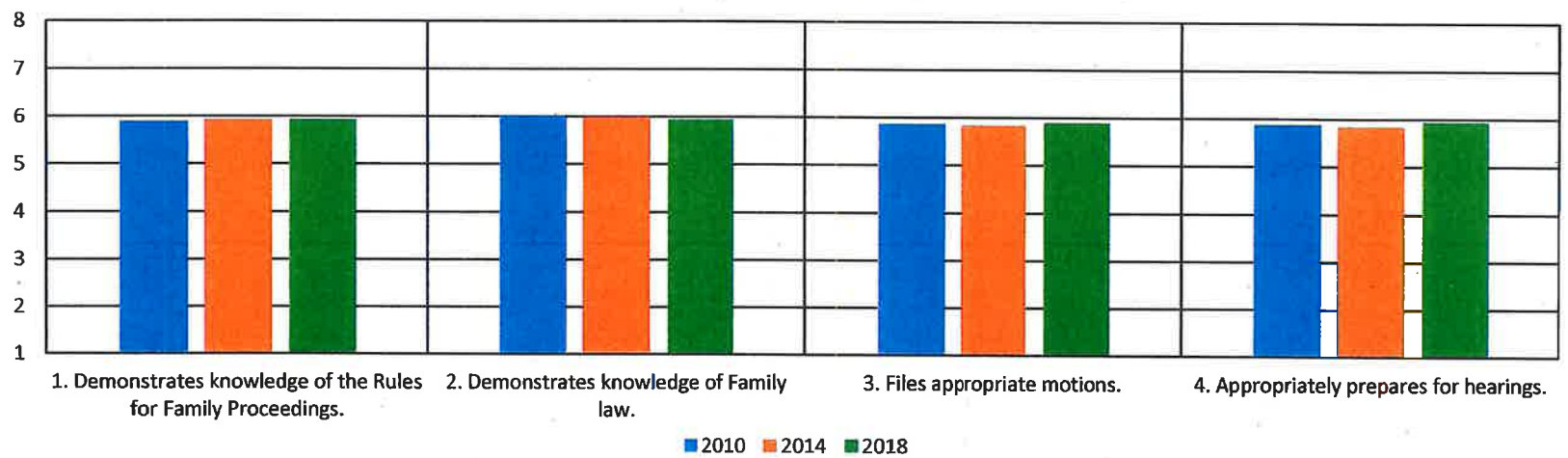
### OFFICE OF THE DEFENDER GENERAL: ASSIGNED COUNSEL JUDICIAL AVERAGE RATINGS 2010-2018 Plea Bargaining & Sentencing - Criminal Division



**OFFICE OF THE DEFENDER GENERAL: ASSIGNED COUNSEL JUDICIAL AVERAGE RATINGS 2010-2018**  
**Courtroom Skill - Criminal Division**

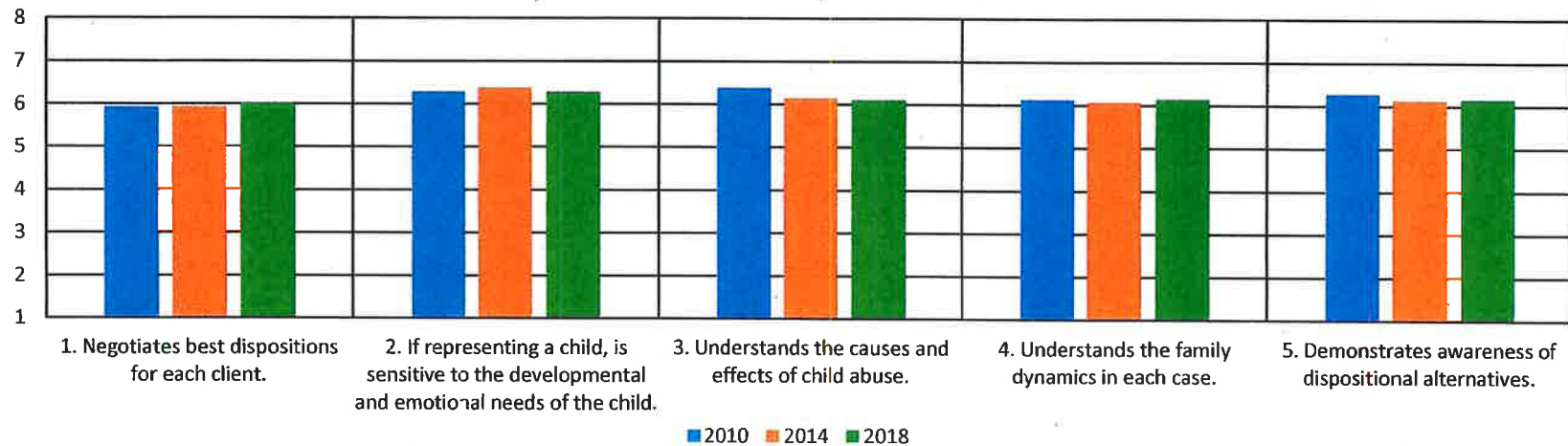


**OFFICE OF THE DEFENDER GENERAL: ASSIGNED COUNSEL JUDICIAL AVERAGE RATINGS 2010-2018**  
**Motions / Law - Family Division**

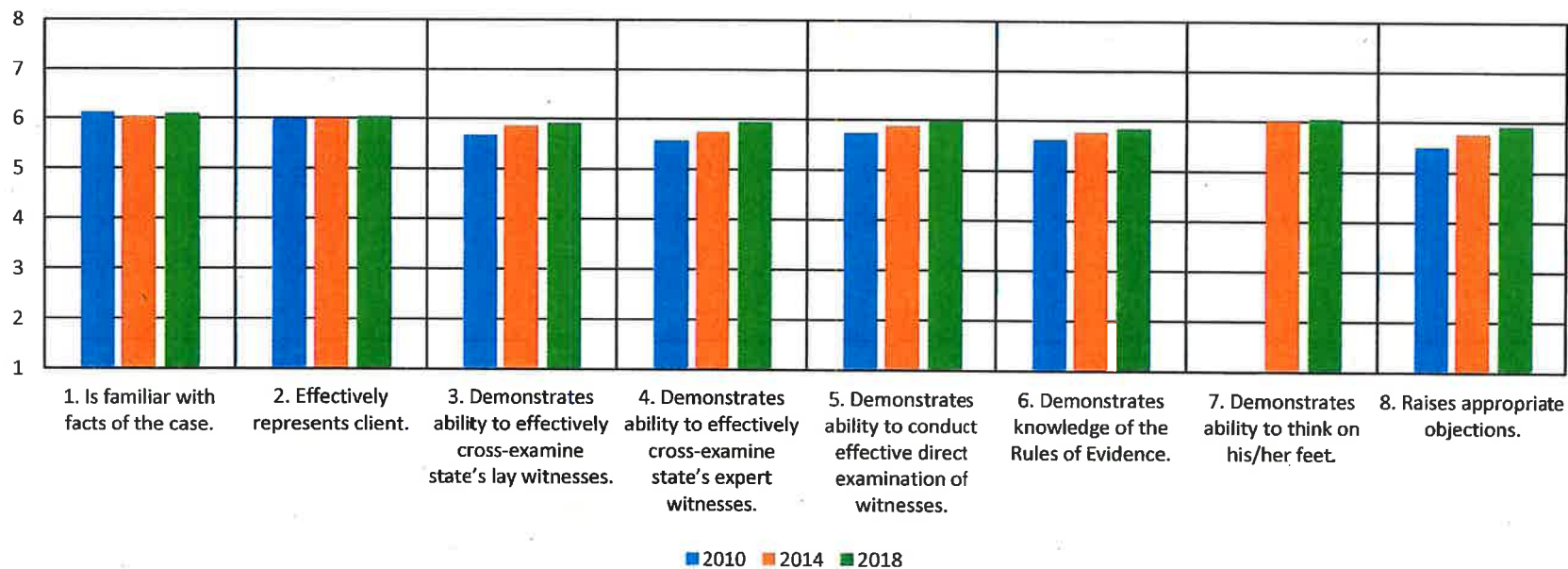




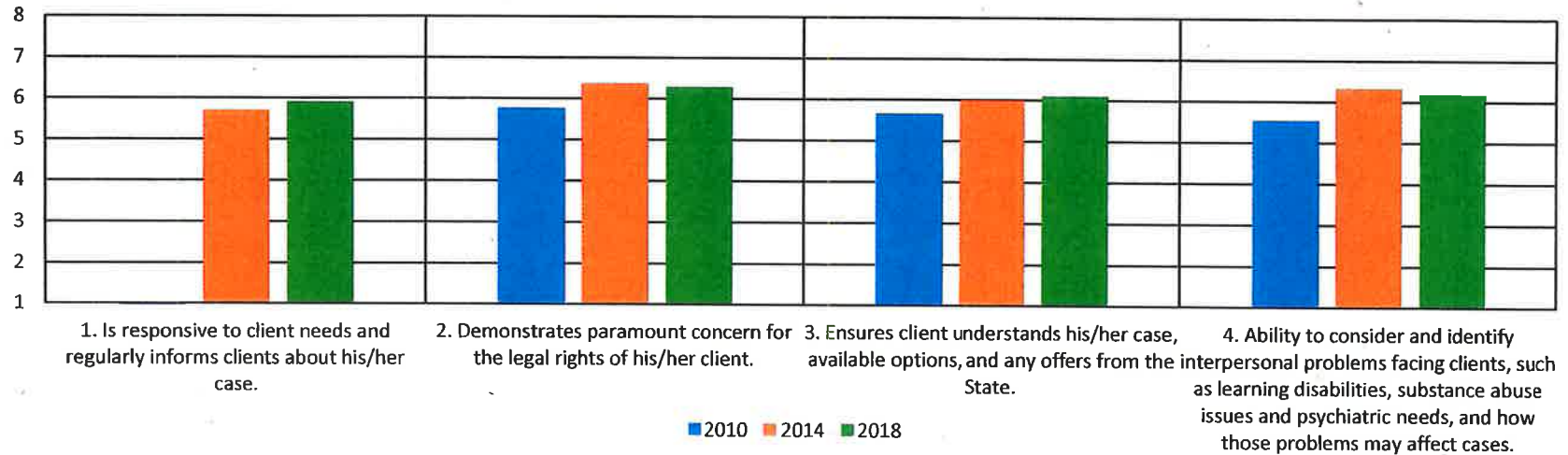
OFFICE OF THE DEFENDER GENERAL: ASSIGNED COUNSEL JUDICIAL AVERAGE RATINGS 2010-2018  
 Effective Representation - Family Division



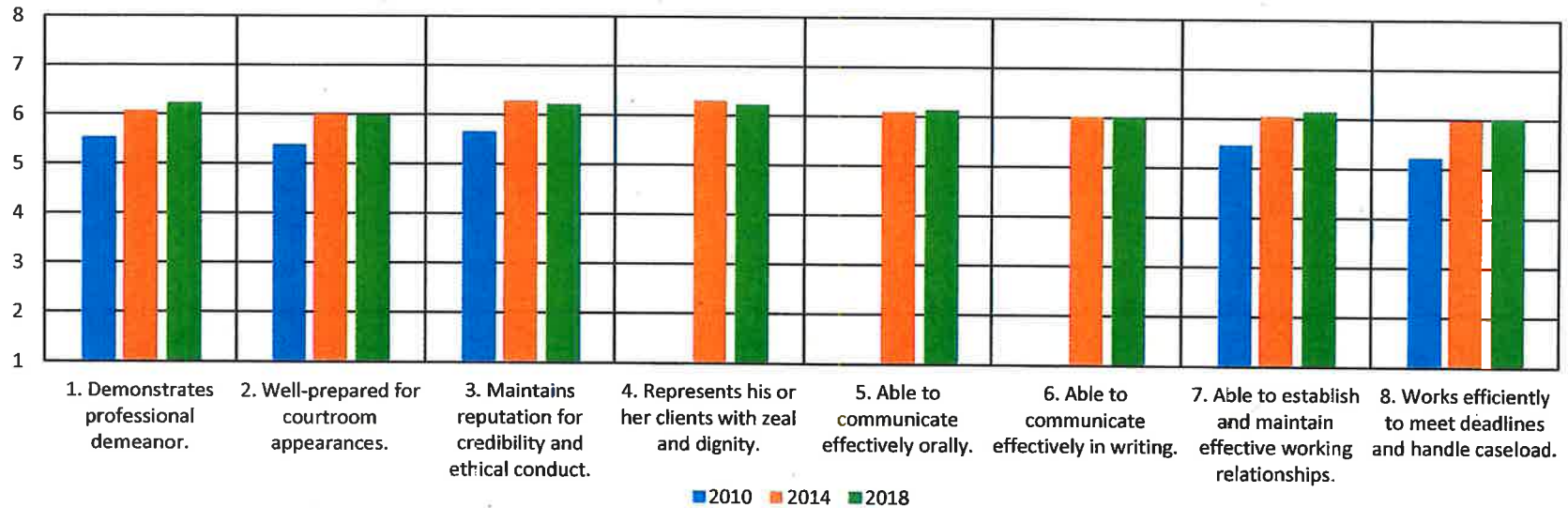
OFFICE OF THE DEFENDER GENERAL: ASSIGNED COUNSEL JUDICIAL AVERAGE RATINGS 2010-2018  
 Courtroom Skill - Family Division



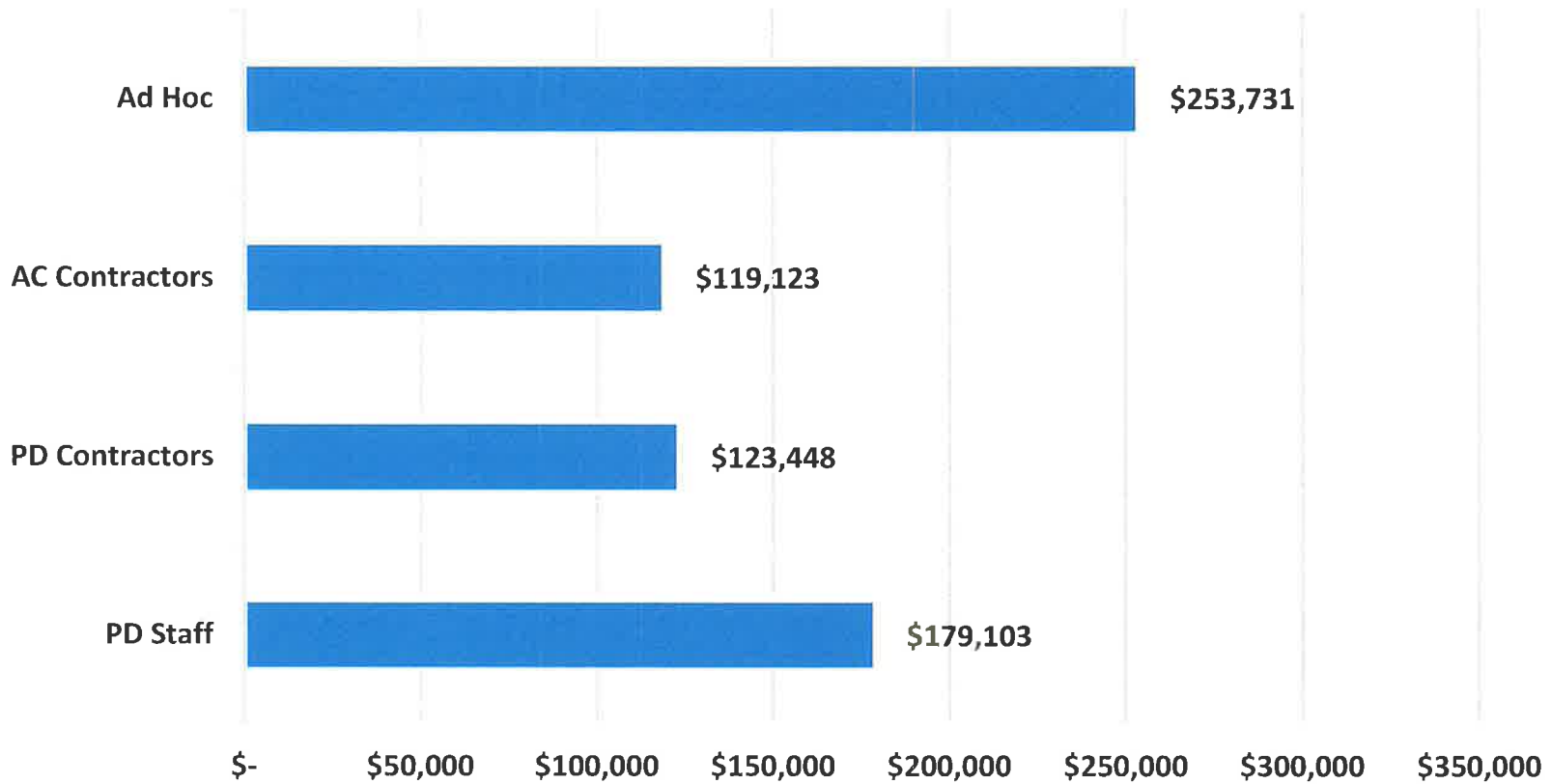
OFFICE OF THE DEFENDER GENERAL: ASSIGNED COUNSEL JUDICIAL AVERAGE RATINGS 2010-2018  
Client Relationship



OFFICE OF THE DEFENDER GENERAL: ASSIGNED COUNSEL JUDICIAL AVERAGE RATINGS 2010-2018  
Professionalism



**Office of the Defender General  
Cost of Legal Services per Lawyer Equivalent Caseload  
Based on Calendar 2019 and FY 2020 Caseload and Cost  
(includes operating expenses but does not include third-party services)**



### Office of the Defender General Blended Cost Per Case

