

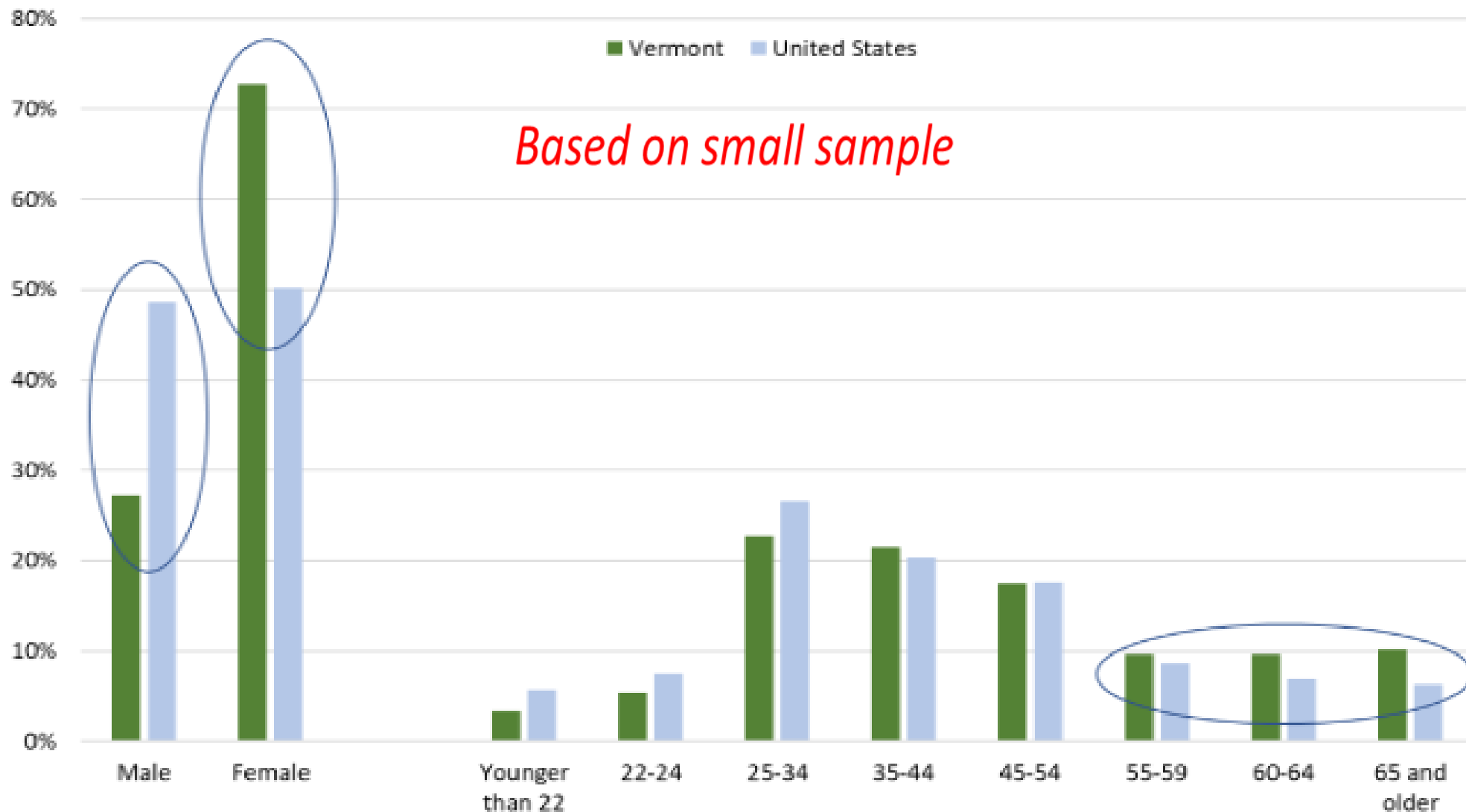
What Do We Know about Who Is Unemployed in Vermont?

Joyce Manchester
Legislative Joint Fiscal Office
House Human Services Committee
May 11, 2021

Back in January 2021

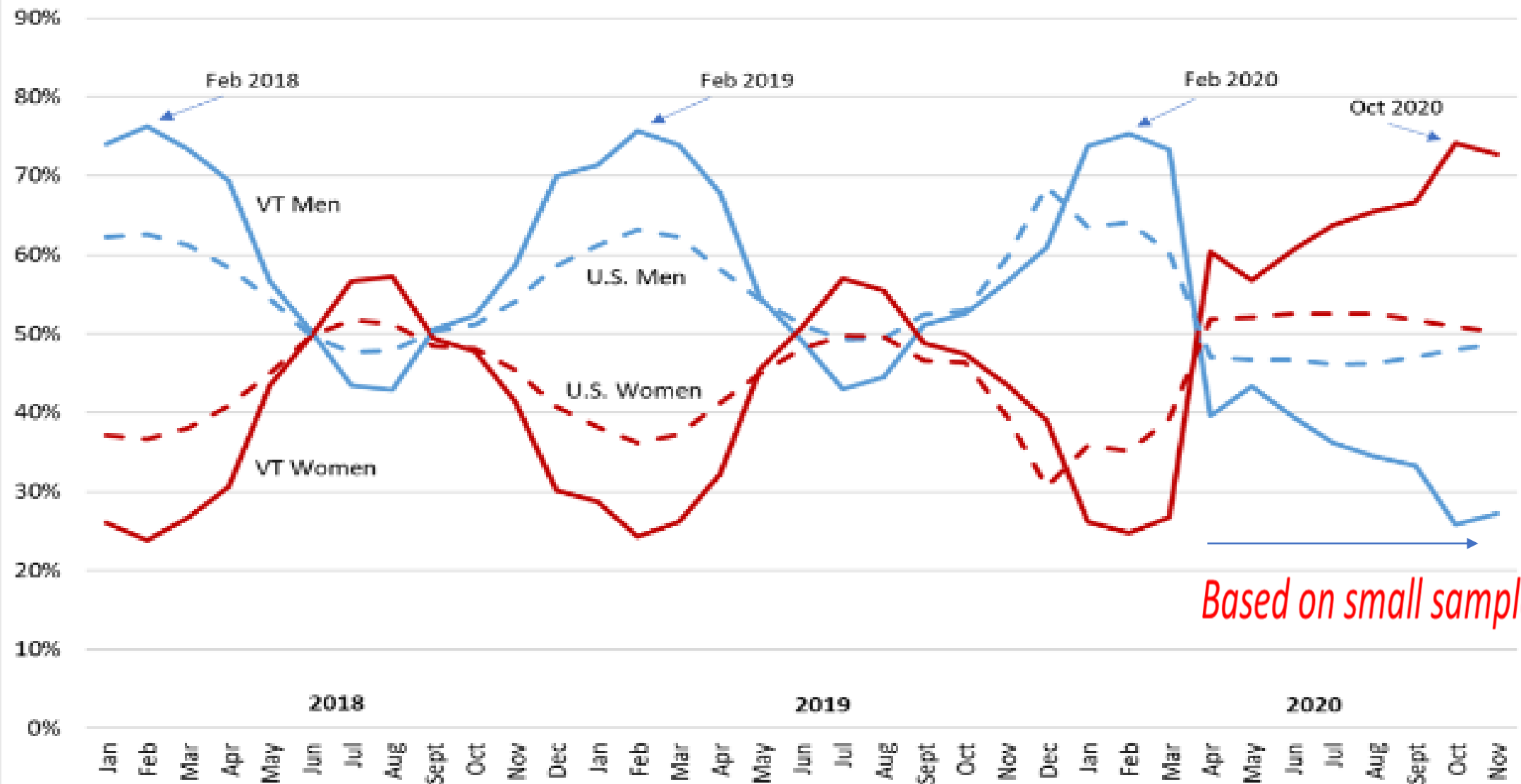
- Based on information about recipients of traditional Unemployment Insurance (UI) benefits during the week ending November 14, 2020:
 - More than 7,500 of the 10,400 Vermonters—about 73 percent—were women, a much higher proportion than the nationwide share of 50 percent.
 - Older Vermonters comprised greater shares of the UI recipients than was true for the United States.
 - Workers in the Accommodation and Food Services sector were 26 percent of UI recipients, substantially above the nationwide share of almost 15 percent.
- ***In fact, about 21,000 received UI payments – we have no information on 10,600 recipients***
- ***Sample is not representative***

Figure. Shares of Recipients of UI Benefits by Gender and Age, Vermont and the United States, November 2020



Source: U.S. Department of Labor, Characteristics of Unemployment Insurance Claimants, Vermont and the United States, November 2020.

Figure 1. Regular Unemployment Insurance Recipients in Vermont and the United States: Share of Men and Women, January 2018 to November 2020



Source: U.S. Department of Labor, Characteristics of Unemployment Insurance Claimants, January 2018 to November 2020.

Based on small sample

Table. Share of UI Recipients by Industry, Vermont and United States, November 2020		
	Vermont	U.S.
Accommodation and Food Services	26.1%	14.6%
Healthcare and Social Assistance	12.6%	10.5%
Educational Services	5.0%	3.7%
Source: U.S. Department of Labor		

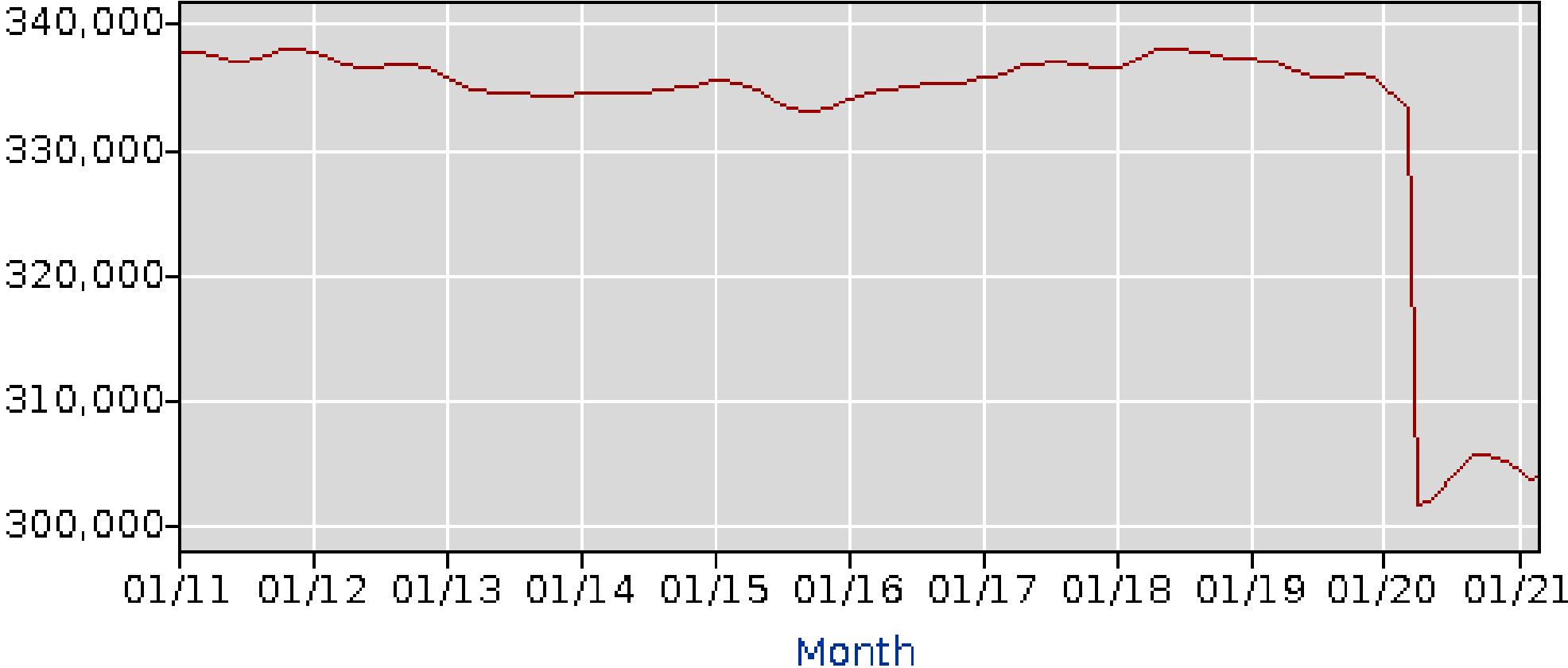
Vermont Labor Force Estimates, seasonally adjusted

	March 2021	February 2021	March 2020	Change From:	
				February 2021	March 2020
Civilian Labor Force	313,096	313,180	342,487	-84	-29,391
Employed	303,905	303,663	333,471	242	-29,566

Vermont Department of Labor, Economic and Labor Market Information, accessed May 11, 2021



employment



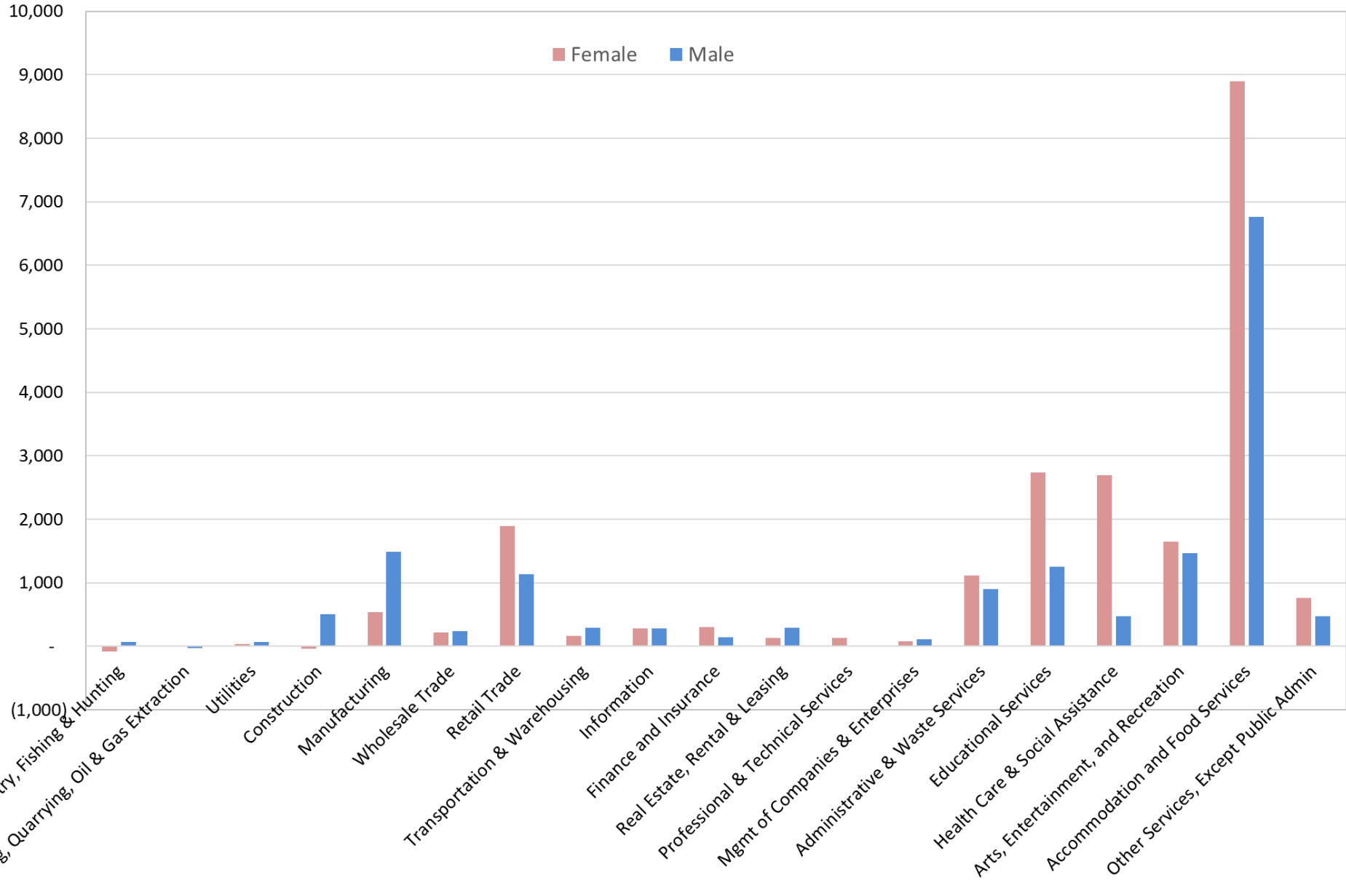
Source: U.S. Bureau of Labor Statistics, Local Area Unemployment Statistics, Vermont data accessed May 11, 2021

**Share of Job Loss by Sector
for sectors with at least 5% of total job loss,
2020:Q3 vs. 2019:Q3**

Manufacturing	5.4%
Retail Trade	8.1%
Administrative & Waste Services	5.4%
Educational Services	10.7%
Health Care & Social Assistance	8.4%
Arts, Entertainment, and Recreation	8.3%
Accommodation and Food Services	41.8%

Source: VDOL, Earnings and Jobs by Gender, accessed May 2021

Job Losses in Vermont by Sector and Gender, 2020:Q3 vs. 2019:Q3



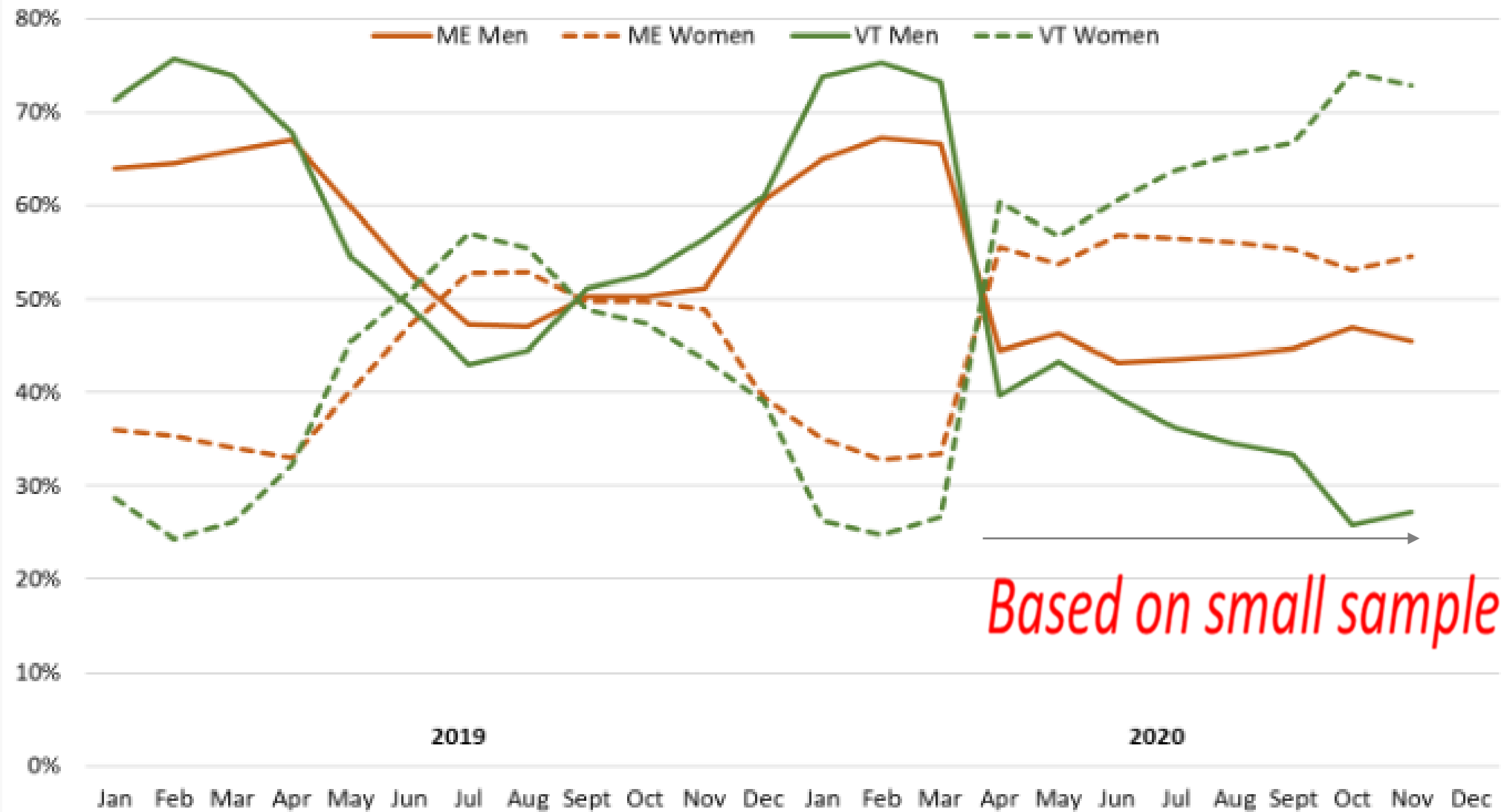
Source: Vermont Department of Labor, Earnings and Jobs by Gender, accessed May 7, 2021.

JFO/jm; May 11, 2021

Other states, from the January Issue Brief

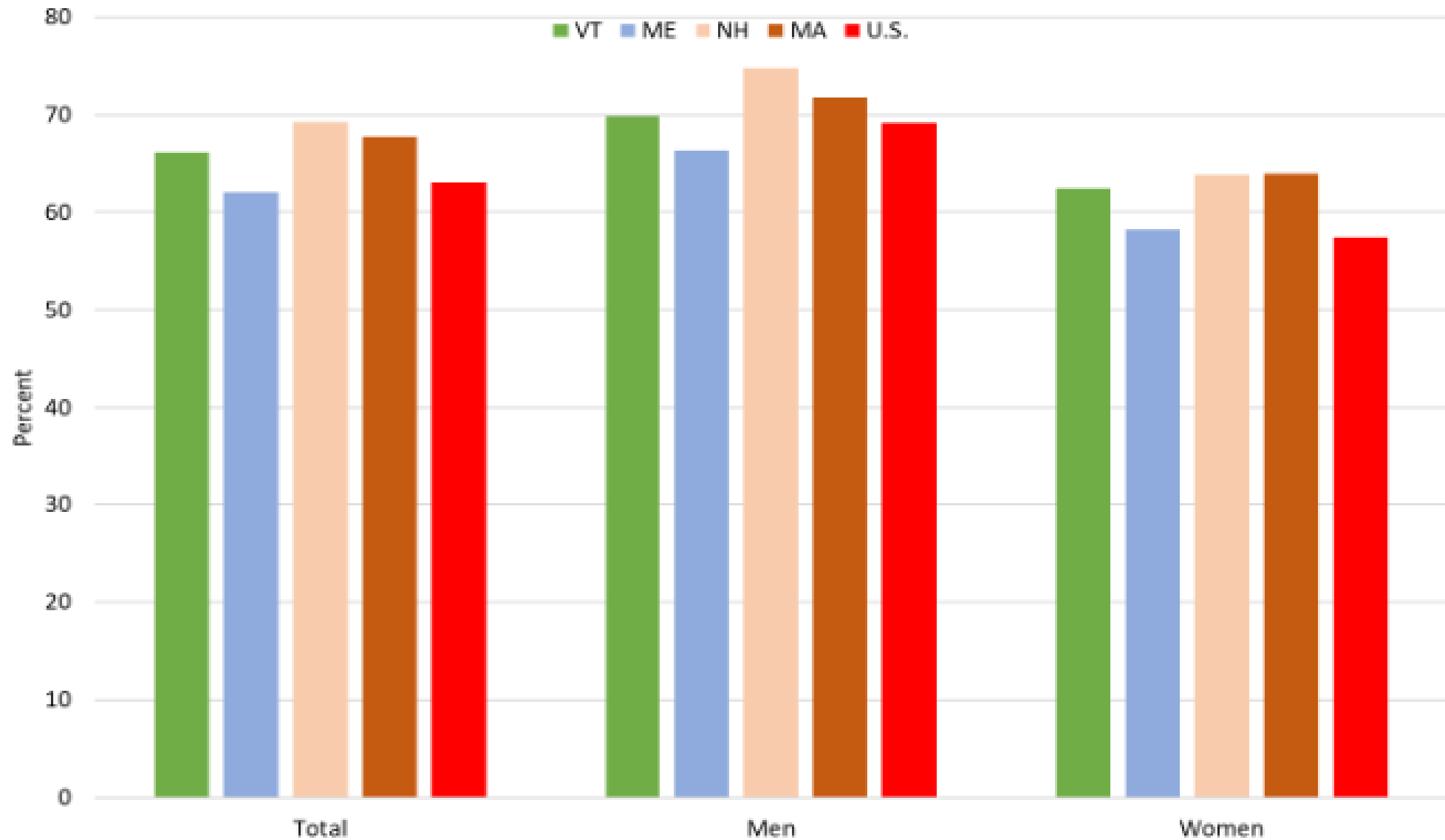
- Because both Maine and Vermont have controlled the spread of COVID-19 relatively well and have a similar demographic structure, it is interesting to look at the share of women among Maine UI recipients.
- The cyclical shares of men and women receiving UI benefits followed similar patterns in both 2019 and 2020 (see Figure 5). But the swings in Vermont were larger, and the share of women receiving benefits in October and November 2020 was much larger in Vermont (73 percent) than in Maine (55 percent).
- A scan of women's share of UI recipients in the U.S. states in October 2020 shows that only four states other than Vermont and Maine had shares of 55 percent or more (Connecticut, Mississippi, New Hampshire, and Rhode Island). The highest share among those four states was 56.3 percent in Mississippi.

Figure 5. Shares of Men and Women Recipients of UI Benefits, Vermont and Maine, 2019-2020



Based on small sample

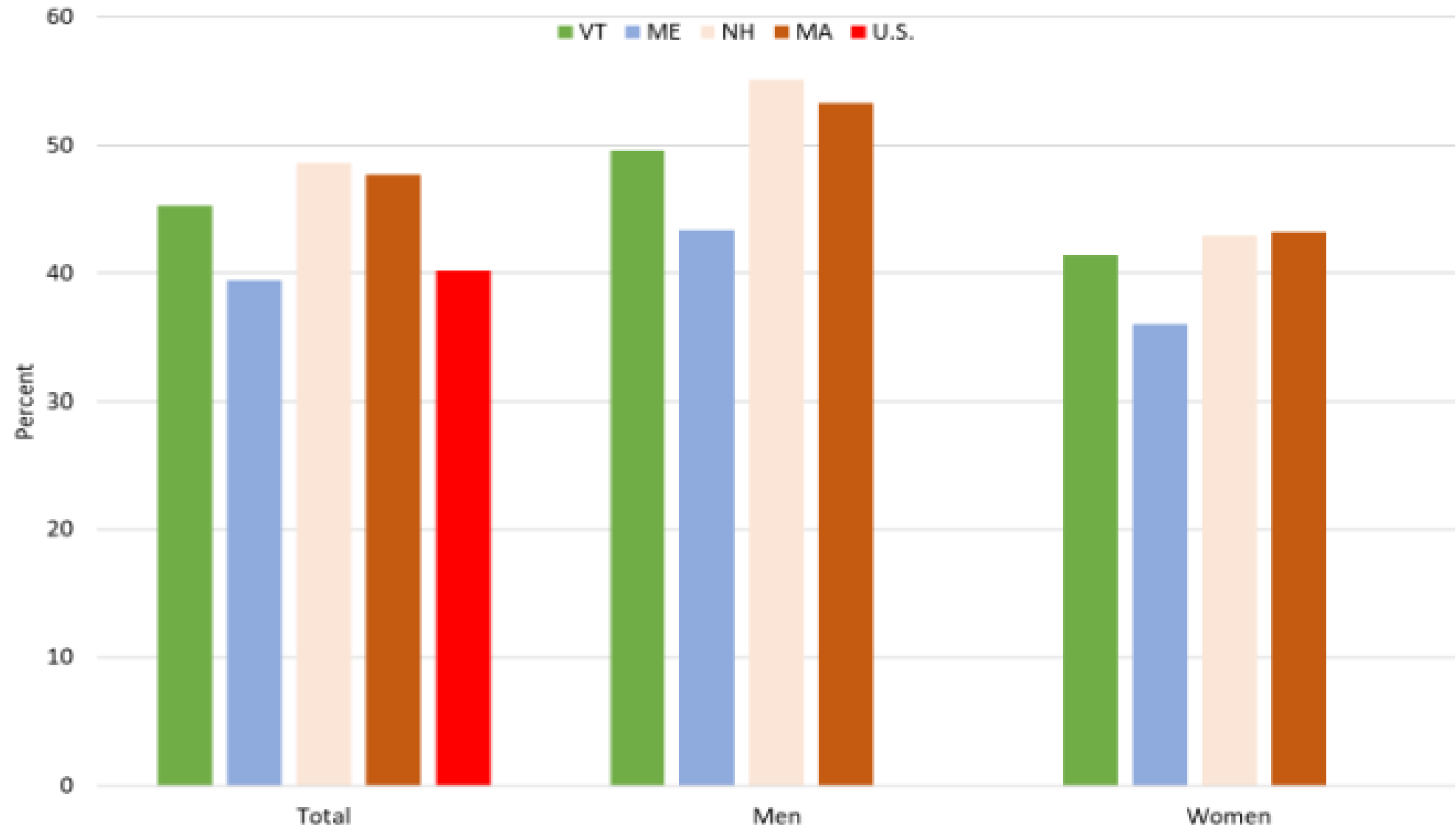
Figure 6. 2019 Labor Force Participation Rate;
Total, Men, and Women



Source: Bureau of Labor Statistics, Local Area Unemployment Statistics.

JFO/jm; January 19, 2020

Figure 7. 2019 Labor Force Participation Rate;
Age 55 and Over; Total, Men, and Women



Source: Bureau of Labor Statistics, Local Area Unemployment Statistics.

JFO/jm; January 19, 2020