



Association of African Living in Vermont

**Fostering Hope, Dignity and Independence in New Americans to
Strengthen our Community**

**Presentation by : Yacouba Jacob Bogre,
Executive Director**

Thato Ratsebe: Associate Director





What We'll Cover

- Who we are
- What we do
- Overview of our core services
- CRF Allocation expenditure
- CRF organizational impact
- How the needs were met
- Unmet needs/gaps in funding
- Questions





Overview of our core services

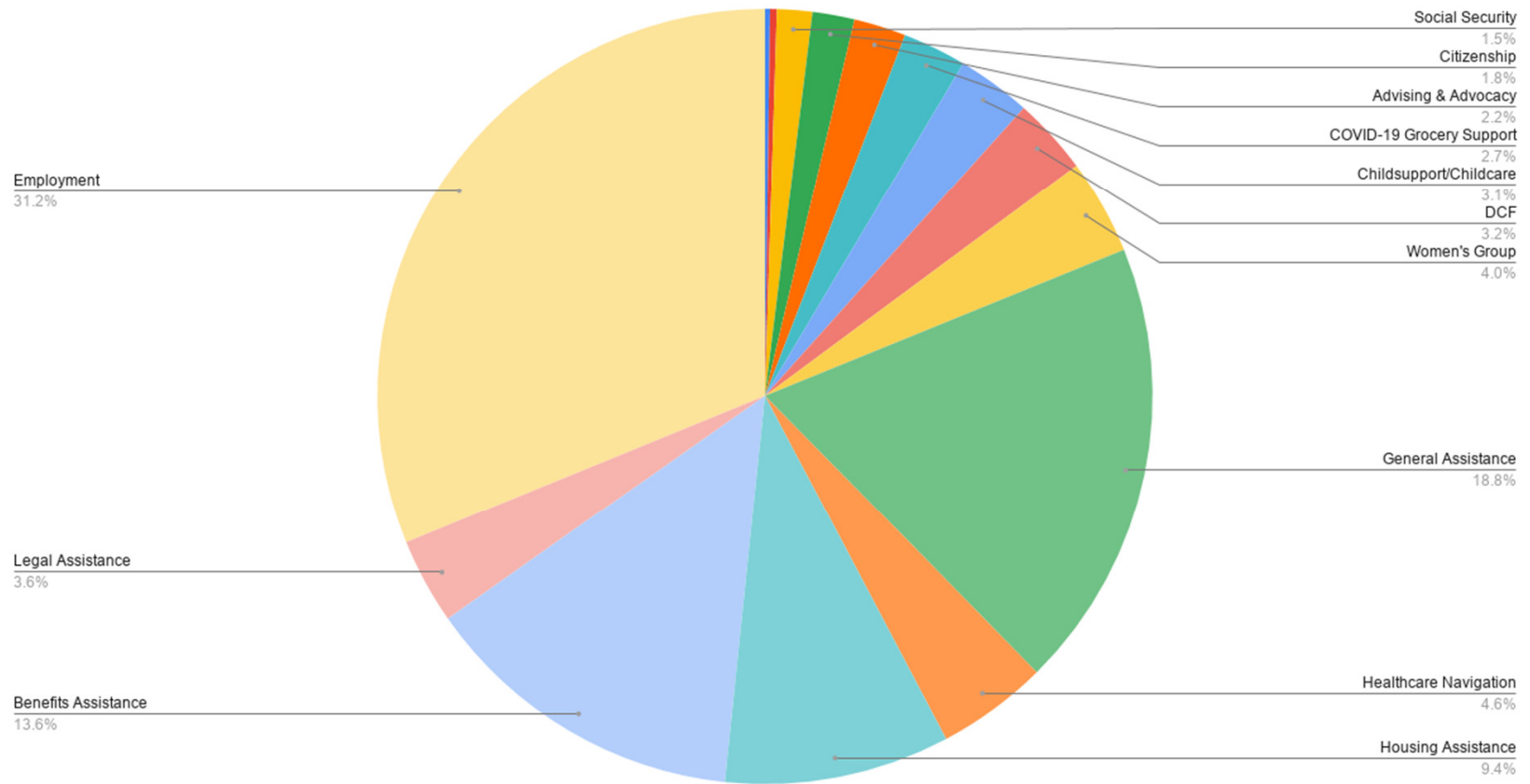


1. Wrap around Case management Services
2. Interpreter and Translation Services
3. Health and Behavior
4. Legal Services
5. Workforce Development
6. New Farms for New Americans
7. Youth Development Program
8. Reach UP Case Management



Primary Service Area Provided | July 2020 - December 2020

The results of this chart does not account for multiple services provided during each meeting, but shows the primary reason a client received AALV services in a single visit.

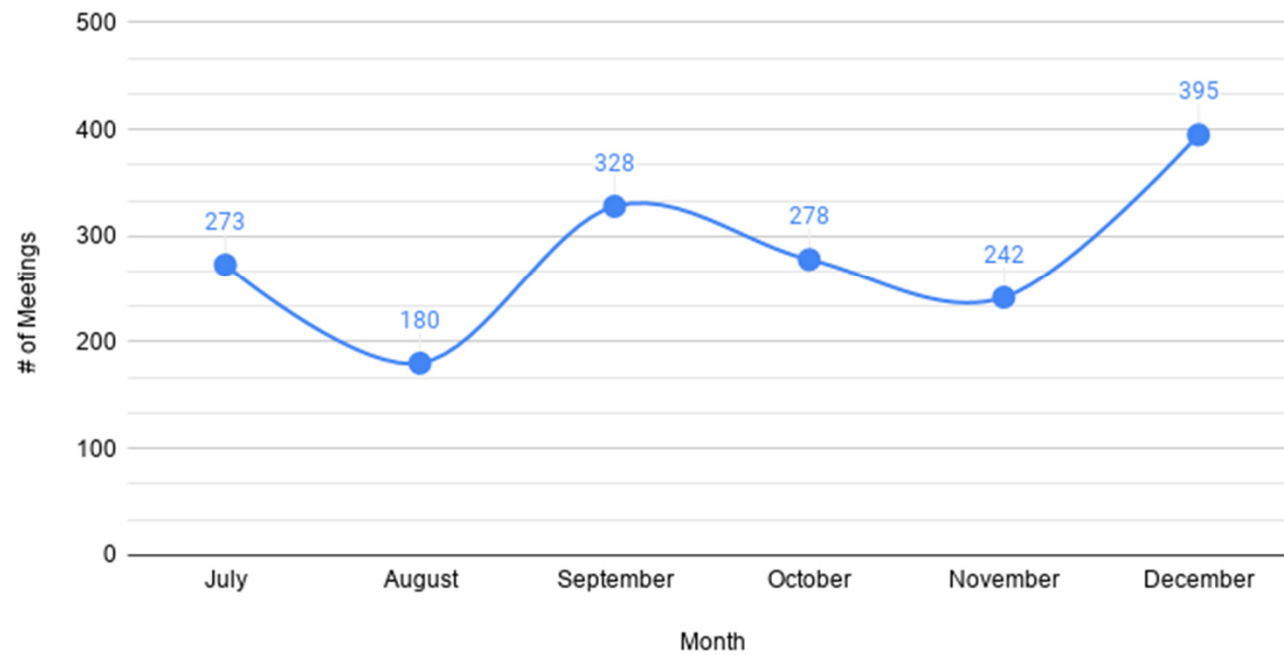





Meetings with Clients

Number of Meetings by Month | July 2020 - December 2020

AALV Case Managers met with clients a total of 1,696 times over a six month period





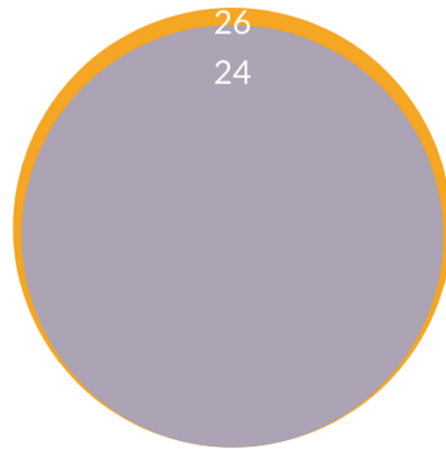
Other Notable Numbers

- **158** clients applied to VDOL for Unemployment Insurance
- **74** clients applied to the Rental Housing Stabilization Program
- **103** clients applied for the Utilities Assistance Program
- **38** referrals to other agencies given
- Between September 8th and December 18th, AALV was able to provide **882** boxes of food & home supplies to **84** different individuals & families in collaboration with our partners.





Employment Services July - September 2020

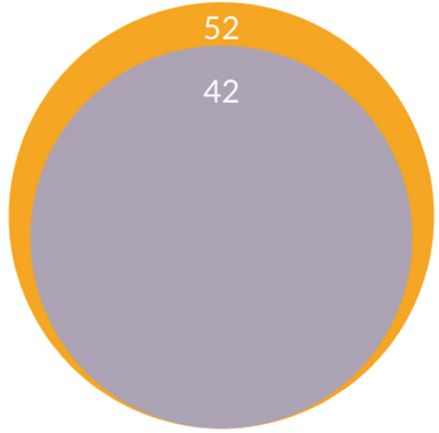


- Clients Seeking Employment (52%)
- Clients Placed in Employment (48%)

Of the **26** individuals who came to AALV seeking employment, **24** found a job at an average wage of **\$13.75/hr**



Employment Services October - December 2020



Of the **52** individuals who came to AALV seeking employment, **42** found a job at an average wage of **\$12.75/hr**

- Clients Seeking Employment (55.32%)
- Clients Placed in Employment (44.68%)





Questions

