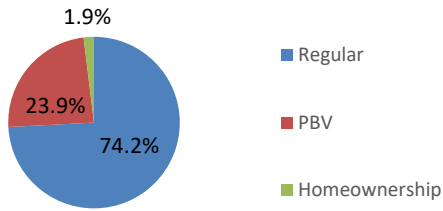


Housing Authority : VT901 Vermont State HA Program Analysis - Special PBV Bonus Edition!

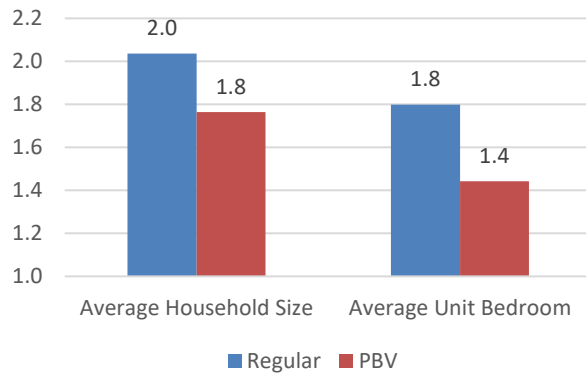
As of 06/28/2021

Regular v PBV Program Comparison

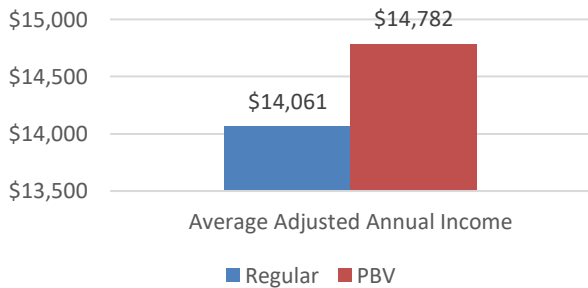
Voucher Type



Household/Unit Size

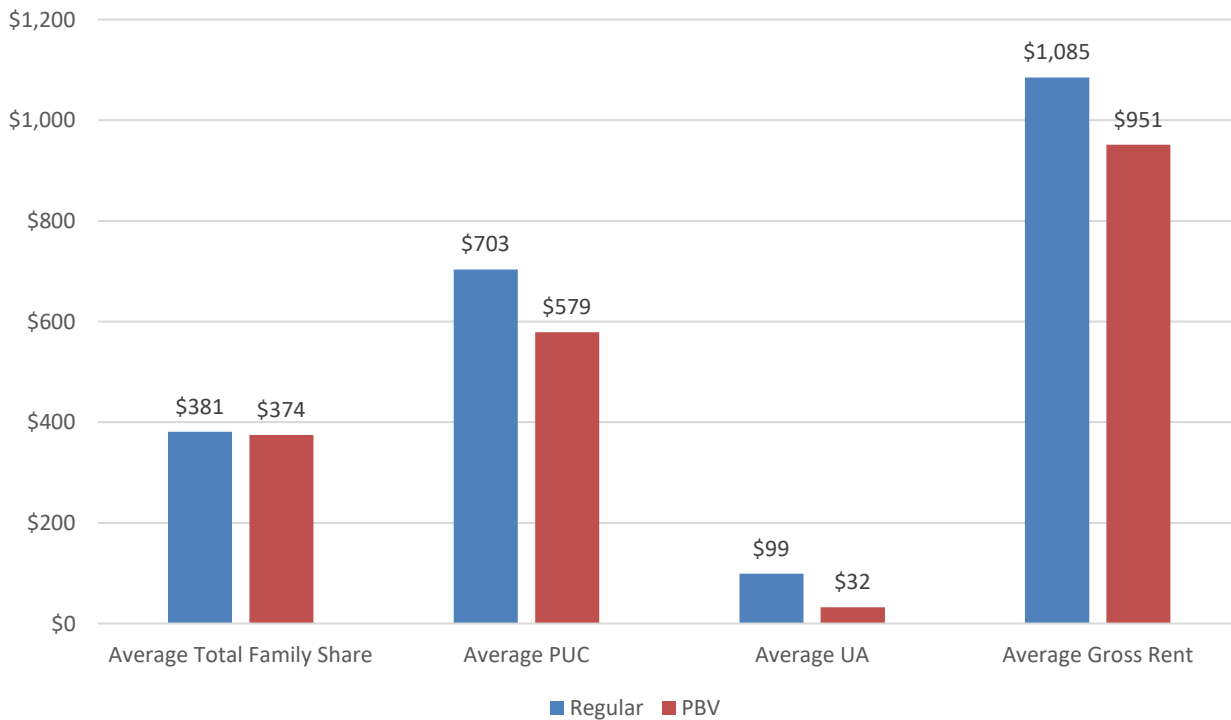


Average Adjusted Annual Income



Top 7 PBV Owners	Count	% PBV
	68	8.1%
HFI-Colodny	54	1.0%
Red Clover Commons Limited Partner	52	6.2%
Park Village Apts LP	50	6.0%
Hawk's Nest Ltd	46	5.5%
Applegate Apartments Lp	36	4.3%
Gilman Housing Trust, Inc./Island	35	0.6%

Regular v PBV

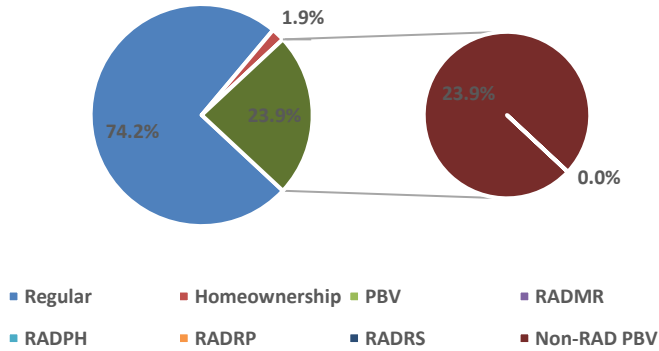


Housing Authority : VT901 Vermont State HA Program Analysis - Special PBV Bonus Edition!

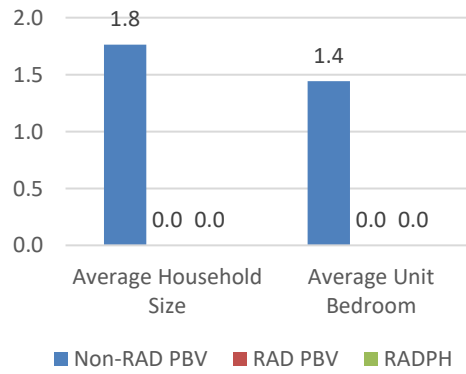
As of 06/28/2021

PBV Deep Dive

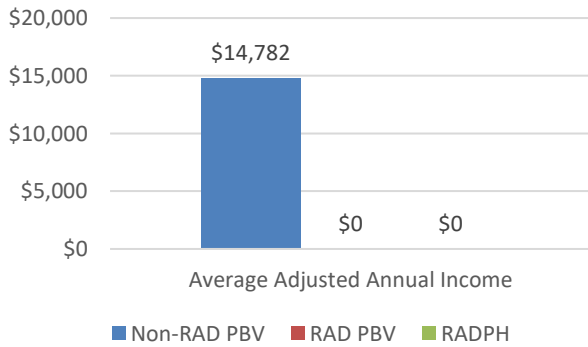
Detailed Program Breakout



Household/Unit Size



Average Adjusted Annual Income



Top 7 RAD Owners	Count	% RAD
Sisters And Brothers	1	100.0%
Top 3 RAD PH Owners	Count	% RAD
Sisters And Brothers	1	100.0%

PBV Characteristics by PBV Type

