

Office of Engagement:

**UVM's Contributions to
Workforce and Economic
Development**

**VT House Commerce and
Economic Development
Committee
January 28, 2022**

Kirk Dombrowski, Ph.D.

Vice President for Research

Christopher Koliba, Ph.D.

Director & Professor, Office of
Engagement



The University of Vermont



OVERVIEW

UVM's commitment to **Amplifying Our Impact**

UVM's contribution to Vermont's **Research Economy**

UVM's recent successes in **Corporate Partnerships**

UVM's **Front Door** functions

UVM's contributions to **Economic Development**

UVM's contributions to **Workforce Development**

UVM's **Business Services Outreach**

Office of Engagement Programs and Priorities for 2022

Economic Development: UVM's Corporate Partnership Framework

Help Attract Businesses to Vermont



Research Partners with Vermont Businesses



Internships & Career Pathway Programs



Draw Capital to Vermont



Support Start-ups Thru SBIR & Tech Transfer



Major Functions:

**ECONOMIC
DEVELOPMENT**



**WORKFORCE
DEVELOPMENT**



**BUSINESS
SERVICES**










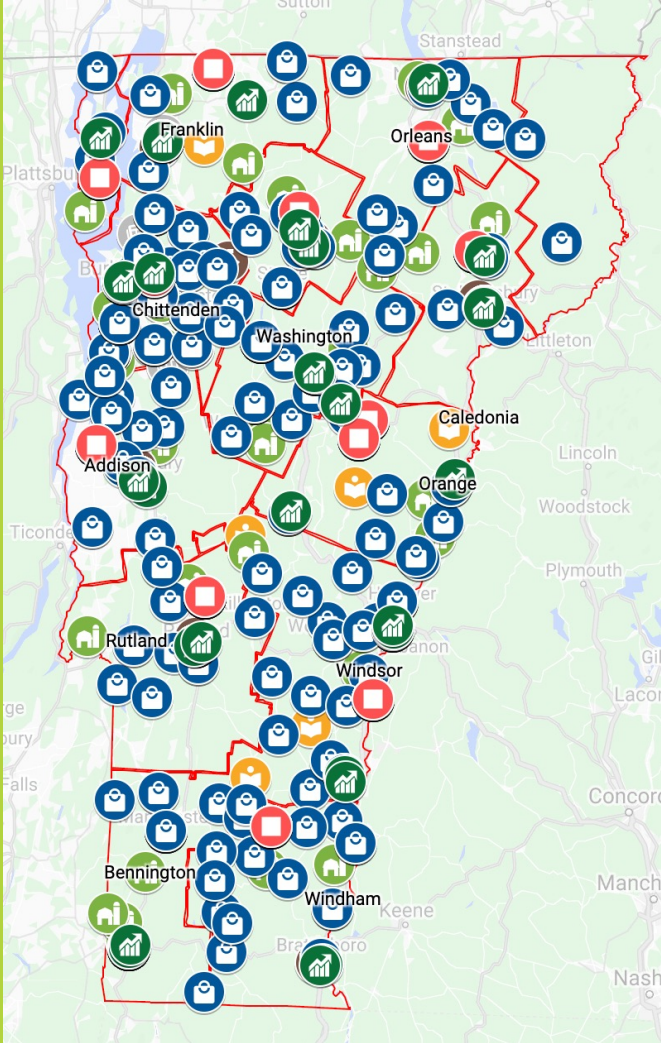
Cross Functional Activities:

- Serve clients
- Communicate Engagement
- Incubate Partnerships
- Troubleshoot (Internal) Systems
- Market UVM services, experiences and opportunities

Amplifying Our Impact:

A 14 County Strategy

-  Economic Data Services
-  Extension Activities
-  Posted Internships
-  Extension Offices
-  Community News Services
-  Agritourism Support
-  Library Air Purification



Selected Challenges from 2021 Report

Affordability: Low wages cause affordability challenges

Housing: Chronically poor housing availability limits population growth and creates inequitable access to affordable housing

Equity: Lack of social equity, cultural diversity, and inclusivity stifles economic development and innovation

Investment: Limited levels of public and private investment, and risk and “patient” capital within rural communities challenge innovation

Digital Economy: The emerging “digital economy” is leaving rural communities behind

Education: Educational systems are not sufficiently designed for preparing Vermont’s young people to find meaningful and well-paying career pathways

Coordination: Current state of statewide and regional coordination are not well suited to address present challenges



Source: https://www.uvm.edu/sites/default/files/Office-of-Engagement/Roundtable_Report_3.pdf

New Economic Data Services

Unique offerings:

- Industry/occupation mix
- Labor inventory
- Occupation gaps
- Labor and wage trends
- Economic impact reports
- Supply chain information
- Willing and able
- Skill gaps
- Job and talent locator
- COVID-19 impact projections



Current Data Services Partners



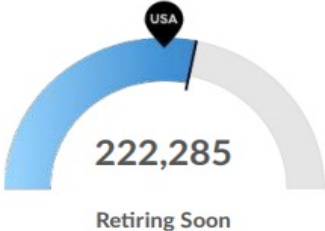
“The data was spot on for what I asked for. The sector, salary, and employment data was priceless, and the presentation was incredibly easy for people to follow”

-United Way of Lamoille County

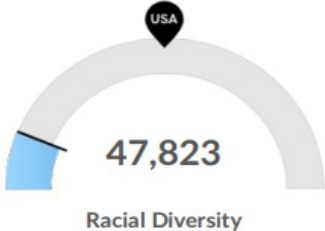
Data Sample: Demographics



Vermont has 112,462 millennials (ages 25-39). The national average for an area this size is 128,455.



Retirement risk is high in Vermont. The national average for an area this size is 185,524 people 55 or older, while there are 222,285 here.



Racial diversity is low in Vermont. The national average for an area this size is 251,074 racially diverse people, while there are 47,823 here.



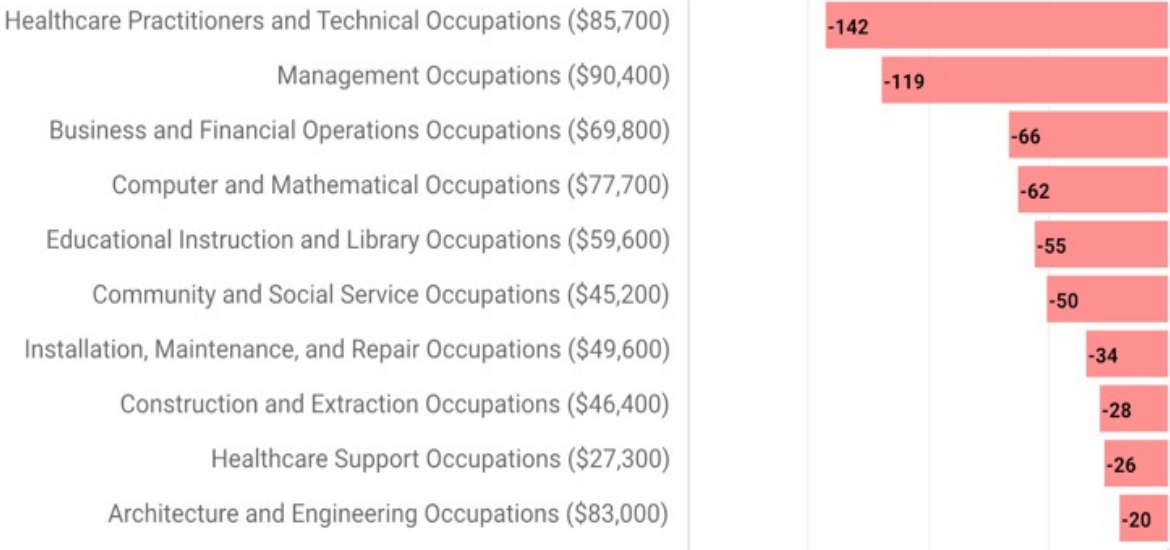
Source: EMSI, Regional Overview: VT, 2022.

Data Sample: Identifying Worker Shortages



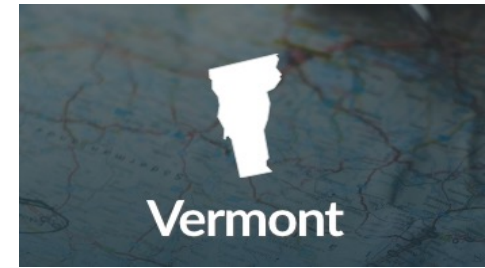
Occupation Gaps

Potential Average Annual Occupation Gaps over 10 Years in Vermont



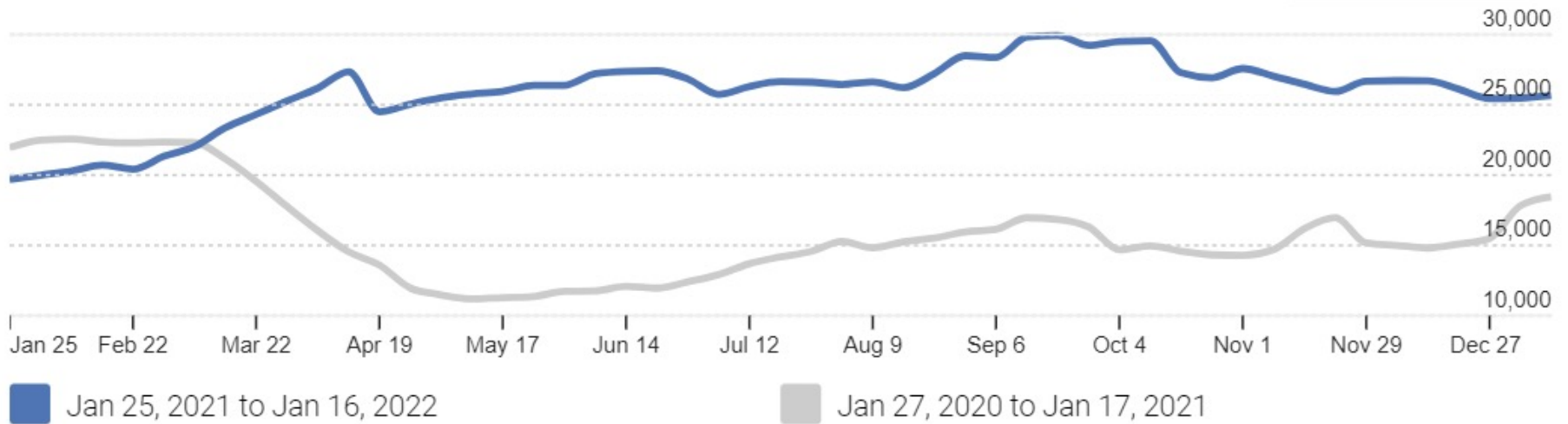
Source: Chmura’s JobsEQ, Occupation Gaps: VT, 2022.

Data Sample: Job Posting Analytics



Active Job Ads by Date

Interval:



Source: Chmura's JobsEQ, Real Time Intelligence Job Posting Analytics: VT, 2022.

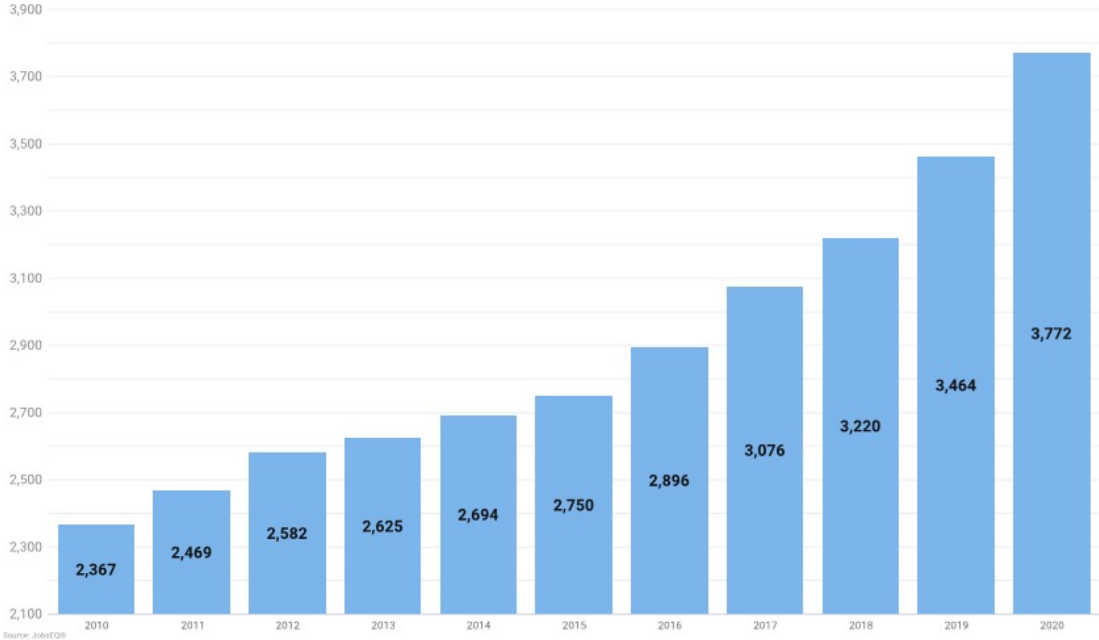


Data Sample: Dramatic Growth of Tech Sector

High Tech Industry Establishments in VT 2010-2020

Establishments

In 2020, there were 3,772 Total High-Tech establishments in Vermont (per covered employment establishment counts), an increase from 2,367 establishments ten years earlier in 2010.



💡 New business formations are an important source of job creation in a regional economy, spurring innovation and competition, and driving productivity growth. Establishment data can provide an indicator of growth in businesses by counting each single location (such as a factory or a store) where business activity takes place, and with at least one employee.



Source: Chmura’s JobsEQ, Industry Overview: VT, 2022.

Data Services Collaborations: Examples

Regional Development Corporations and CEDS

- Identifying employment and wage trends in industry and occupation across VT's distinct regions
- Exploring demographic trends within regional industry and occupation clusters
- Providing regional comparisons (county, state, US) for employment trends

Career and Technical Education Centers (CTE)

- Identifying high wage, high skill, and high demand occupations across VT and neighboring counties to assist in comprehensive assessments being carried out by CTEs

VT Creative Arts Network

- Updating employment data to reflect the impact of COVID-19 on creative industries and occupations



Workforce Development & Talent Pipeline

- **Data Services for Workforce Development**
 - **75** filled requests since June 2021
- **Internship Capacity Building:**
 - **1,460** UVM internships completed for credit 2021 up from 1,111 in 2019
- **Upskilling Vermont Program:**
 - \$1 million state investment in Upskilling “sold out” within two days of opening, **898** initial requests resulting in **453** Vermonters taking classes. In addition, **152** Vermonters took advantage of the free "Exploring the Career Path for You" and "Getting the Job You Want" career workshops and personalized advising.



Vermont Business Services: Recent Field Visits to Springfield, Brattleboro, & Rutland



2022 Office of Engagement Initiatives

- Launch **Alumni Jobs Attraction Campaign** aligned with State Incentive Programs
- Collaboration with Department of Labor and other higher education institutions on **State-wide Internship Platform**
- **Grow data services partnership** with Vermont Futures by providing regional data dashboard and data workshops
- Ongoing field visits across the state

Thank you

Kirk Dombrowski, kirk.dombrowski@uvm.edu
Chris Koliba, ckoliba@uvm.edu

