

**Office of the Defender General**

**Fiscal Year 2023 Budget**

**Caseload, Performance and Cost Per Case**

---

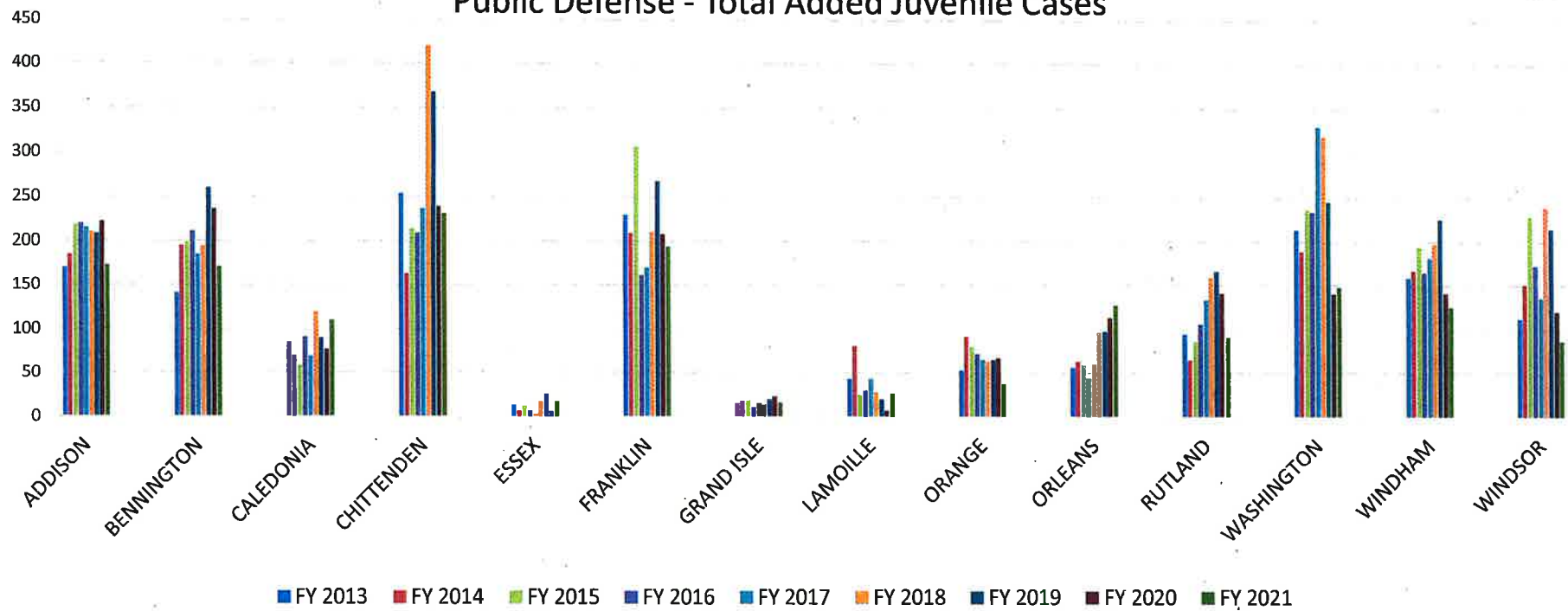
January 2022

## Table of Contents

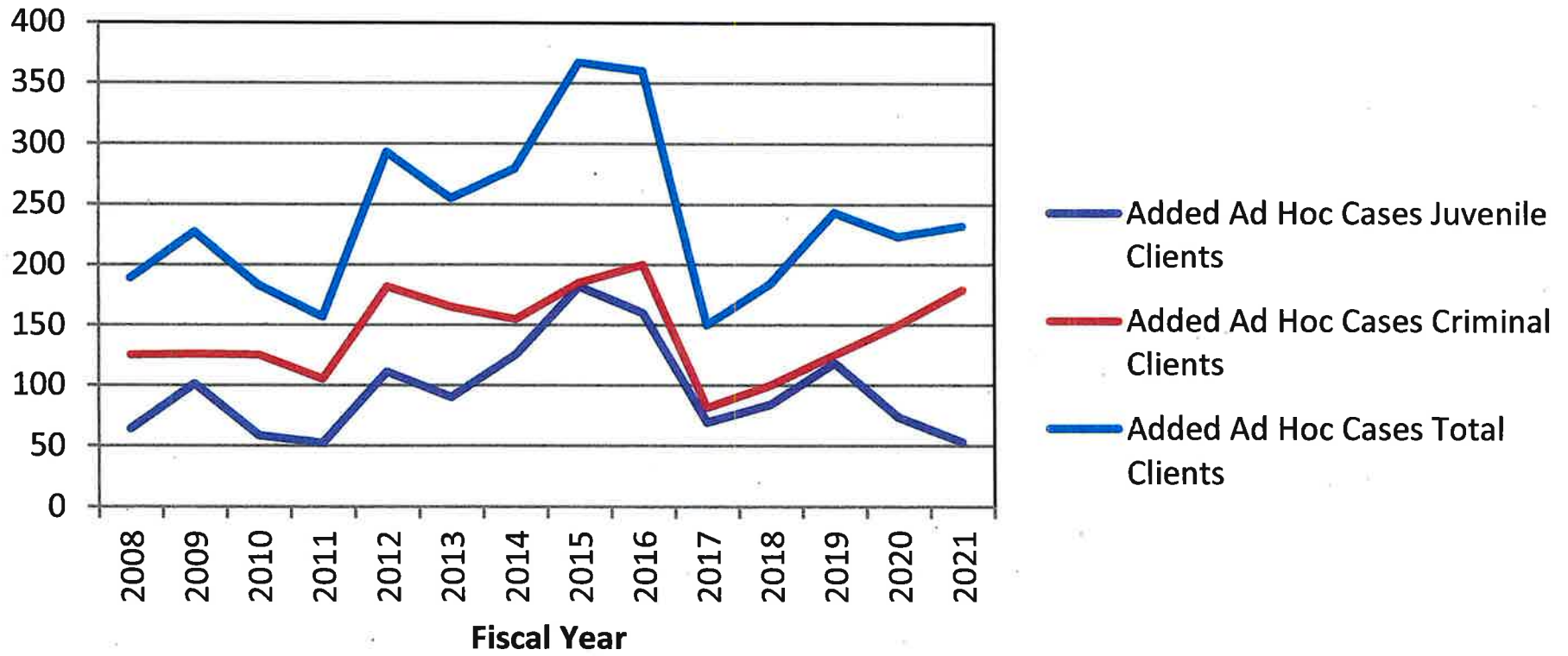
	Page
Public Defense Total Added Cases FY 21	1
Public Defense Total Added Juvenile Cases FY 2013 - FY 2021	2
Ad Hoc Added Cases FY 2008 - 2021	3
Ad Hoc Total Added Juvenile Cases FY 2013 - FY 2021	4
Assigned Counsel Judicial Evaluations 2010 - 2018	
Motions/Law - Criminal Divisions	5
Plea Bargaining & Sentencing - Criminal Divison	5
Courtroom Skill - Criminal Division	6
Motions/Law - Family Division	6
Effective Representation - Family Divisision	7
Courtroom Skill - Family Division	7
Client Relationship	8
Professionalism	8
Cost per Lawyer Equivalent Caseload (PD Staff, PD Contractors, AC Contractors, Ad Hoc) FY 2021	9
Blended Cost Per Case (Public Defense, Assigned Counsel Contractors & Ad Hoc Counsel) 2009 - 2020	10

PUBLIC DEFENDER - TOTAL ADDED CASES - FY 2021															
	FELONY		MISDEMEANOR		JUVENILE		OTHER		TOTAL		FY 2020		% INC/DEC		
	CHGS	CASES	CHGS	CASES	CHGS	CASES	CHGS	CASES	CHGS	CASES	CHGS	CASES	CHGS	CASES	
ADDISON	78	61	230	126	305	173	17	15	630	375	705	437	-10.6	-14.2	
MARSH	0	0	0	0	305	173	0	0	305	173	347	222	-12.1	-22.1	
STAFF OFFICE	78	61	230	126	0	0	17	15	325	202	358	215	-9.2	-6.0	
BENNINGTON	272	185	707	345	206	171	98	41	1283	742	1696	950	-24.4	-21.9	
CALEDONIA	162	115	769	372	132	110	83	42	1146	639	1077	562	6.4	13.7	
CHITTENDEN	436	339	1297	787	297	231	82	54	2112	1411	3315	2289	-36.3	-38.4	
ESSEX	37	27	69	33	17	17	18	12	141	89	87	54	62.1	64.8	
FRANKLIN/GRAND ISLE	224	162	994	611	279	210	109	82	1606	1065	1552	1056	3.5	0.9	
FRANKLIN	214	154	896	553	259	194	95	72	1464	973	1415	975	3.5	-0.2	
GRAND ISLE	10	8	98	58	20	16	14	10	142	92	137	81	3.6	13.6	
LAMOILLE	74	46	318	200	39	27	8	6	439	279	496	278	-11.5	0.4	
ORANGE	52	45	210	113	49	38	14	9	325	205	446	284	-27.1	-27.8	
ORLEANS	239	139	986	365	168	127	174	29	1567	660	1561	752	0.4	-12.2	
RUTLAND	214	125	631	392	102	91	74	35	1021	643	1476	824	-30.8	-22.0	
WASHINGTON	275	202	1298	644	193	148	135	93	1901	1087	1678	977	13.3	11.3	
WINDHAM	200	132	1141	541	174	125	129	76	1644	874	1535	867	7.1	0.8	
WINDSOR	242	173	917	479	118	87	162	99	1439	838	1348	814	6.8	2.9	
TOTAL	2505	1751	9567	5008	2079	1555	1103	593	15254	8907	16972	10144	-10.1	-12.2	
FY 2020	3022	2007	10218	5570	2267	1740	1465	827	16972	10144					
% INC/DEC	-17.1	-12.8	-6.4	-10.1	-8.3	-10.6	-24.7	-28.3	-10.1	-12.2					

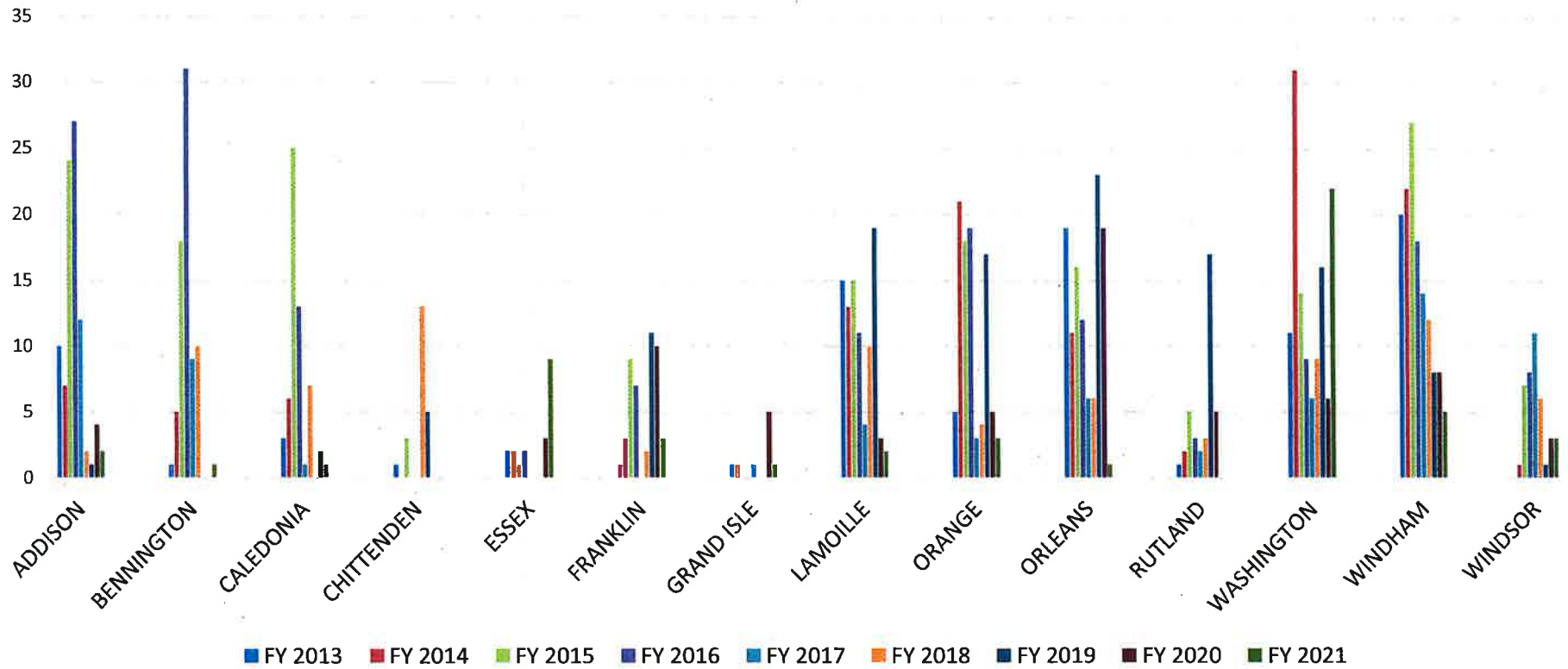
### Office of the Defender General Public Defense - Total Added Juvenile Cases



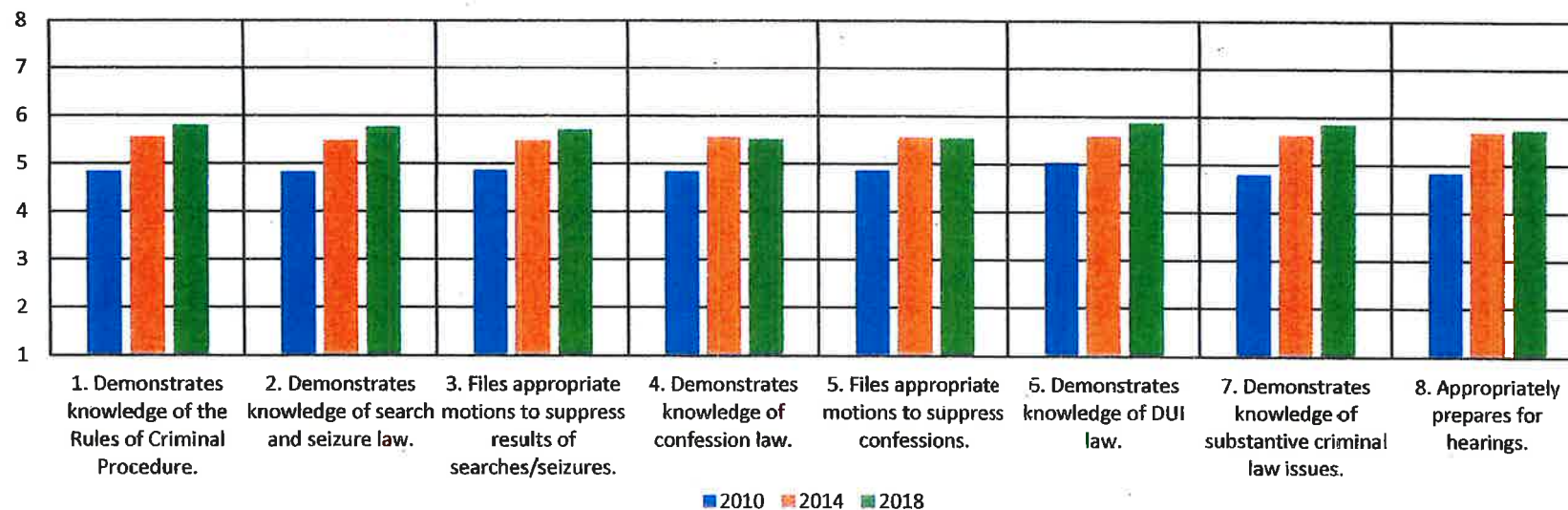
### Office of the Defender General Ad Hoc Added Cases



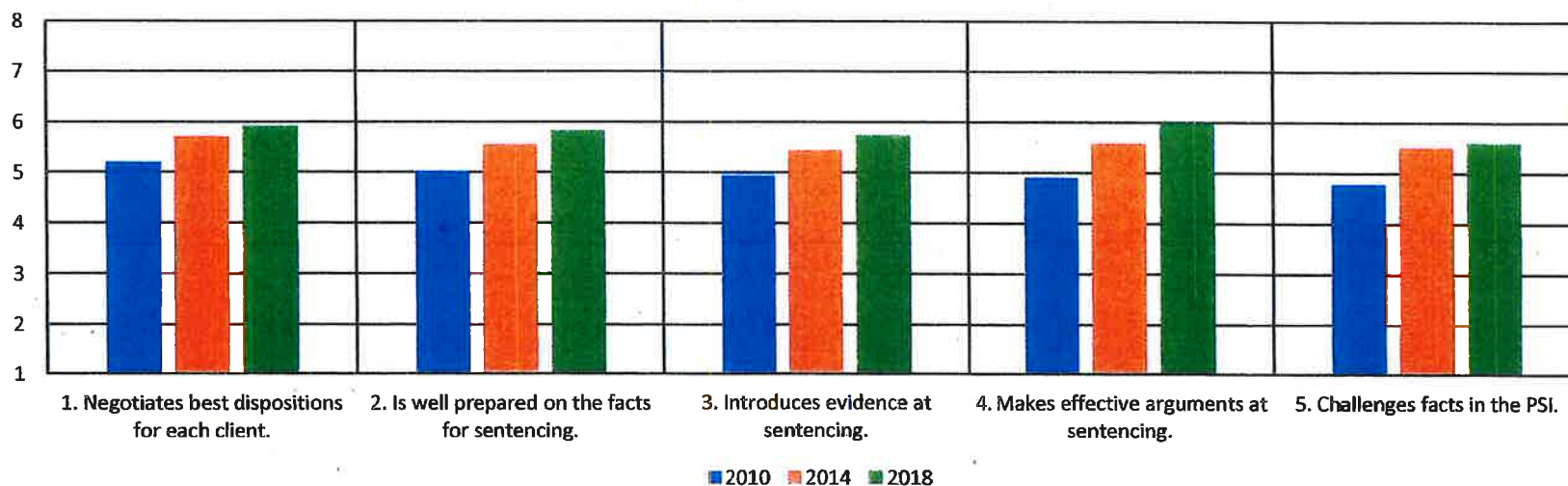
## Office of the Defender General Ad Hoc - Total Added Juvenile Cases



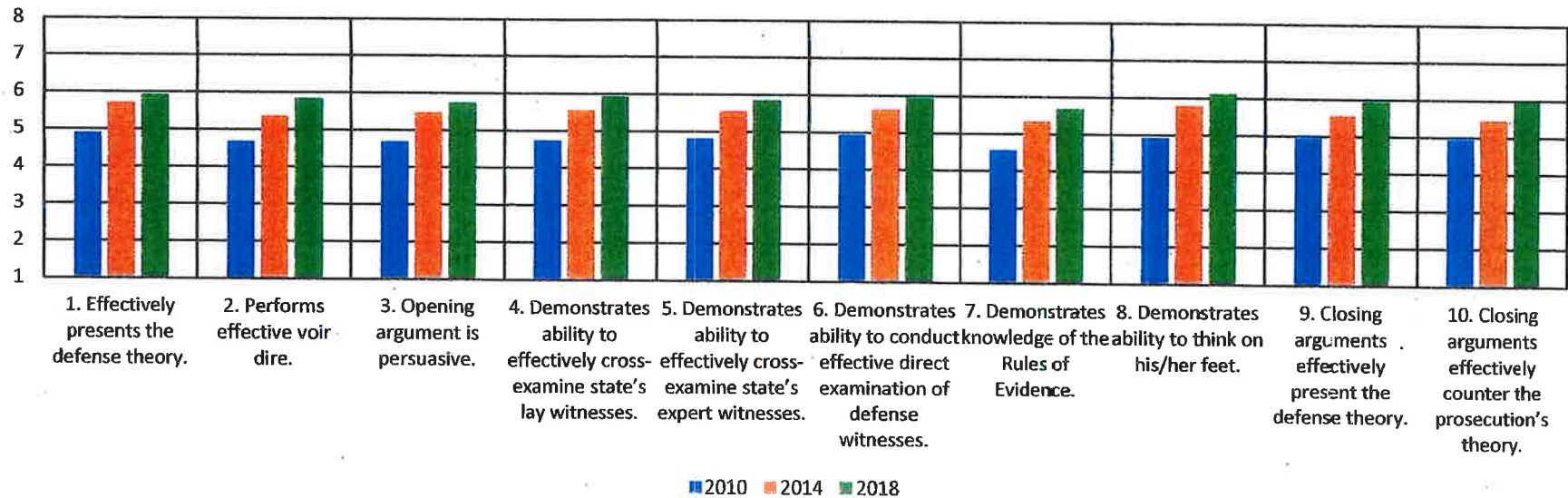
**OFFICE OF THE DEFENDER GENERAL: ASSIGNED COUNSEL JUDICIAL AVERAGE RATINGS 2010-2018**  
**Motions / Law - Criminal Division**



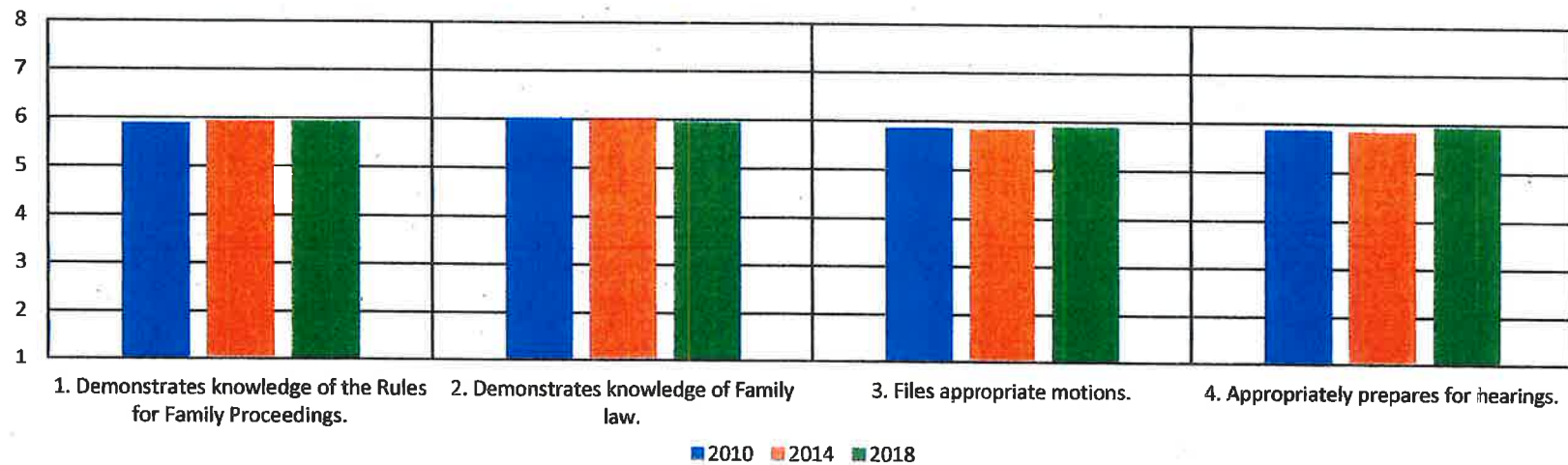
**OFFICE OF THE DEFENDER GENERAL: ASSIGNED COUNSEL JUDICIAL AVERAGE RATINGS 2010-2018**  
**Plea Bargaining & Sentencing - Criminal Division**



OFFICE OF THE DEFENDER GENERAL: ASSIGNED COUNSEL JUDICIAL AVERAGE RATINGS 2010-2018  
Courtroom Skill - Criminal Division

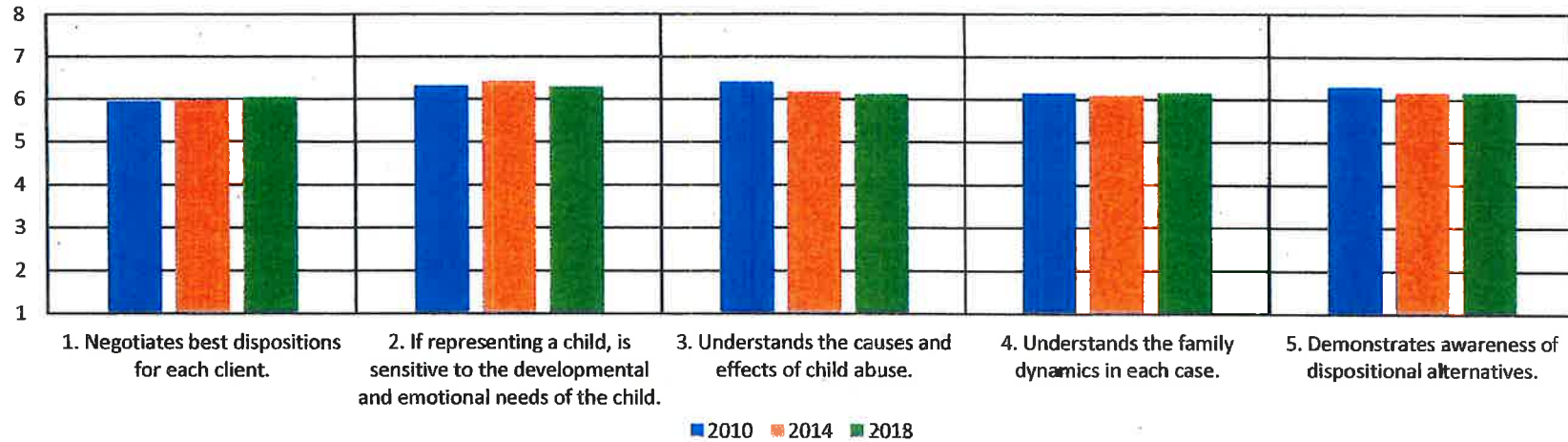


OFFICE OF THE DEFENDER GENERAL: ASSIGNED COUNSEL JUDICIAL AVERAGE RATINGS 2010-2018  
Motions / Law - Family Division

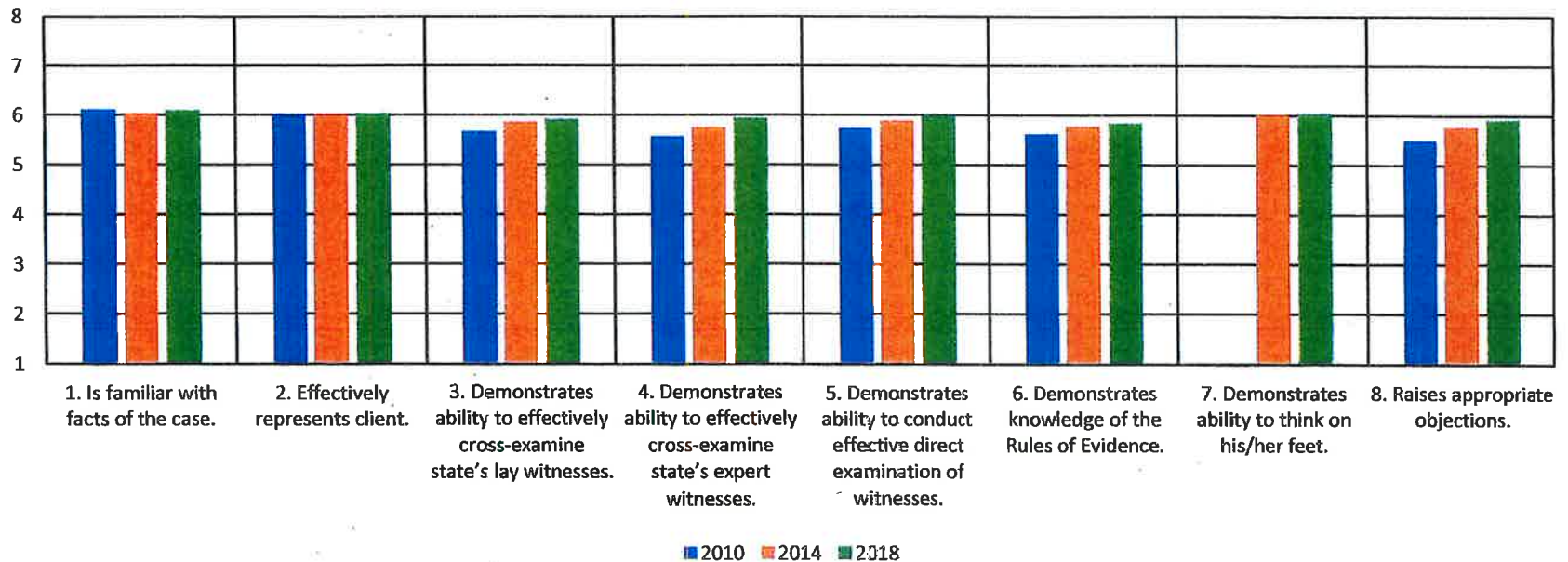




**OFFICE OF THE DEFENDER GENERAL: ASSIGNED COUNSEL JUDICIAL AVERAGE RATINGS 2010-2018**  
**Effective Representation - Family Division**

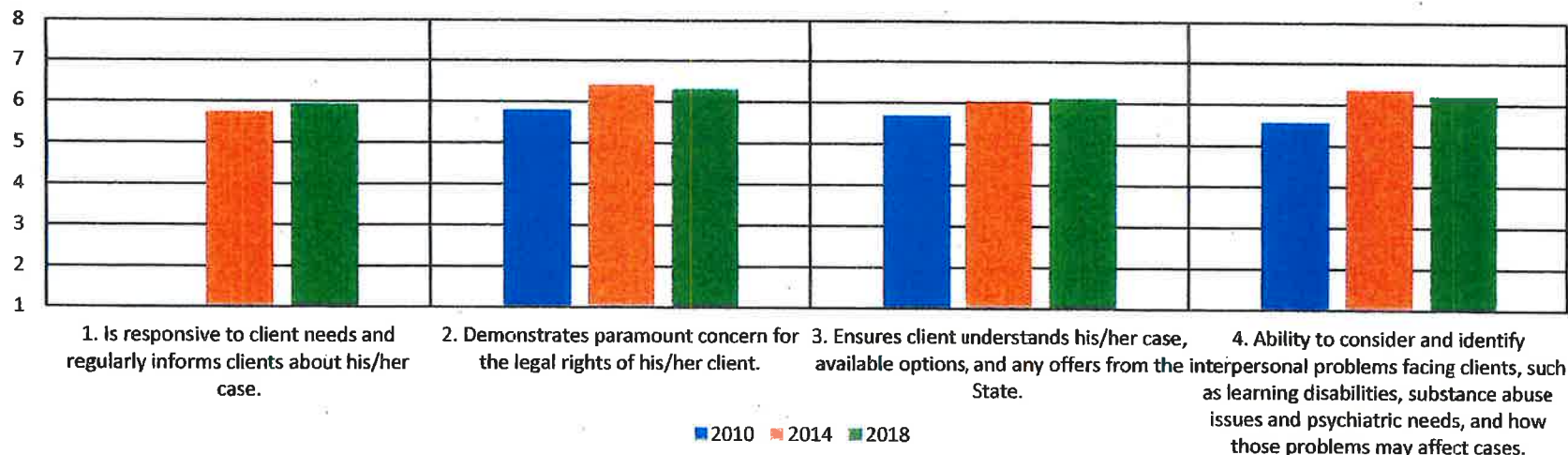


**OFFICE OF THE DEFENDER GENERAL: ASSIGNED COUNSEL JUDICIAL AVERAGE RATINGS 2010-2018**  
**Courtroom Skill - Family Division**



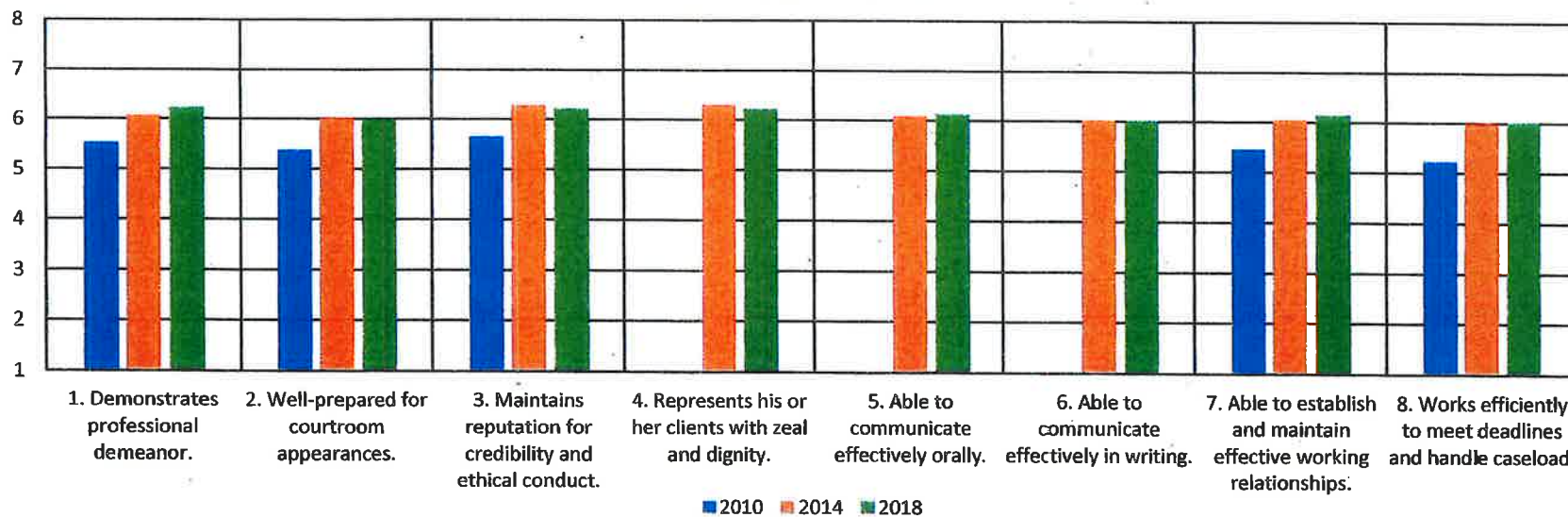
OFFICE OF THE DEFENDER GENERAL: ASSIGNED COUNSEL JUDICIAL AVERAGE RATINGS 2010-2018

Client Relationship

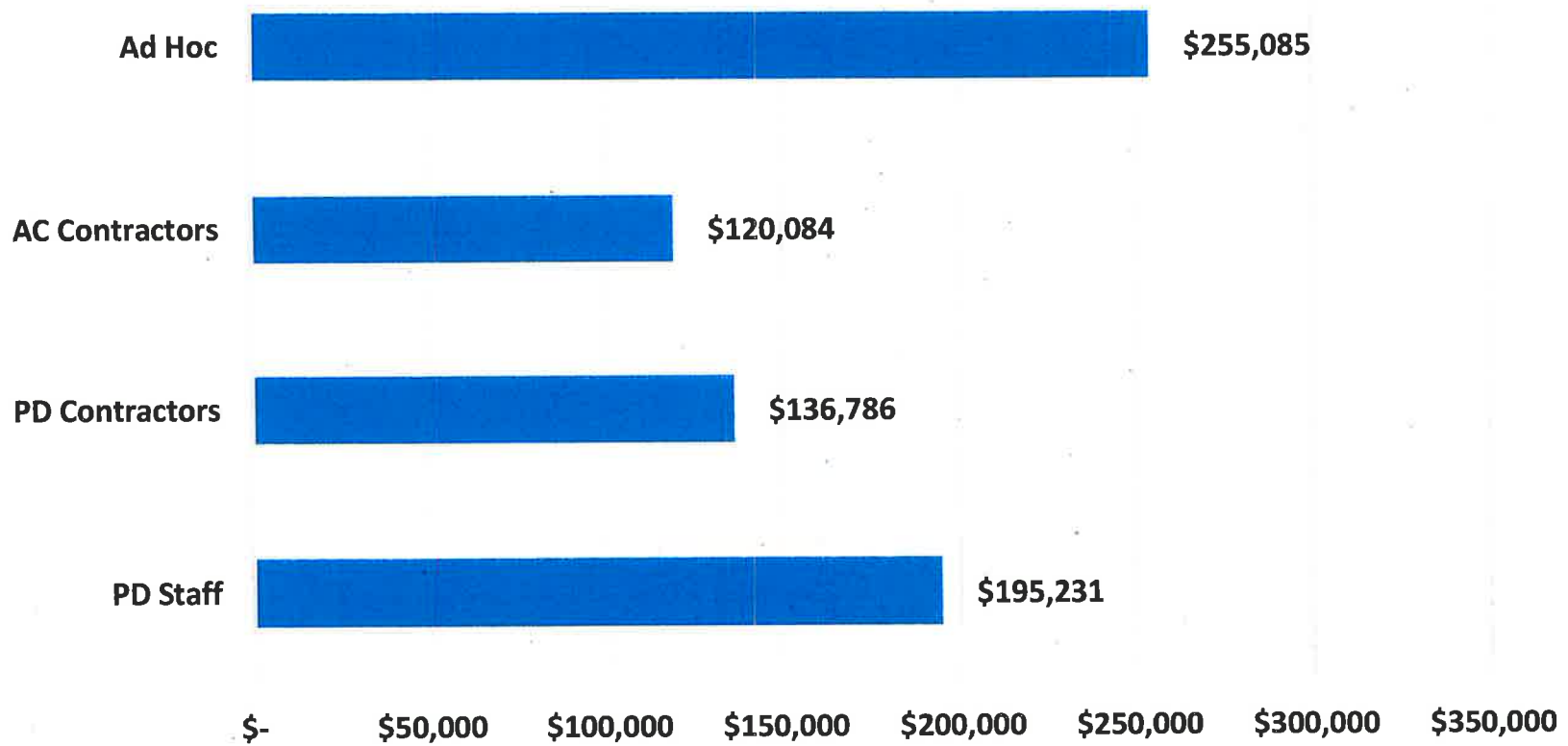


OFFICE OF THE DEFENDER GENERAL: ASSIGNED COUNSEL JUDICIAL AVERAGE RATINGS 2010-2018

Professionalism



**Office of the Defender General  
 Cost of Legal Services per Lawyer Equivalent Caseload  
 Based on Calendar 2020, FY 2020 and FY 2021 Caseload and Cost  
 (includes operating expenses but does not include third-party services)**



### Office of the Defender General Blended Cost Per Case

