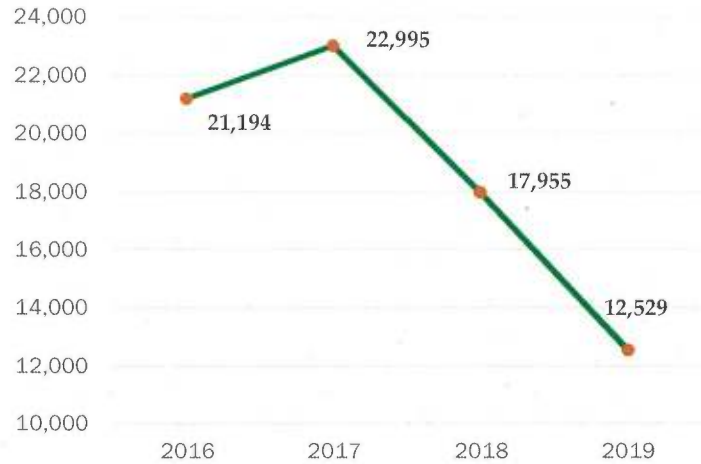
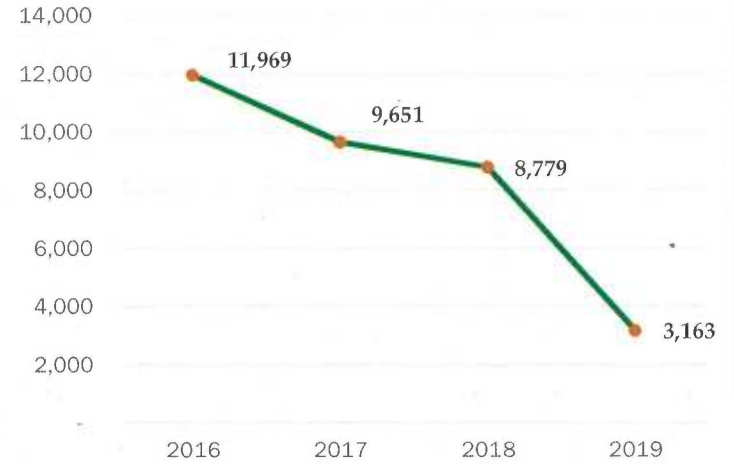


Suspensions Imposed in Calendar Year 2019

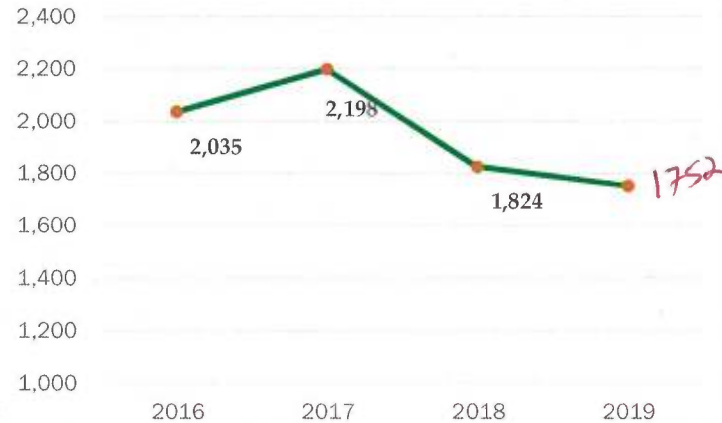
1. Total Suspensions Imposed



1A. Nonpayment of a Traffic Violation



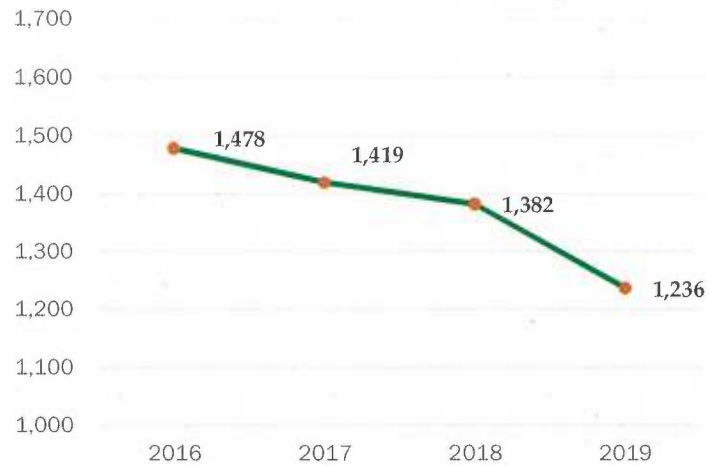
1B. Accumulation of Points Against a Person's Driving Record



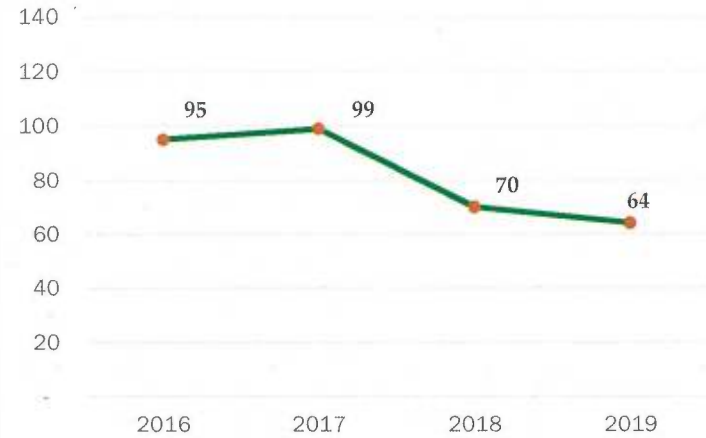
1C. Criminal DUI Convictions



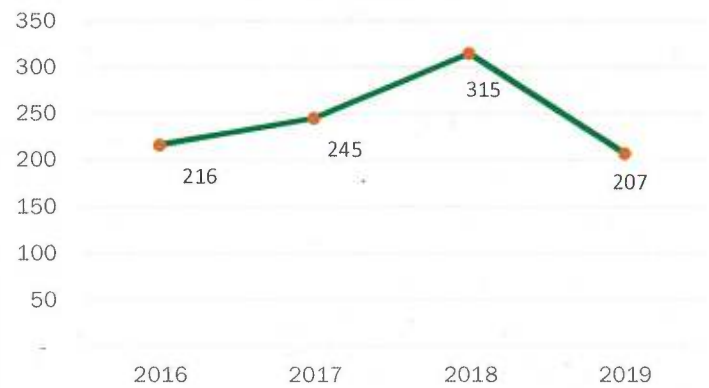
1D. Civil DUI Suspensions



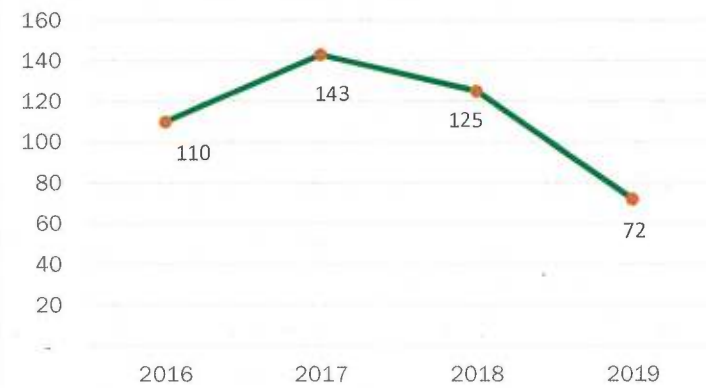
1E. Civil DUI Suspensions; Under 21

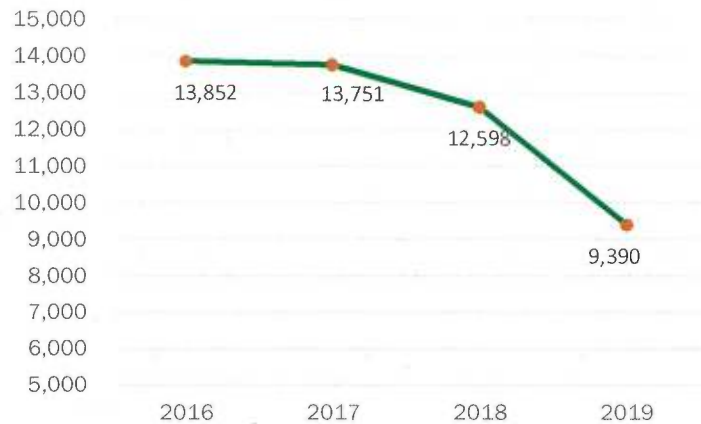


1F. Underage Alcohol Violation; Failure to Report to or Complete Diversion



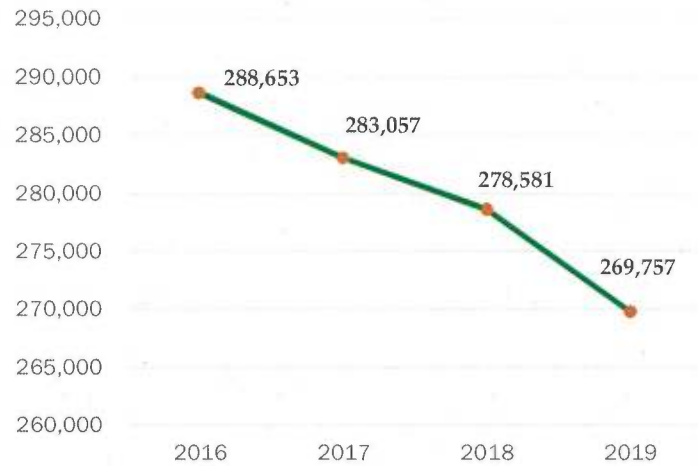
1G. Underage Marijuana Violation; Failure to Report to or Complete Diversion



2. Unique Individual Licenses Suspended

2. Unique Individual Licenses Suspended; State of Record is Vermont


Section	2016	2017	2018	2019	% Change from 2016
1	21,194	22,995	17,955	12,529	-40.88%
1A	11,969	9,651	8,779	3,163	-73.57%
1B	2,035	2,198	1,824	1,752	-13.91%
1C	1,345	1,523	1,382	1,277	-5.06%
1D	1,478	1,419	1,382	1,236	-16.37%
1E	95	99	70	64	-32.63%
1F	216	245	315	207	-4.17%
1G	110	143	125	72	-34.55%
2	13,852	13,751	12,598	9,390	-32.21%
2 (VT)	11,297	10,788	10,124	8,123	-28.10%

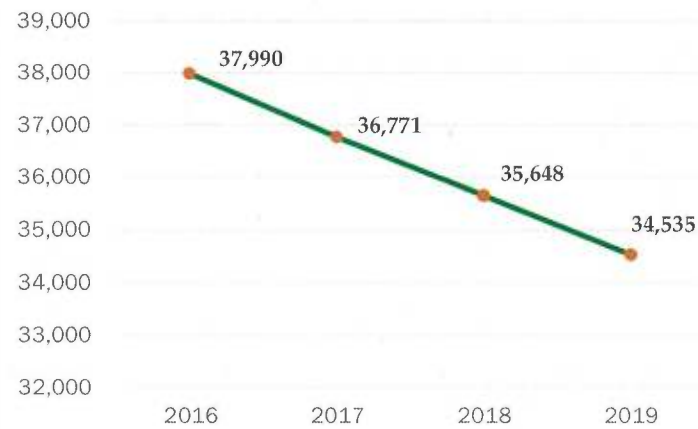
3. Total Active Suspensions in Effect



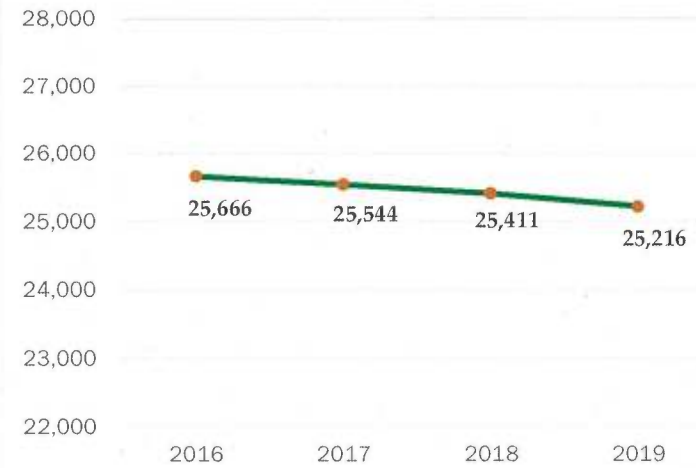
3A. Nonpayment of a Traffic Violation



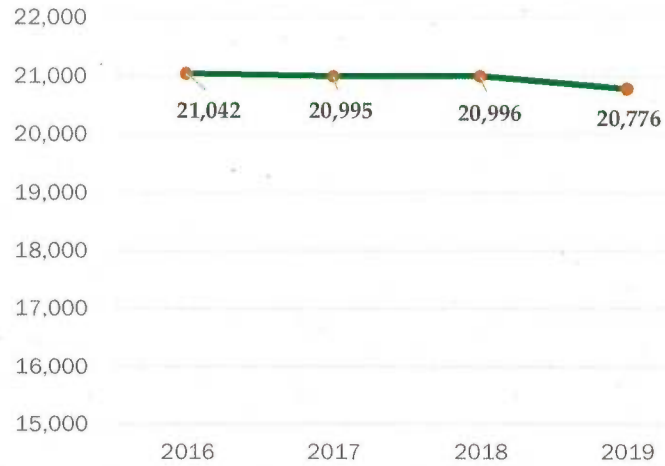
3B. Accumulation of Points Against a Person's Record



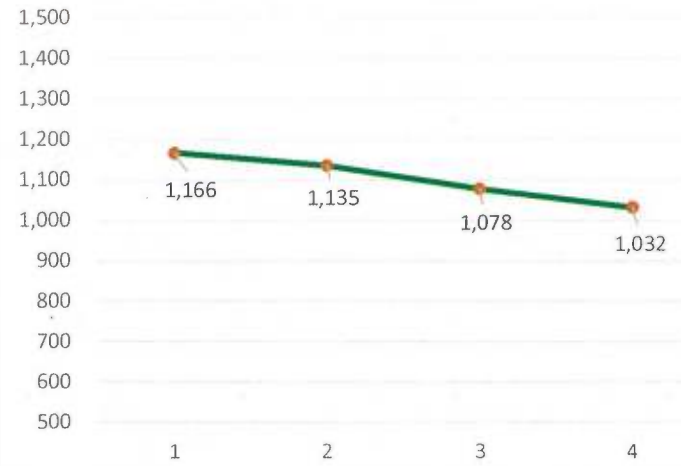
3C. Criminal DUI Convictions



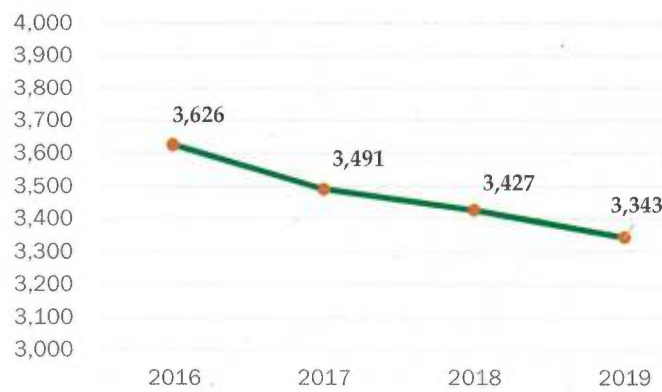
3D. Civil DUI Suspensions



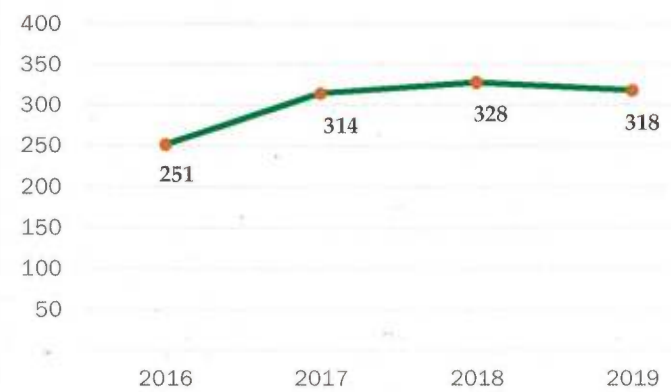
3E. Civil DUI Suspensions; Under 21

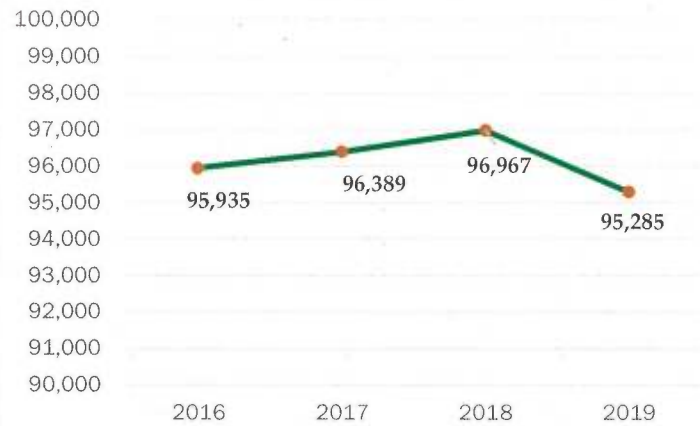


**3F. Underage Alcohol Violation;
Failure to Report to or Complete
Diversion**



**3G. Underage Marijuana Violation;
Failure to Report to or Complete
Diversion**



4. Unique Individuals with Suspensions in Effect

4. Unique Individuals with Suspensions in Effect; State of Record is Vermont


Section	2016	2017	2018	2019	% Change from 2016
3	288,653	283,057	278,581	269,757	-6.55%
3A	148,585	144,664	140,797	132,404	-10.89%
3B	37,990	36,771	35,648	34,535	-9.09%
3C	25,666	25,544	25,411	25,216	-1.75%
3D	21,042	20,995	20,996	20,776	-1.26%
3E	1,166	1,135	1,078	1,032	-11.49%
3F	3,626	3,491	3,427	3,343	-7.80%
3G	251	314	328	318	26.69%
4	95,935	96,389	96,967	95,285	-0.68%
4 VT	50,720	50,654	50,754	49,528	-2.35%