

Renter Rebate Reform Sandbox Calculator

Renter Rebate Reform Sandbox Calculator_V7.xlsx - Excel

File Home Insert Draw Page Layout Formulas Data Review View Developer Inquire Power Pivot

Annual_Income 33000

Renter Rebate Reform Sandbox Calculator

Compiled by Sean Morris and Jake Feldman

Current Renter Rebate Program

The current renter rebate payment is a function of household income and the gross rent only. It does not change based on the family size or the location of the claimant. The current program has a "cliff" at \$47,000 of household income and lesser cliffs at \$10,000 and \$25,000 of income.

Renter Rebate Reform Proposal

The reform plan would calculate the rebate as a function of household income, family size, and county.

| | | | |
|--|---------------|----------|----------|
| Household Annual Gross Income | \$33,000 | -\$1,000 | +\$1,000 |
| Monthly Gross Rent Payment | \$2,400 | -\$100 | +\$100 |
| Household Annual Gross Income Bracket | \$30K - \$35K | | |
| Avg Monthly Rent for Curr. Claimants, Inc \$30K - \$35K - Washington | \$915 | | |
| Avg Total Rebate for Curr. Claimants, Inc \$30K - \$35K - Washington | \$582 | | |
| Avg Monthly Rebate for Curr. Claimants, Inc \$30K - \$35K - Washington | \$48.5 | | |

| | |
|---|------------|
| Modified Household Annual Gross Income | \$33,000 |
| County | Washington |
| Family Size | 4 |
| Washington Median Family Income | \$77,700 |
| Washington County - 4-Person Very Low Income | \$38,850 |
| Washington County - 4-Person Extremely Low Income | \$25,100 |

Current Renter Rebate Amount: \$3,000

Reform Renter Rebate Amount: \$821

Current Rebate Payment Structure

Current Law Renter Rebate

Current Vs. Reform Rebate Amounts

The reform plan is sensitive to family size.

| Household Size | Current Rebate Amount | Reform Rebate Amount |
|----------------|-----------------------|----------------------|
| 1 | \$3,000 | \$0 |
| 3 | \$3,000 | \$229 |
| 4+ | \$3,000 | \$821 |

Washington County 4-Person Family Income Benchmarks

Annual Modified Gross Income

100k
90k
80k
70k
60k
50k
40k
30k
20k
10k
0

Median Family Income

Very Low Income

Selected Income

Extremely Low Income

Cells in the workbook are locked for ease of use (can be unlocked in the "Review" Tab)

Calculator HUD Income Limits Rebate Amounts PR-141 LC-142 HI-144 Income Bracket Amounts

95%

Renter Rebate Reform Sandbox Calculator

Compiled by Sean Morris and Jake Feldman

Current Renter Rebate Program

The current renter rebate payment is a function of household income and the gross rent only. It does not change based on the family size or the location of the claimant. The current program has a "cliff" at \$47,000 of household income and lesser cliffs at \$10,000 and \$25,000 of income.

Renter Rebate Reform Proposal

The reform plan would calculate the rebate as a function of household income, family size, and county.

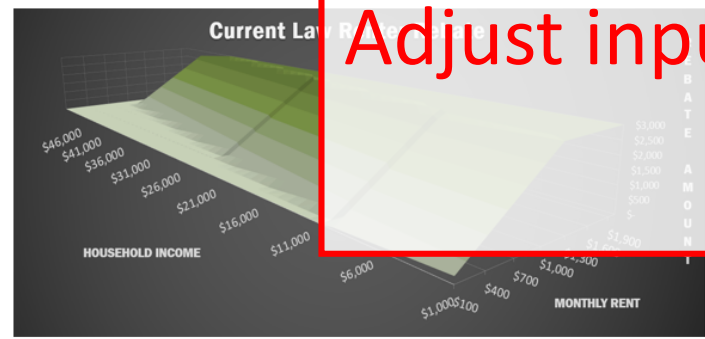
| | | | |
|--|---------------|----------|----------|
| Household Annual Gross Income | \$33,000 | -\$1,000 | +\$1,000 |
| Monthly Gross Rent Payment | \$2,400 | -\$100 | +\$100 |
| Household Annual Gross Income Bracket | \$30K - \$35K | | |
| Avg Monthly Rent for Curr. Claimants, Inc \$30K - \$35K - Washington | \$915 | | |
| Avg Total Rebate for Curr. Claimants, Inc \$30K - \$35K - Washington | \$582 | | |
| Avg Monthly Rebate for Curr. Claimants, Inc \$30K - \$35K - Washington | \$48.5 | | |

| | | | |
|---|------------|----|----|
| Modified Household Annual Gross Income | \$33,000 | | |
| County | Washington | | |
| Family Size | 4 | -1 | +1 |
| Washington Median Family Income | \$77,700 | | |
| Washington County - 4-Person Very Low Income | \$38,850 | | |
| Washington County - 4-Person Extremely Low Income | \$25,100 | | |

| | |
|------------------------------|---------|
| Current Renter Rebate Amount | \$3,000 |
|------------------------------|---------|

| | |
|-----------------------------|-------|
| Reform Renter Rebate Amount | \$821 |
|-----------------------------|-------|

Current Rebate Payment Structure

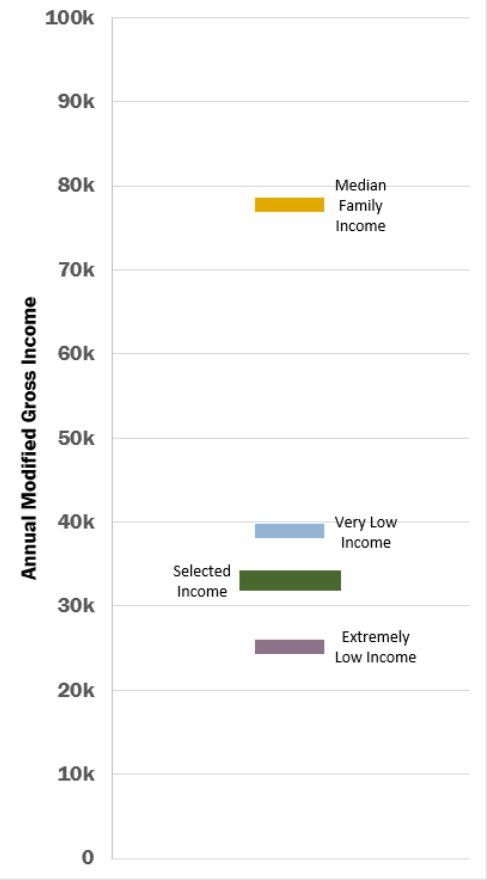


Current Vs. Reform Rebate Amounts

The reform plan is sensitive to family size.

| Household Size | Current Rebate Amount | Reform Rebate Amount |
|----------------|-----------------------|----------------------|
| 1 | \$3,000 | \$0 |
| 2 | \$3,000 | \$0 |
| 3 | \$3,000 | \$225 |
| 4+ | \$3,000 | \$821 |

Washington County 4-Person Family Income Benchmarks



Adjust input cells with buttons

Renter Rebate Reform Sandbox Calculator

Compiled by Sean Morris and Jake Feldman

Current Renter Rebate Program

The current renter rebate payment is a function of household income and the gross rent only. It does not change based on the family size or the location of the claimant. The current program has a "cliff" at \$47,000 of household income and lesser cliffs at \$10,000 and \$25,000 of income.

Renter Rebate Reform Proposal

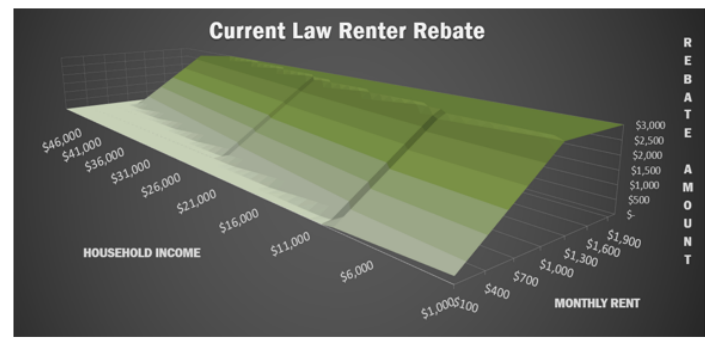
The reform plan would calculate the rebate as a function of household income, family size, and county.

| | | | |
|--|---------------|----------|----------|
| Household Annual Gross Income | \$33,000 | -\$1,000 | +\$1,000 |
| Monthly Gross Rent Payment | \$2,400 | -\$100 | +\$100 |
| Household Annual Gross Income Bracket | \$30K - \$35K | | |
| Avg Monthly Rent for Curr. Claimants, Inc \$30K - \$35K - Washington | \$915 | | |
| Avg Total Rebate for Curr. Claimants, Inc \$30K - \$35K - Washington | \$582 | | |
| Avg Monthly Rebate for Curr. Claimants, Inc \$30K - \$35K - Washington | \$48 | | |

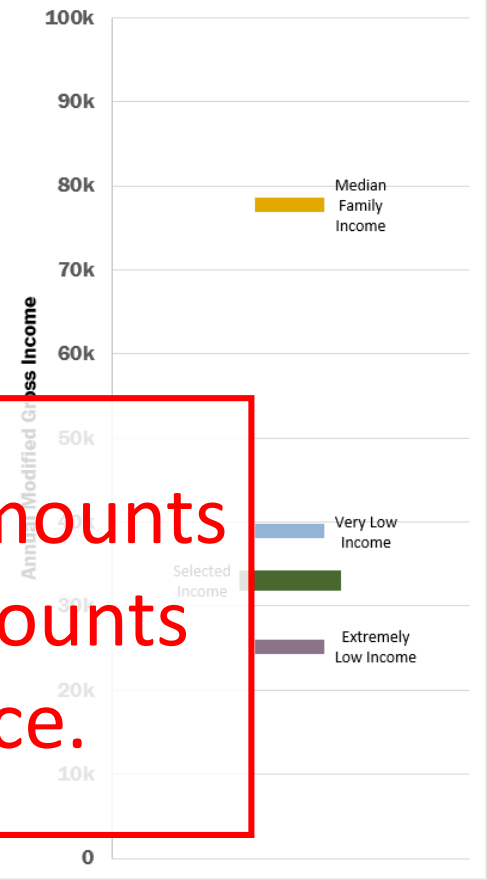
| | | | |
|---|------------|----|----|
| Modified Household Annual Gross Income | \$33,000 | | |
| County | Washington | | |
| Family Size | 4 | -1 | +1 |
| Washington Median Family Income | \$77,700 | | |
| Washington County - 4-Person Very Low Income | \$38,850 | | |
| Washington County - 4-Person Extremely Low Income | \$25,100 | | |

| | |
|------------------------------|---------|
| Current Renter Rebate Amount | \$3,000 |
|------------------------------|---------|

Current Rebate Payment Structure



Washington County 4-Person Family Income Benchmarks



Refer to average rent amounts and current rebate amounts as points of reference.

| | |
|-----------------------------|-------|
| Reform Renter Rebate Amount | \$821 |
|-----------------------------|-------|

The reform plan is sensitive to family size.

| Household Size | Household Income | Rebate Amount |
|----------------|------------------|---------------|
| 1 | \$3,000 | \$0 |
| 3 | \$3,000 | \$225 |
| 4+ | \$3,000 | \$821 |

Renter Rebate Reform Sandbox Calculator_V7.xlsx - Excel

File Home Insert Draw Page Layout Formulas Data Review View Developer Inquire Power Pivot

Annual_Income: 33000

Renter Rebate Reform Sandbox Calculator

Compiled by Sean Morris and Jake Feldman

Current Renter Rebate Program

The current renter rebate payment is a function of household income and the gross rent only. It does not change based on the family size or the location of the claimant. The current program has a "cliff" at \$47,000 of household income and lesser cliffs at \$10,000 and \$25,000 of income.

| | | | |
|--|---------------|----------|----------|
| Household Annual Gross Income | \$33,000 | -\$1,000 | +\$1,000 |
| Monthly Gross Rent Payment | \$2,400 | -\$100 | +\$100 |
| Household Annual Gross Income Bracket | \$30K - \$35K | | |
| Avg Monthly Rent for Curr. Claimants, Inc \$30K - \$35K - Washington | \$915 | | |
| Avg Total Rebate for Curr. Claimants, Inc \$30K - \$35K - Washington | \$582 | | |
| Avg Monthly Rebate for Curr. Claimants, Inc \$30K - \$35K - Washington | \$48 | | |

Current Renter Rebate Amount: \$3,000

Current Rebate Payment Structure

Renter Rebate Reform Proposal

The reform plan would calculate the rebate as a function of household income, family size, and county.

| | |
|---|------------|
| Modified Household Annual Gross Income | \$33,000 |
| County | Washington |
| Family Size | 4 |
| Washington Median Family Income | \$77,700 |
| Washington County - 4-Person Very Low Income | \$38,850 |
| Washington County - 4-Person Extremely Low Income | \$25,100 |

Reform Renter Rebate Amount: \$821

| Household Annual Gross Income | Current Rebate Amount | Reform Rebate Amount |
|-------------------------------|-----------------------|----------------------|
| 1 | \$3,000 | \$0 |
| 2 | \$3,000 | \$229 |
| 3 | \$3,000 | \$229 |
| 4+ | \$3,000 | \$821 |

Washington County 4-Person Family Income Benchmarks

Refer to current rebate payment structure as reference.

Calculator HUD Income Limits Rebate Amounts PR-141 LC-142 HI-144 Income Bracket Amounts

Renter Rebate Reform Sandbox Calculator_V7.xlsx - Excel

File Home Insert Draw Page Layout Formulas Data Review View Developer Inquire Power Pivot

Annual_Income 33000

Renter Rebate Reform Sandbox Calculator

Compiled by Sean Morris and Jake Feldman

Current Renter Rebate Program

The current renter rebate payment is a function of household income and the gross rent only. It does not change based on the family size or the location of the claimant. The current program has a "cliff" at \$47,000 of household income and lesser cliffs at \$10,000 and \$25,000 of income.

Renter Rebate Reform Proposal

The reform plan would calculate the rebate as a function of household income, family size, and county.

| | | | |
|--|---------------|----------|----------|
| Household Annual Gross Income | \$33,000 | -\$1,000 | +\$1,000 |
| Monthly Gross Rent Payment | \$2,400 | -\$100 | +\$100 |
| Household Annual Gross Income Bracket | \$30K - \$35K | | |
| Avg Monthly Rent for Curr. Claimants, Inc \$30K - \$35K - Washington | \$915 | | |
| Avg Total Rebate for Curr. Claimants, Inc \$30K - \$35K - Washington | \$582 | | |
| Avg Monthly Rebate for Curr. Claimants, Inc \$30K - \$35K - Washington | \$48 | | |

| | |
|---|------------|
| Modified Household Annual Gross Income | \$33,000 |
| County | Washington |
| Family Size | 4 |
| Washington Median Family Income | \$77,700 |
| Washington County - 4-Person Very Low Income | \$38,850 |
| Washington County - 4-Person Extremely Low Income | \$25,100 |

| | | | |
|------------------------------|---------|-----------------------------|-------|
| Current Renter Rebate Amount | \$3,000 | Reform Renter Rebate Amount | \$821 |
|------------------------------|---------|-----------------------------|-------|

Current Rebate Payment Structure

Current Vs. Reform Rebate Amounts

The reform plan is sensitive to family size.

| Household Income | Current Rebate Amount | Reform Rebate Amount |
|------------------|-----------------------|----------------------|
| 1 | \$3,000 | \$0 |
| 2 | \$3,000 | \$0 |
| 3 | \$3,000 | \$229 |
| 4+ | \$3,000 | \$821 |

Washington County 4-Person Family Income Benchmarks

Annual Modified Gross Income

100k
90k
80k
70k
60k
50k
40k
30k
20k
10k
0

Median Family Income
Very Low Income
Selected Income
Extremely Low Income

Inputs are shown in graph at right.

Calculator HUD Income Limits Rebate Amounts PR-141 LC-142 HI-144 Income Bracket Amounts

95%

Renter Rebate Reform Sandbox Calculator

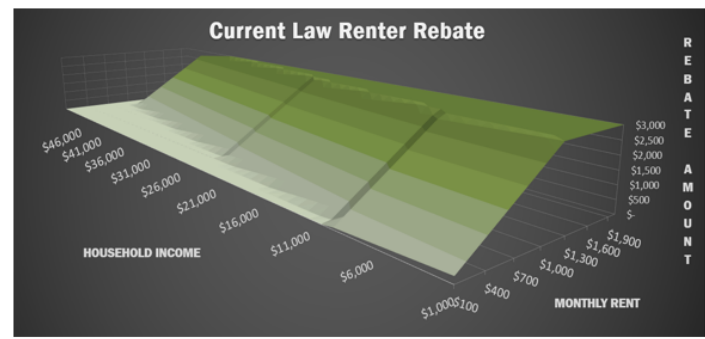
Current Renter Rebate Program

The current renter rebate payment is a function of household income and the gross rent only. It does not change based on the family size or the location of the claimant. The current program has a "cliff" at \$47,000 of household income and lesser cliffs at \$10,000 and \$25,000 of income.

| | | | |
|--|---------------|--------|--------|
| Household Annual Gross Income | \$33,000 | -1,000 | +1,000 |
| Monthly Gross Rent Payment | \$2,400 | -100 | +100 |
| Household Annual Gross Income Bracket | \$30K - \$35K | | |
| Avg Monthly Rent for Curr. Claimants, Inc \$30K - \$35K - Washington | \$915 | | |
| Avg Total Rebate for Curr. Claimants, Inc \$30K - \$35K - Washington | \$582 | | |
| Avg Monthly Rebate for Curr. Claimants, Inc \$30K - \$35K - Washington | \$48 | | |

| | |
|------------------------------|---------|
| Current Renter Rebate Amount | \$3,000 |
|------------------------------|---------|

Current Rebate Payment Structure



Renter Rebate Reform Proposal

The reform plan would calculate the rebate as a function of household income, family size, and county.

Compare Current Vs. Reform Amounts in table below

| | |
|-----------------------------|-------|
| Reform Renter Rebate Amount | \$821 |
|-----------------------------|-------|

Current Vs. Reform Rebate Amounts

The reform plan is sensitive to family size.

| Household Size | Current Rebate Amount | Reform Rebate Amount |
|----------------|-----------------------|----------------------|
| 1 | \$3,000 | \$0 |
| 2 | \$3,000 | \$0 |
| 3 | \$3,000 | \$229 |
| 4+ | \$3,000 | \$821 |

