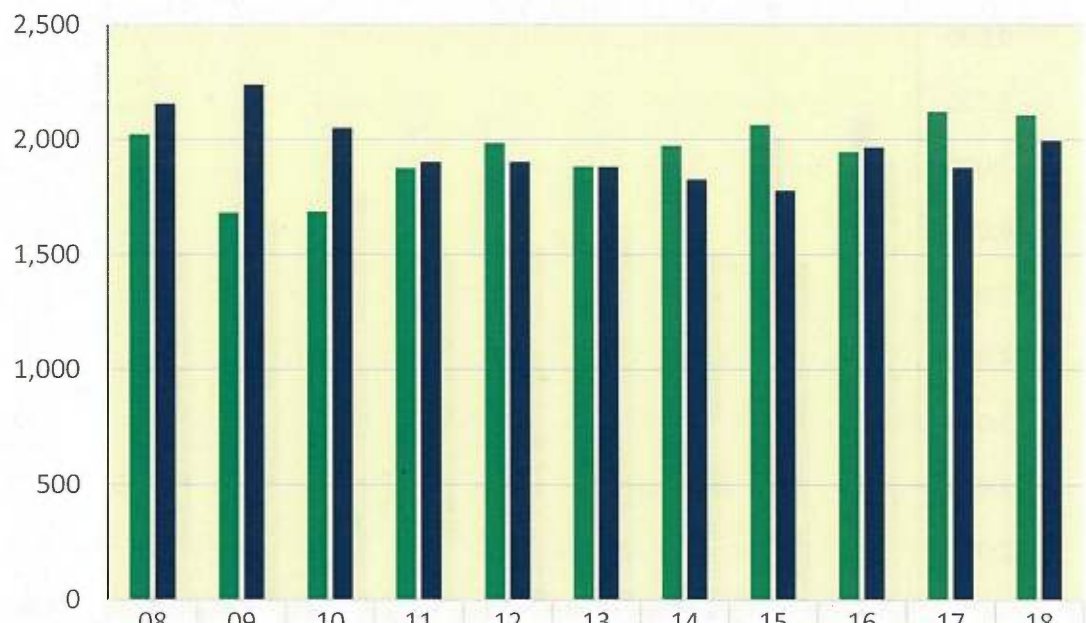


Doug Hoffer 2/28/19

VT Establishments - Opening and Closing

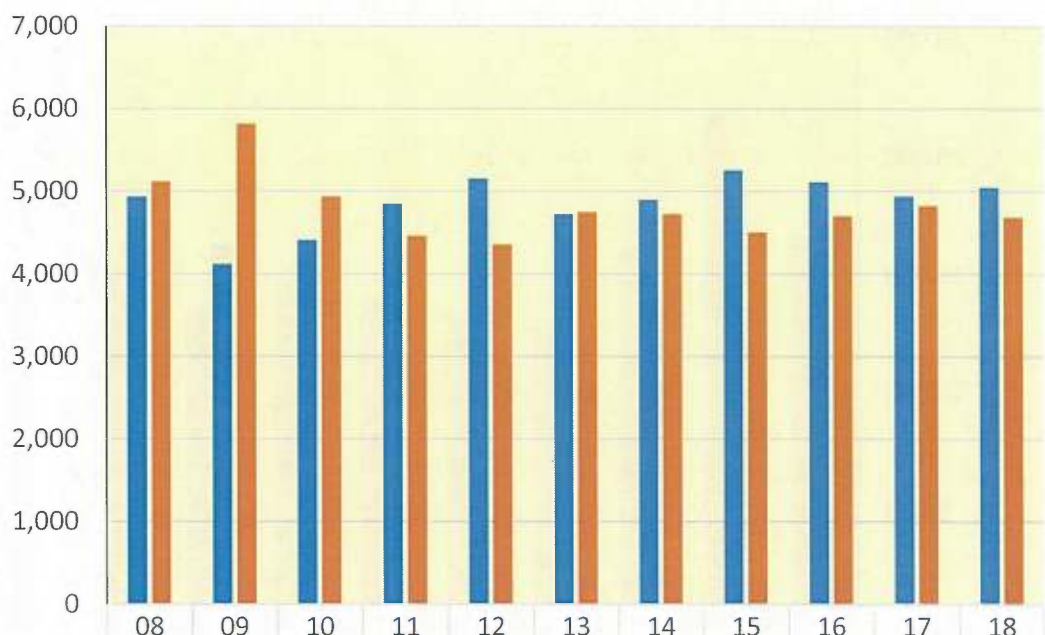
(Source: VT DOL)



Opening	2,022	1,682	1,686	1,875	1,985	1,882	1,973	2,063	1,945	2,119	2,104
Closing	2,156	2,238	2,050	1,901	1,901	1,881	1,825	1,777	1,964	1,876	1,993

VT Establishments - Expanding and Contracting

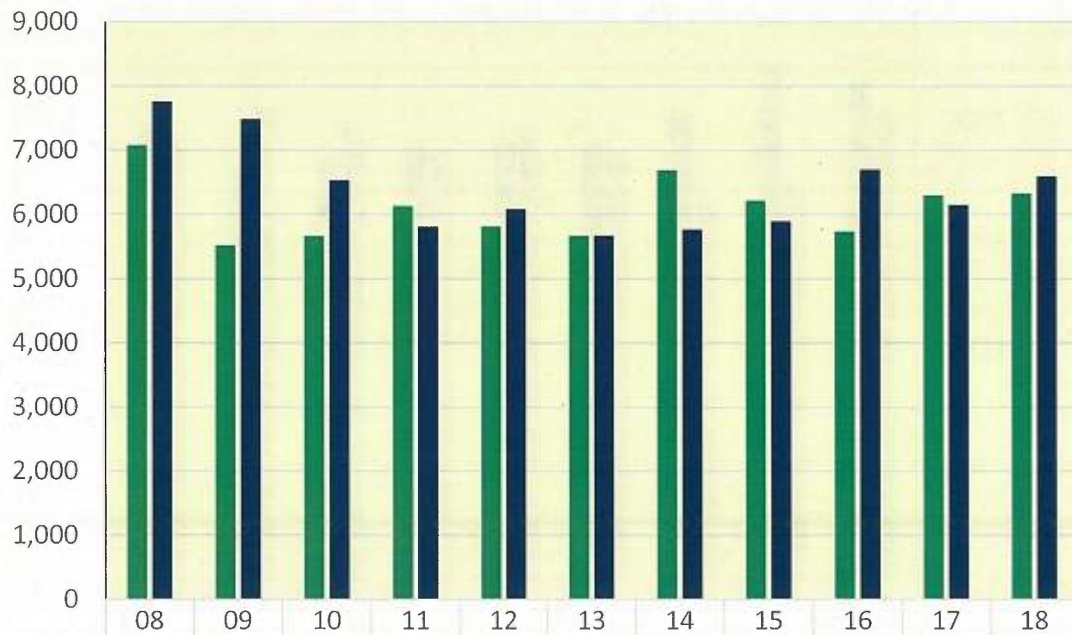
(Source: VT DOL)



Expanding	4,933	4,117	4,405	4,847	5,154	4,722	4,896	5,255	5,111	4,934	5,046
Contracting	5,116	5,815	4,933	4,456	4,351	4,745	4,720	4,502	4,698	4,823	4,683

Jobs Gained and Lost from Openings and Closings

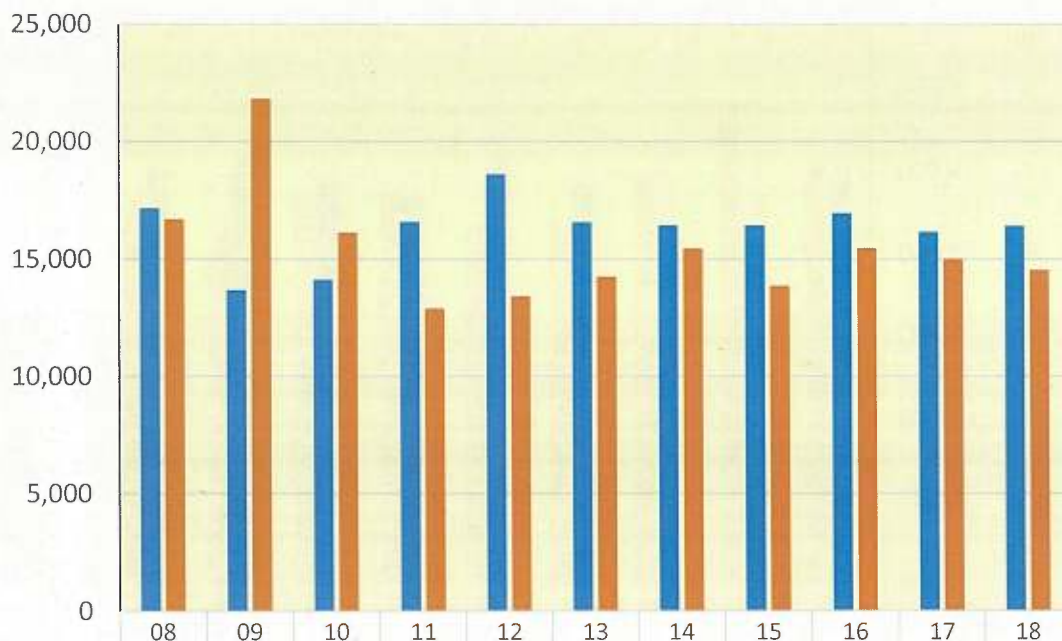
(Source: VT DOL)



Opening	7,080	5,521	5,665	6,133	5,816	5,671	6,695	6,220	5,737	6,298	6,327
Closing	7,757	7,483	6,533	5,810	6,084	5,673	5,764	5,896	6,696	6,151	6,595

Jobs Gained and Lost from Expansions and Contractions

(Source: VT DOL)



Expanding	17,180	13,696	14,125	16,592	18,617	16,574	16,434	16,441	16,952	16,160	16,419
Contracting	16,710	21,826	16,141	12,895	13,431	14,258	15,465	13,871	15,478	15,015	14,529