

Office of the Defender General

Fiscal Year 2021 Budget

Caseload, Performance and Cost Per Case

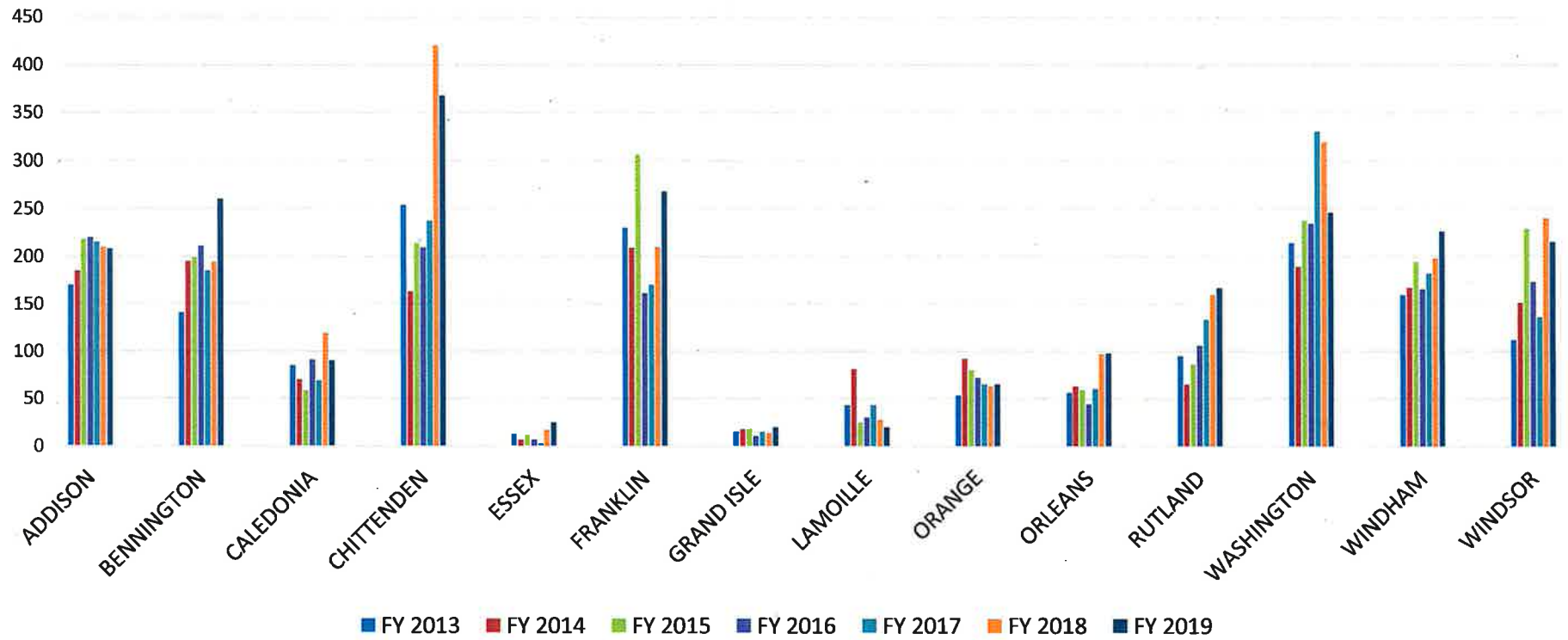
January 2020

Table of Contents

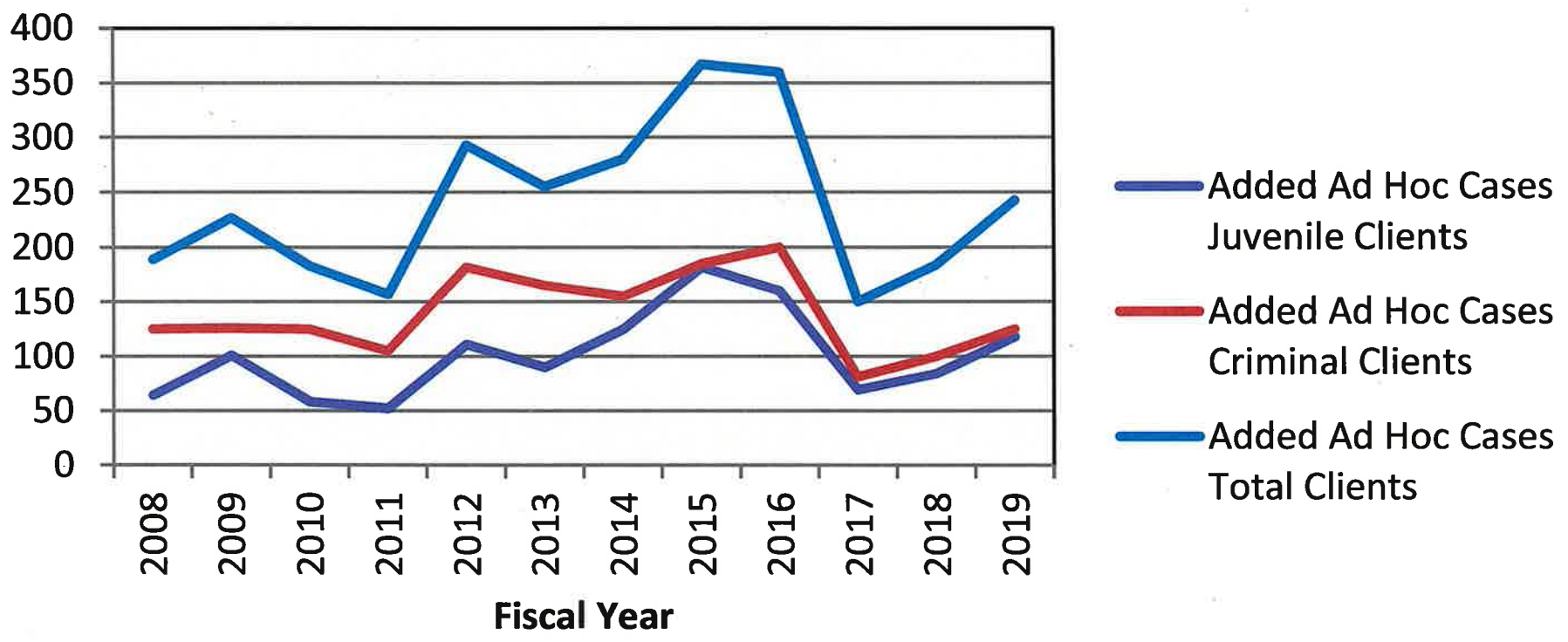
| | Page |
|---|------|
| Public Defense Total Added Cases FY 2019 | 1 |
| Public Defense Total Added Juvenile Cases FY 2013 – FY 2019 | 2 |
| Ad Hoc Added Cases FY 2008 – FY 2019 | 3 |
| Ad Hoc Total Added Juvenile Cases FY 2013 – FY 2019 | 4 |
| Assigned Counsel Judicial Evaluations 2010 - 2018 | |
| Motions/Law - Criminal Division | 5 |
| Plea Bargaining & Sentencing - Criminal Division | 5 |
| Courtroom Skill - Criminal Division | 6 |
| Motions/Law - Family Division | 6 |
| Effective Representation – Family Division | 7 |
| Courtroom Skill - Family Division | 7 |
| Client Relationship | 8 |
| Professionalism | 8 |
| Cost per Lawyer Equivalent Caseload (PD Staff, PD Contractors, AC Contractors, Ad Hoc) FY 2019 | 9 |
| Blended Cost Per Case (Public Defense, Assigned Counsel Contractors & Ad Hoc Counsel) 2009 – 2018 | 10 |

| PUBLIC DEFENDER - TOTAL ADDED CASES - FY 2019 | | | | | | | | | | | | | | |
|---|--------|-------|-------------|-------|----------|-------|-------|-------|-------|-------|---------|-------|-----------|-------|
| | FELONY | | MISDEMEANOR | | JUVENILE | | OTHER | | TOTAL | | FY 2018 | | % INC/DEC | |
| | CHGS | CASES | CHGS | CASES | CHGS | CASES | CHGS | CASES | CHGS | CASES | CHGS | CASES | CHGS | CASES |
| ADDISON | 92 | 70 | 316 | 159 | 278 | 208 | 31 | 22 | 717 | 459 | 685 | 458 | 4.7 | 0.2 |
| MARSH | 0 | 0 | 0 | 0 | 278 | 208 | 0 | 0 | 278 | 208 | 214 | 208 | 29.9 | 0.0 |
| STAFF OFFICE | 92 | 70 | 316 | 159 | 0 | 0 | 31 | 22 | 439 | 251 | 471 | 250 | -6.8 | 0.4 |
| BENNINGTON | 393 | 221 | 958 | 531 | 329 | 260 | 124 | 47 | 1804 | 1059 | 1740 | 903 | 3.7 | 17.3 |
| CALEDONIA | 211 | 126 | 772 | 406 | 125 | 90 | 130 | 52 | 1238 | 674 | 1150 | 636 | 7.7 | 6.0 |
| CHITTENDEN | 791 | 559 | 2970 | 1847 | 573 | 368 | 178 | 124 | 4512 | 2898 | 4017 | 2748 | 12.3 | 5.5 |
| ESSEX | 49 | 34 | 103 | 50 | 27 | 25 | 19 | 12 | 198 | 121 | 175 | 107 | 13.1 | 13.1 |
| FRANKLIN/GRAND ISLE | 217 | 166 | 1174 | 818 | 379 | 288 | 177 | 101 | 1947 | 1373 | 1876 | 1216 | 3.8 | 12.9 |
| FRANKLIN | 211 | 160 | 1111 | 769 | 352 | 268 | 168 | 95 | 1842 | 1292 | 1664 | 1134 | 10.7 | 13.9 |
| GRAND ISLE | 6 | 6 | 63 | 49 | 27 | 20 | 9 | 6 | 105 | 81 | 212 | 82 | -50.5 | -1.2 |
| LAMOILLE | 42 | 33 | 251 | 159 | 24 | 20 | 23 | 22 | 340 | 234 | 255 | 182 | 33.3 | 28.6 |
| ORANGE | 68 | 55 | 292 | 161 | 108 | 65 | 31 | 18 | 499 | 299 | 507 | 310 | -1.6 | -3.5 |
| ORLEANS | 259 | 180 | 968 | 405 | 187 | 98 | 117 | 36 | 1531 | 719 | 1279 | 675 | 19.7 | 6.5 |
| RUTLAND | 352 | 239 | 1037 | 574 | 204 | 166 | 131 | 64 | 1724 | 1043 | 1812 | 1046 | -4.9 | -0.3 |
| WASHINGTON | 368 | 232 | 1247 | 641 | 307 | 246 | 134 | 89 | 2056 | 1208 | 1740 | 1141 | 18.2 | 5.9 |
| WINDHAM | 259 | 180 | 1255 | 607 | 287 | 226 | 248 | 128 | 2049 | 1141 | 2116 | 1095 | -3.2 | 4.2 |
| WINDSOR | 336 | 227 | 947 | 441 | 239 | 215 | 263 | 172 | 1785 | 1055 | 1838 | 1048 | -2.9 | 0.7 |
| TOTAL | 3437 | 2322 | 12290 | 6799 | 3067 | 2275 | 1606 | 887 | 20400 | 12283 | 19190 | 11565 | 6.3 | 6.2 |
| FY 2018 | 3301 | 2239 | 11373 | 6108 | 2688 | 2288 | 1829 | 932 | 19190 | 11565 | | | | |
| % INC/DEC | 4.1 | 3.7 | 8.1 | 11.3 | 14.1 | -0.6 | -12.2 | -4.8 | 6.3 | 6.2 | | | | |

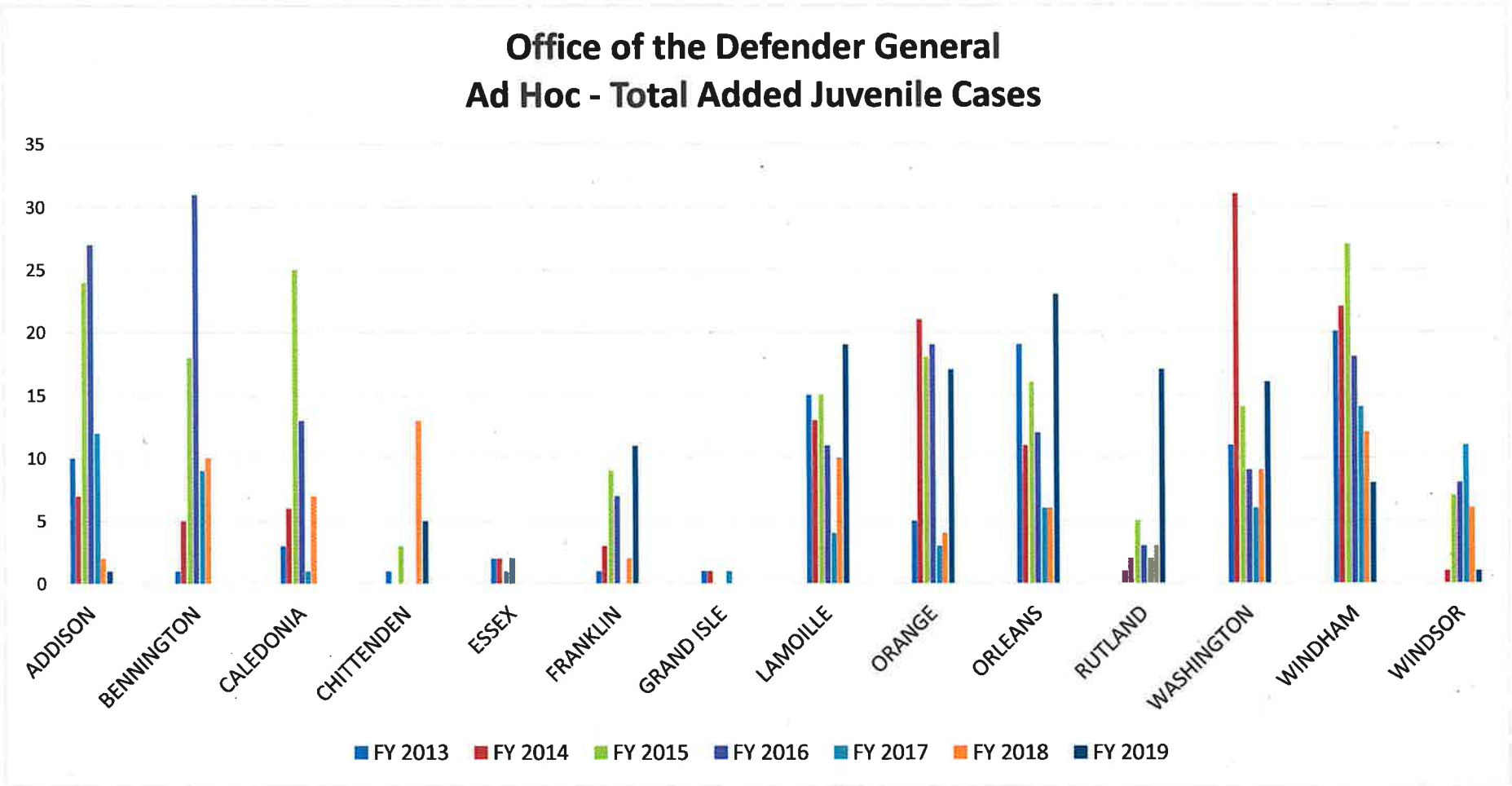
Office of the Defender General Public Defense - Total Added Juvenile Cases



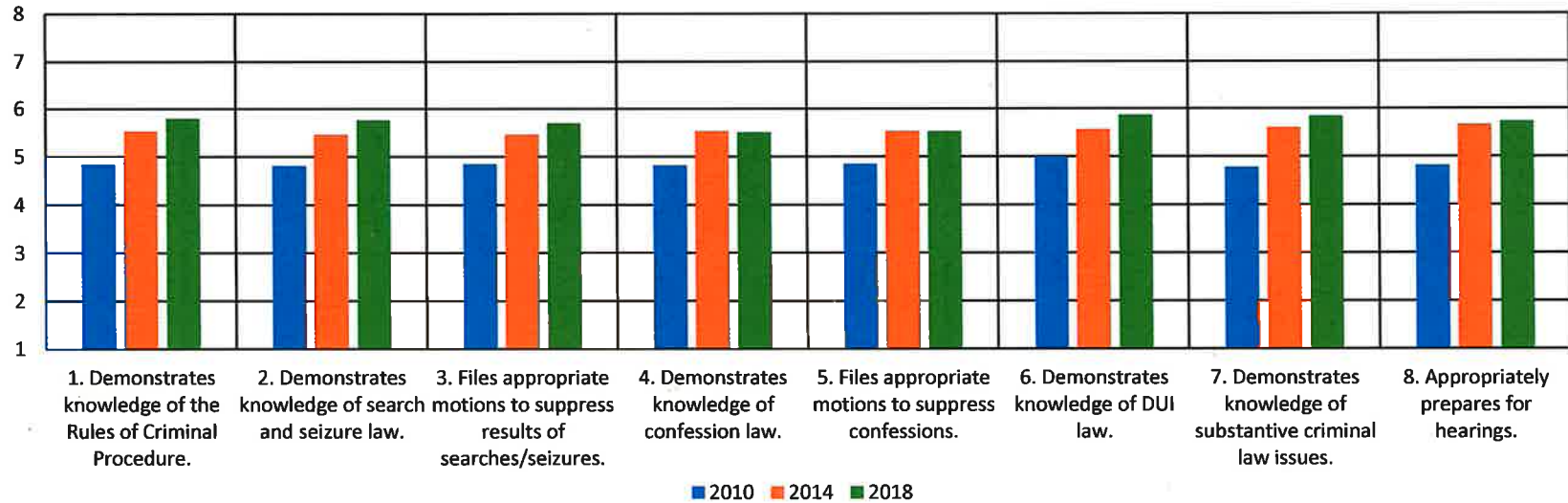
Office of the Defender General Ad Hoc Added Cases



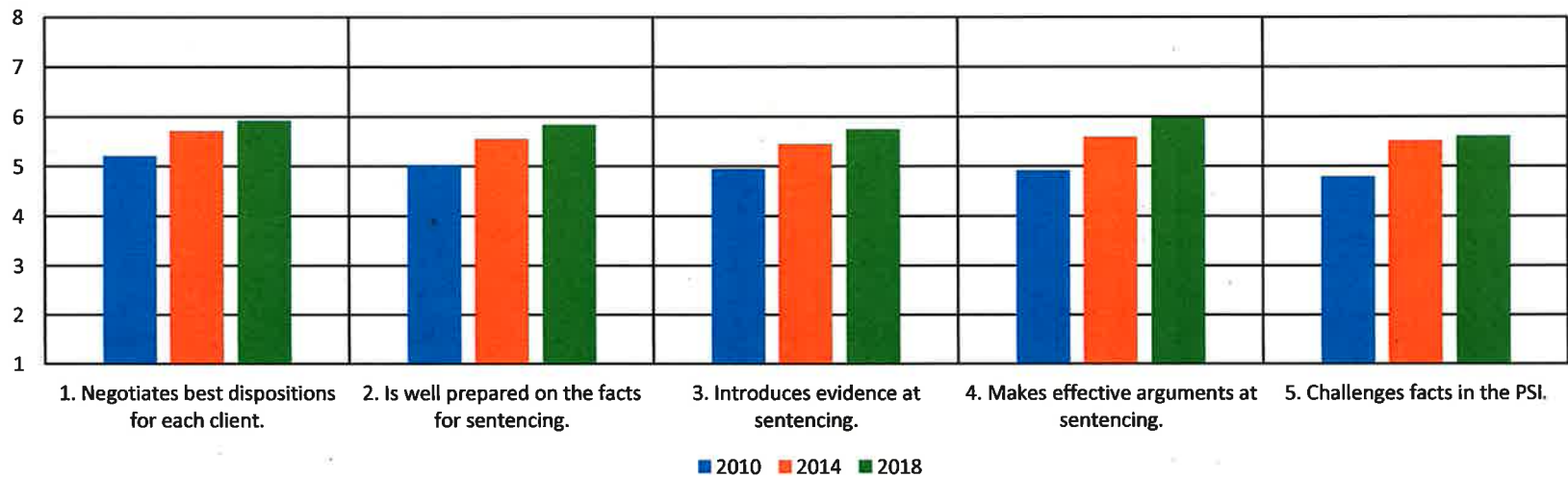
Office of the Defender General Ad Hoc - Total Added Juvenile Cases



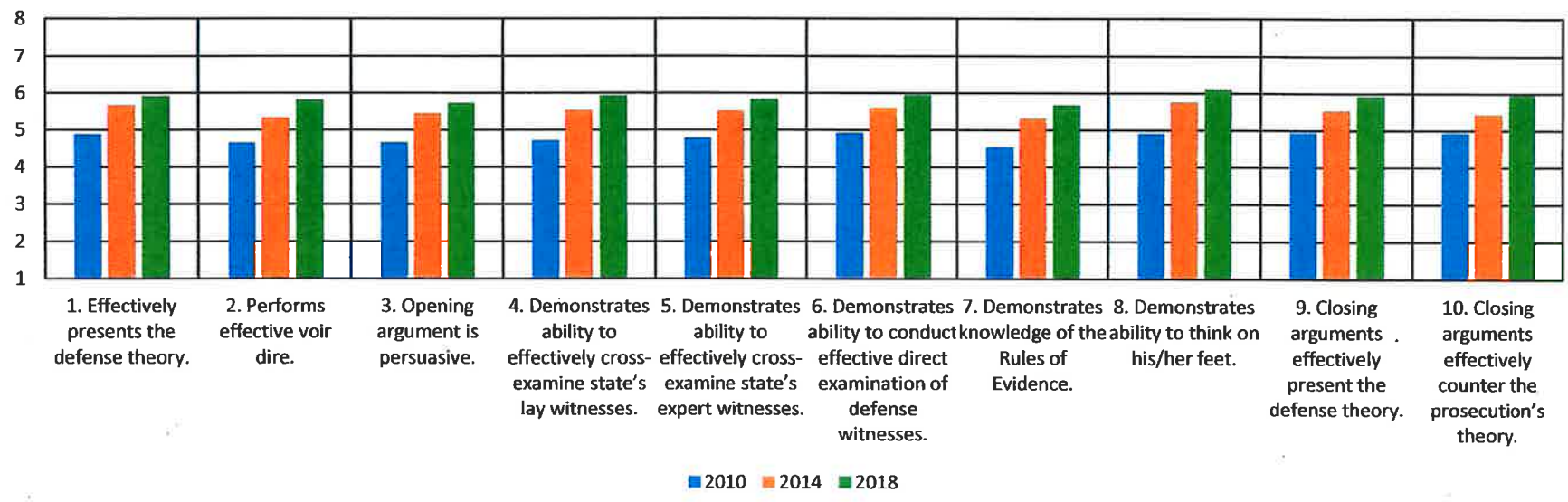
OFFICE OF THE DEFENDER GENERAL: ASSIGNED COUNSEL JUDICIAL AVERAGE RATINGS 2010-2018
Motions / Law - Criminal Division



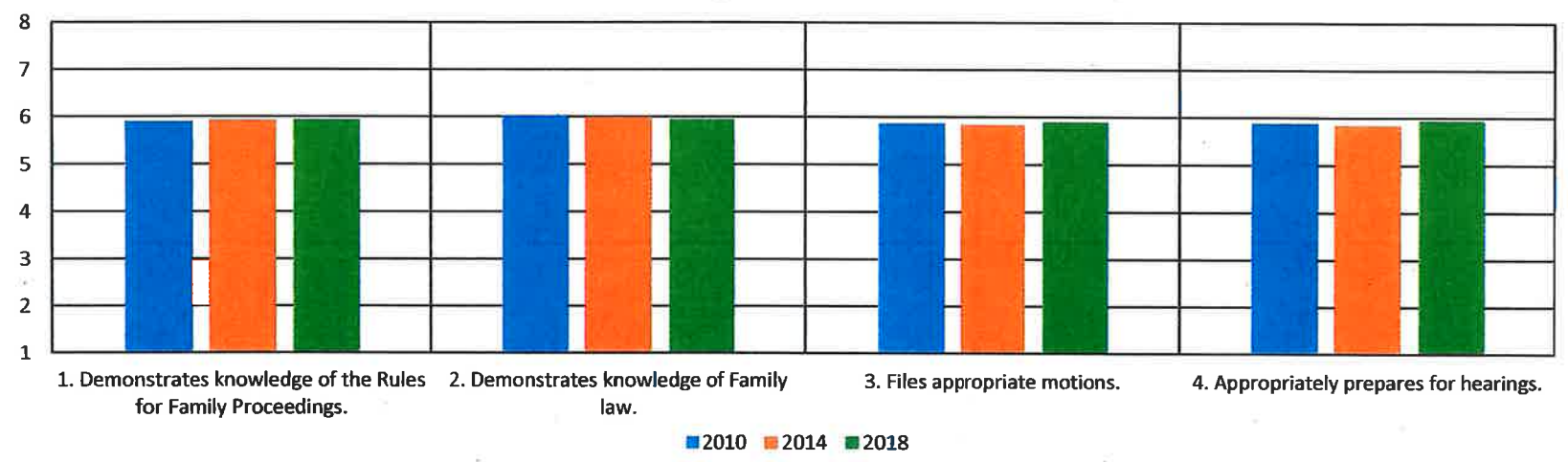
OFFICE OF THE DEFENDER GENERAL: ASSIGNED COUNSEL JUDICIAL AVERAGE RATINGS 2010-2018
Plea Bargaining & Sentencing - Criminal Division



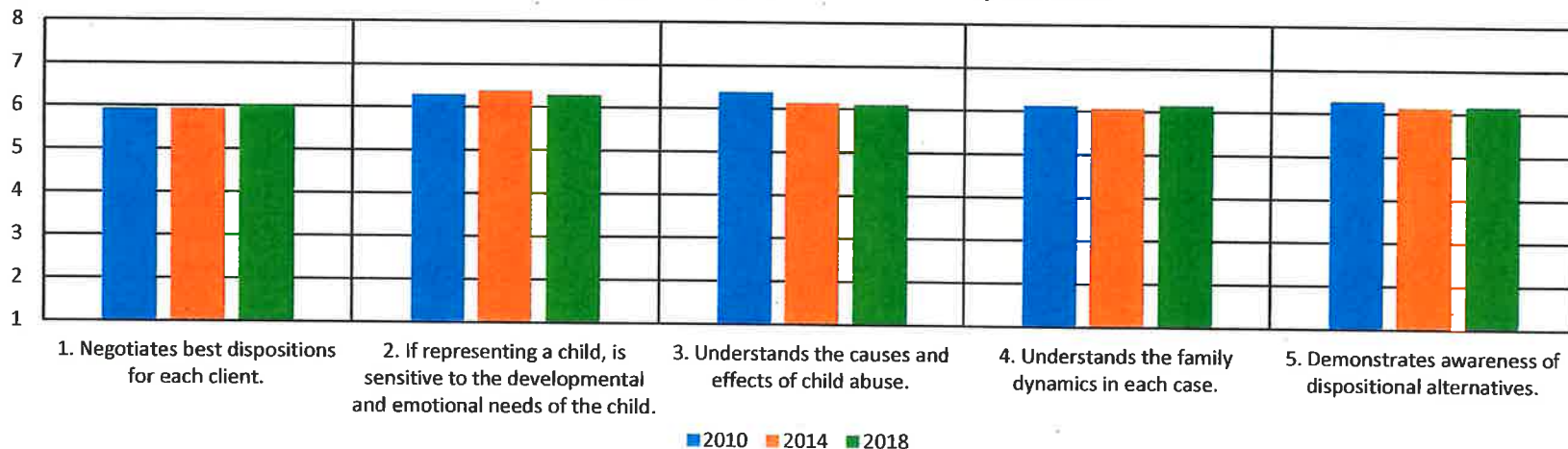
OFFICE OF THE DEFENDER GENERAL: ASSIGNED COUNSEL JUDICIAL AVERAGE RATINGS 2010-2018
Courtroom Skill - Criminal Division



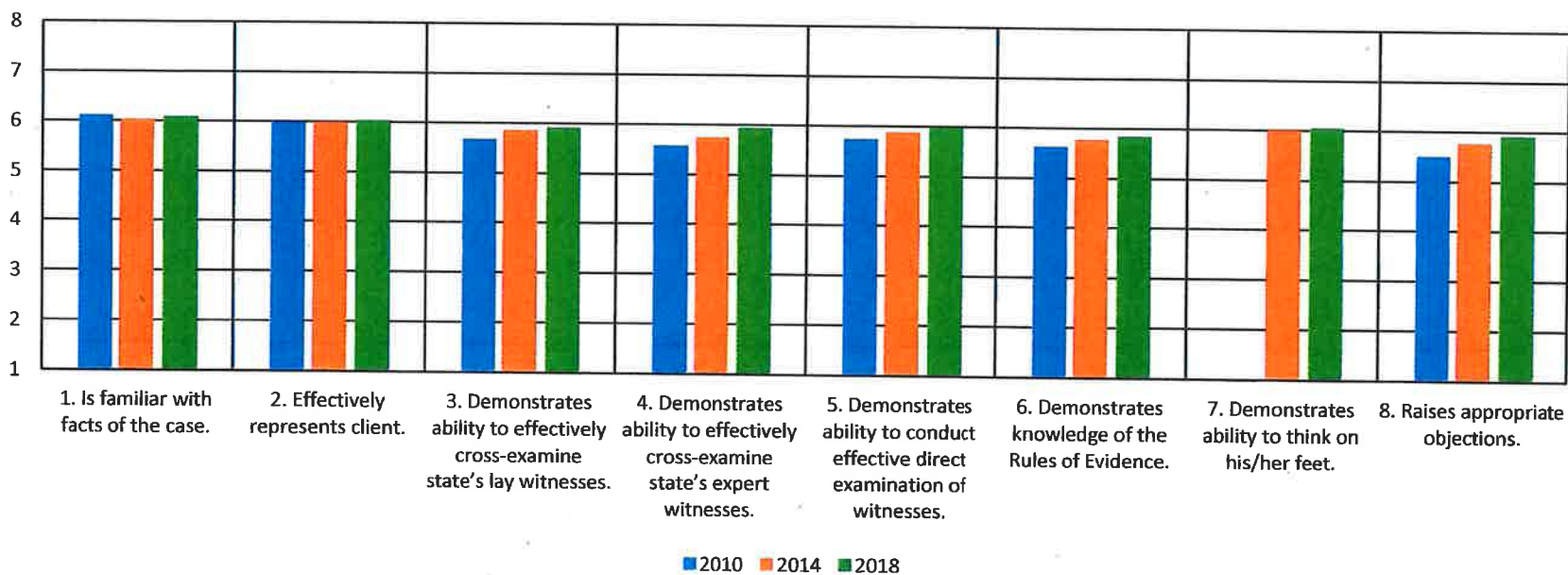
OFFICE OF THE DEFENDER GENERAL: ASSIGNED COUNSEL JUDICIAL AVERAGE RATINGS 2010-2018
Motions / Law - Family Division



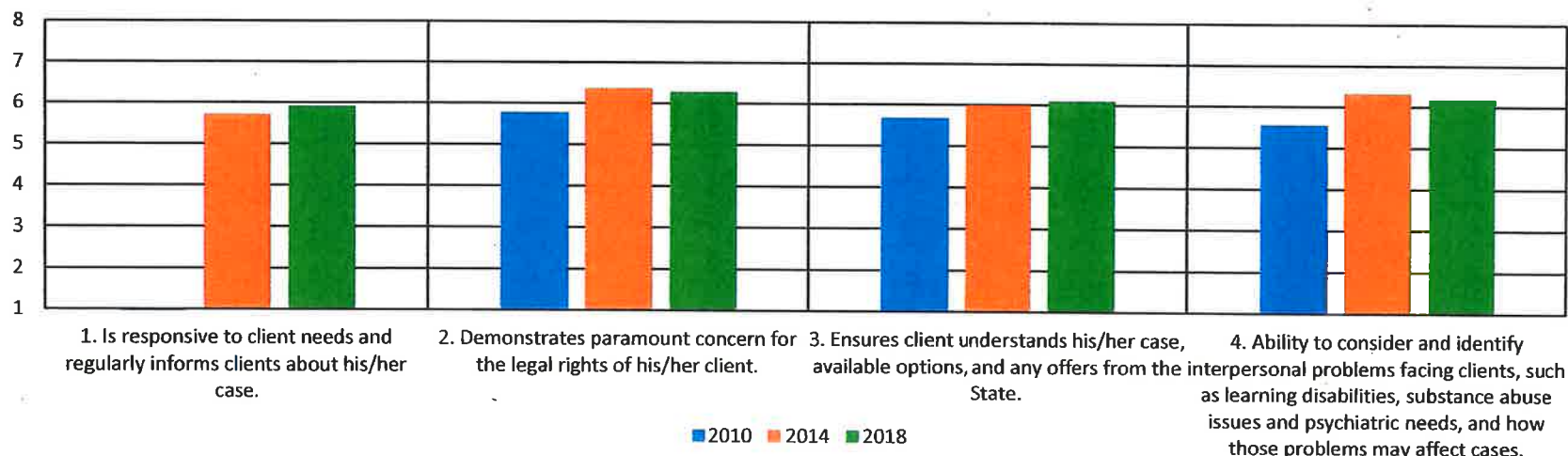
OFFICE OF THE DEFENDER GENERAL: ASSIGNED COUNSEL JUDICIAL AVERAGE RATINGS 2010-2018 Effective Representation - Family Division



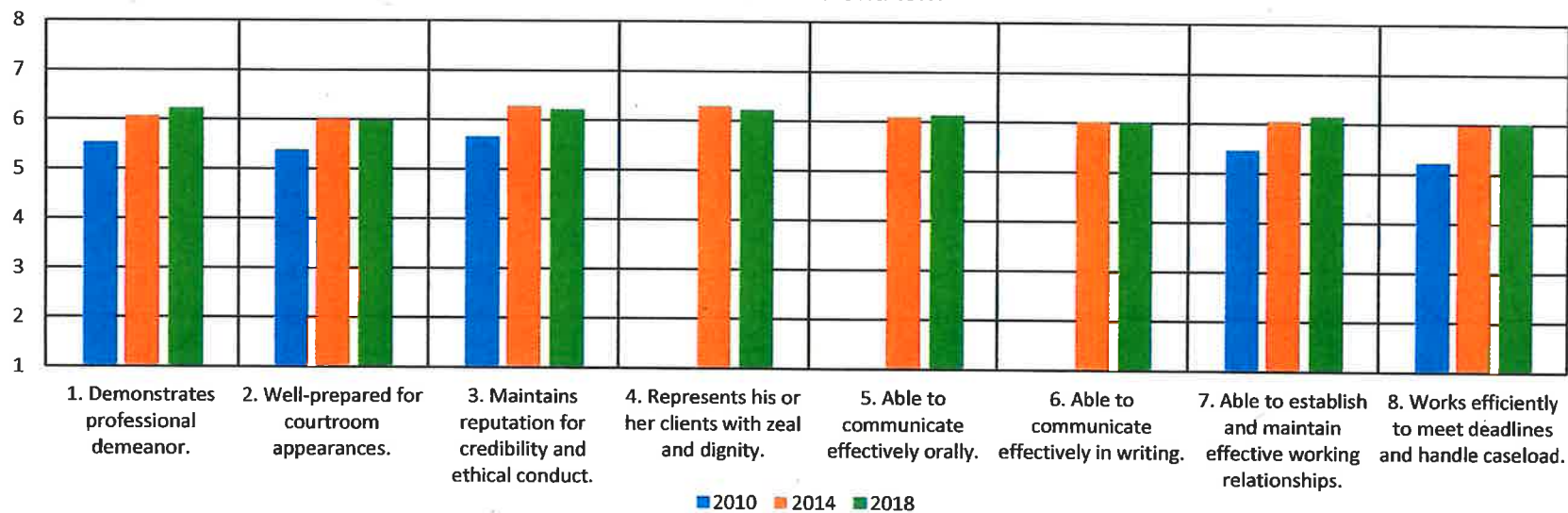
OFFICE OF THE DEFENDER GENERAL: ASSIGNED COUNSEL JUDICIAL AVERAGE RATINGS 2010-2018 Courtroom Skill - Family Division



OFFICE OF THE DEFENDER GENERAL: ASSIGNED COUNSEL JUDICIAL AVERAGE RATINGS 2010-2018 Client Relationship



OFFICE OF THE DEFENDER GENERAL: ASSIGNED COUNSEL JUDICIAL AVERAGE RATINGS 2010-2018 Professionalism



**Office of the Defender General
Cost of Legal Services per Lawyer Equivalent Caseload
Based on Calendar 2018 and FY 2019 Caseload and Cost
(includes operating expenses but
does not include third-party services)**



Office of the Defender General Blended Cost Per Case

