

Office of the Defender General

Fiscal Year 2020 Budget

Caseload, Performance and Cost Per Case

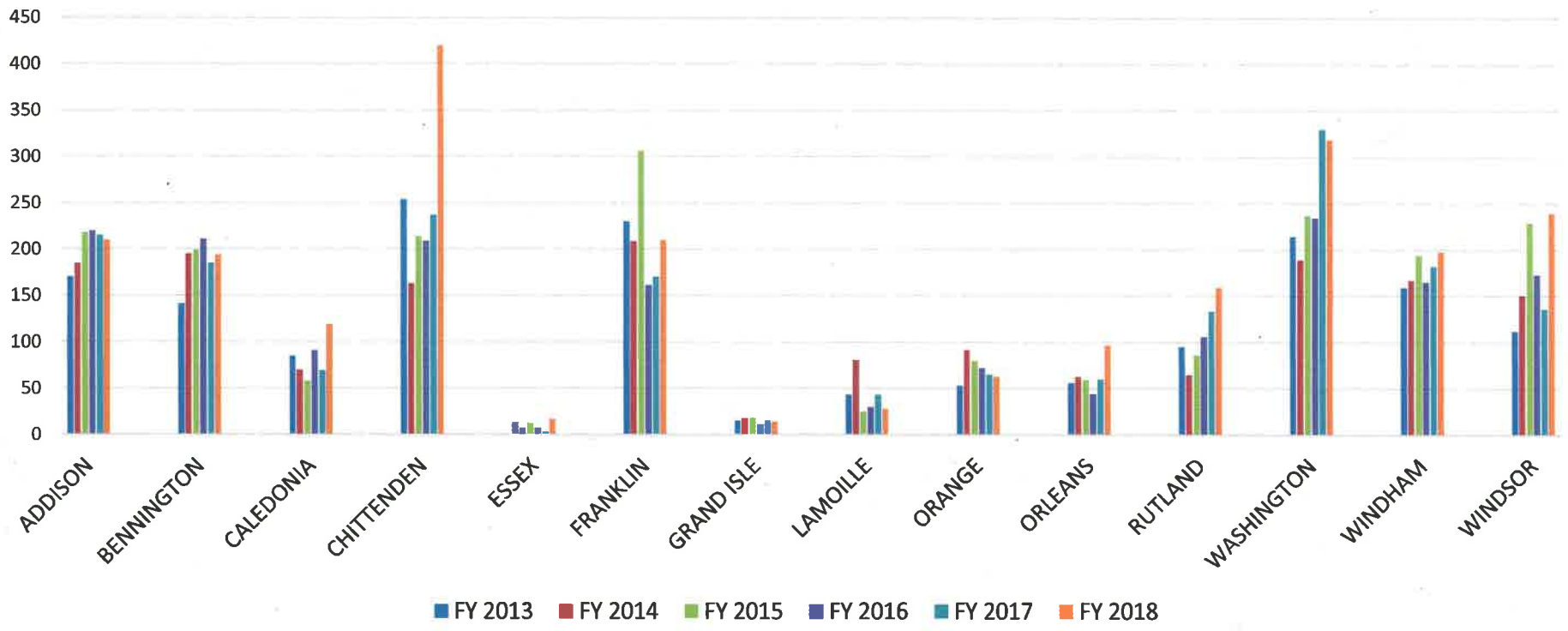
January 2019

Table of Contents

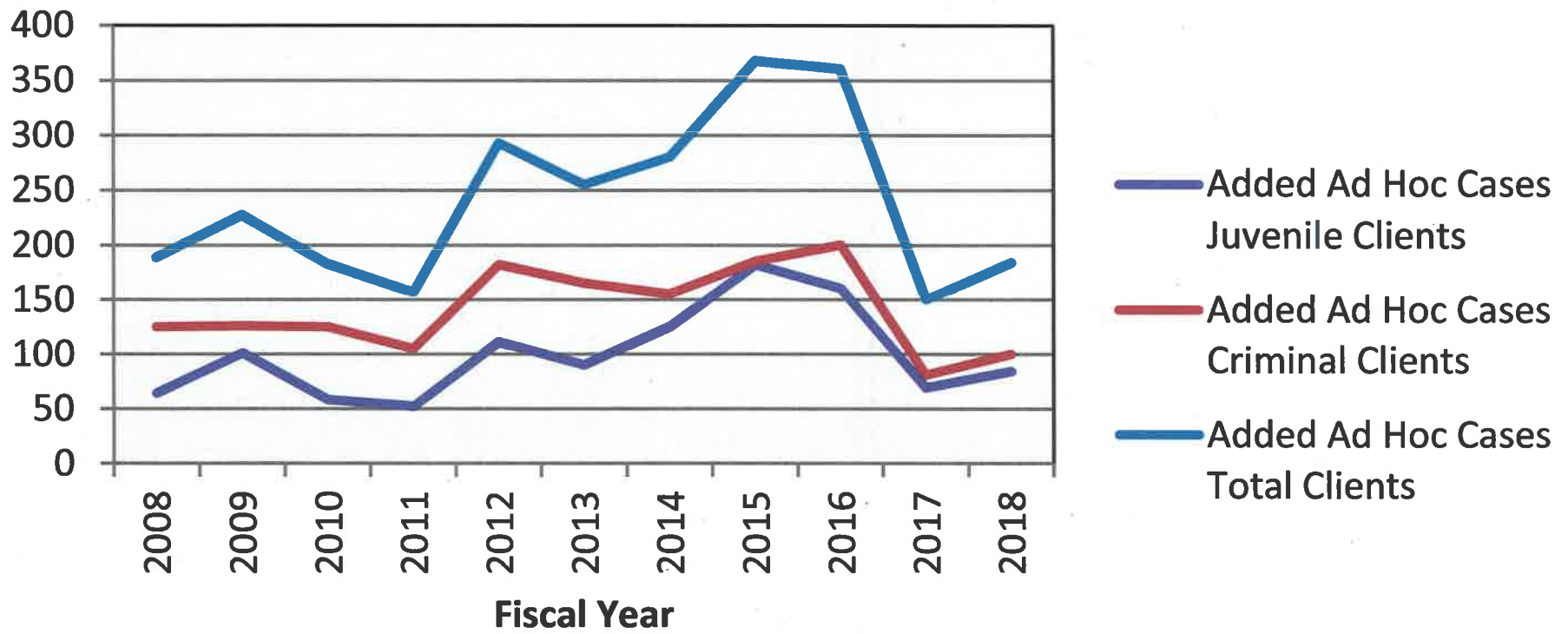
	Page
Public Defense Total Added Cases FY 2018	1
Public Defense Total Added Juvenile Cases FY 2013 – FY 2018	2
Ad Hoc Added Cases FY 2008 – FY 2018	3
Ad Hoc Total Added Juvenile Cases FY 2013 – FY 2018	4
Assigned Counsel Judicial Evaluations 2010 - 2018	
Motions/Law - Criminal Division	5
Plea Bargaining & Sentencing - Criminal Division	5
Courtroom Skill - Criminal Division	6
Motions/Law - Family Division	6
Effective Representation – Family Division	7
Courtroom Skill - Family Division	7
Client Relationship	8
Professionalism	8
Cost per Lawyer Equivalent Caseload (PD Staff, PD Contractors, AC Contractors, Ad Hoc) FY 2018	9
Blended Cost Per Case (Public Defense, Assigned Counsel Contractors & Ad Hoc Counsel) 2009 – 2017	10

PUBLIC DEFENDER - TOTAL ADDED CASES - FY 2018															
	FELONY		MISDEMEANOR		JUVENILE		OTHER		TOTAL		FY 2017		% INC/DEC		
	CHGS	CLTS	CHGS	CLTS	CHGS	CLTS	CHGS	CLTS	CHGS	CLTS	CHGS	CLTS	CHGS	CLTS	
ADDISON	83	63	362	169	215	210	26	18	685	458	785	552	-12.7	-17.0	
MARSH	0	0	0	0	214	208	0	0	214	208	232	215	-7.8	-3.3	
STAFF OFFICE	83	63	362	169	0	0	26	18	471	250	553	337	-14.8	-25.8	
BENNINGTON	313	188	981	432	235	194	211	89	1740	903	1932	895	-9.9	0.9	
CALEDONIA	163	102	713	354	130	119	144	61	1150	636	854	466	34.7	36.5	
CHITTENDEN	737	550	2605	1648	500	420	175	130	4017	2748	4331	2897	-7.3	-5.1	
ESSEX	32	26	92	43	18	17	33	21	175	107	137	63	27.7	69.8	
FRANKLIN/GRAND ISLE	238	187	1191	692	278	224	169	113	1876	1216	1755	1255	6.9	-3.1	
FRANKLIN	216	171	1034	650	259	210	155	103	1664	1134	1651	1184	0.8	-4.2	
GRAND ISLE	22	16	157	42	19	14	14	10	212	82	104	71	103.8	15.5	
LAMOILLE	26	24	179	118	38	28	12	12	255	182	298	214	-14.4	-15.0	
ORANGE	76	56	296	157	84	63	51	34	507	310	545	351	-7.0	-11.7	
ORLEANS	272	173	732	355	124	97	151	50	1279	675	872	478	46.7	41.2	
RUTLAND	341	224	1119	589	191	159	161	74	1812	1046	1909	1127	-5.1	-7.2	
WASHINGTON	310	203	929	541	376	319	125	78	1740	1141	1945	1230	-10.5	-7.2	
WINDHAM	330	201	1249	568	231	198	306	128	2116	1095	1978	1020	7.0	7.4	
WINDSOR	380	242	925	442	268	240	265	124	1838	1048	1852	1104	-0.8	-5.1	
TOTAL	3301	2239	11373	6108	2688	2288	1829	932	19190	11565	19193	11652	0.0	-0.7	
FY 2017	3620	2413	11490	6361	2201	1843	1882	1035	19193	11652					
% INC/DEC	-8.8	-7.2	-1.0	-4.0	22.1	24.1	-2.8	-10.0	0.0	-0.7					
updated 1/25/19															

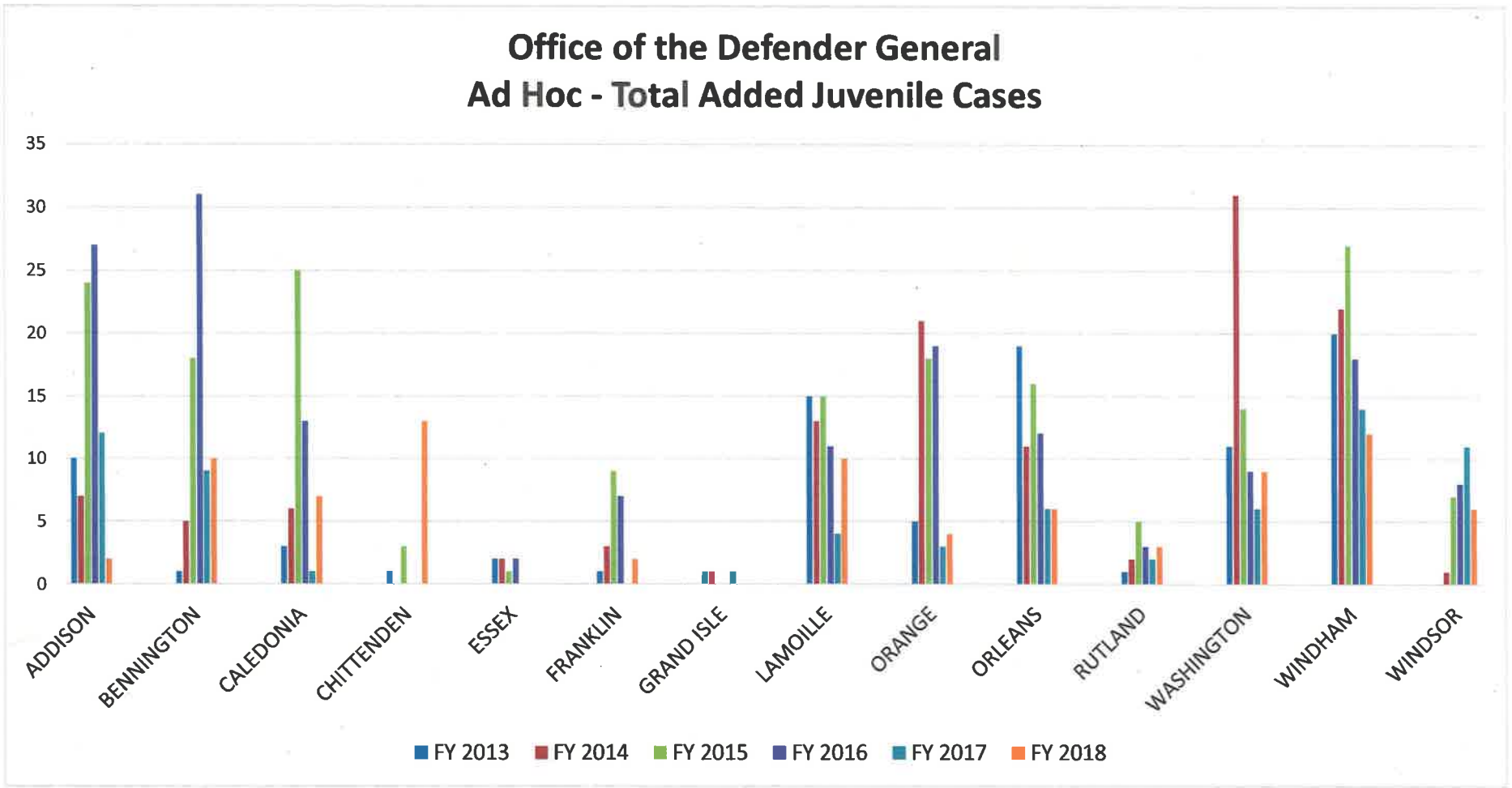
Office of the Defender General Public Defense - Total Added Juvenile Cases



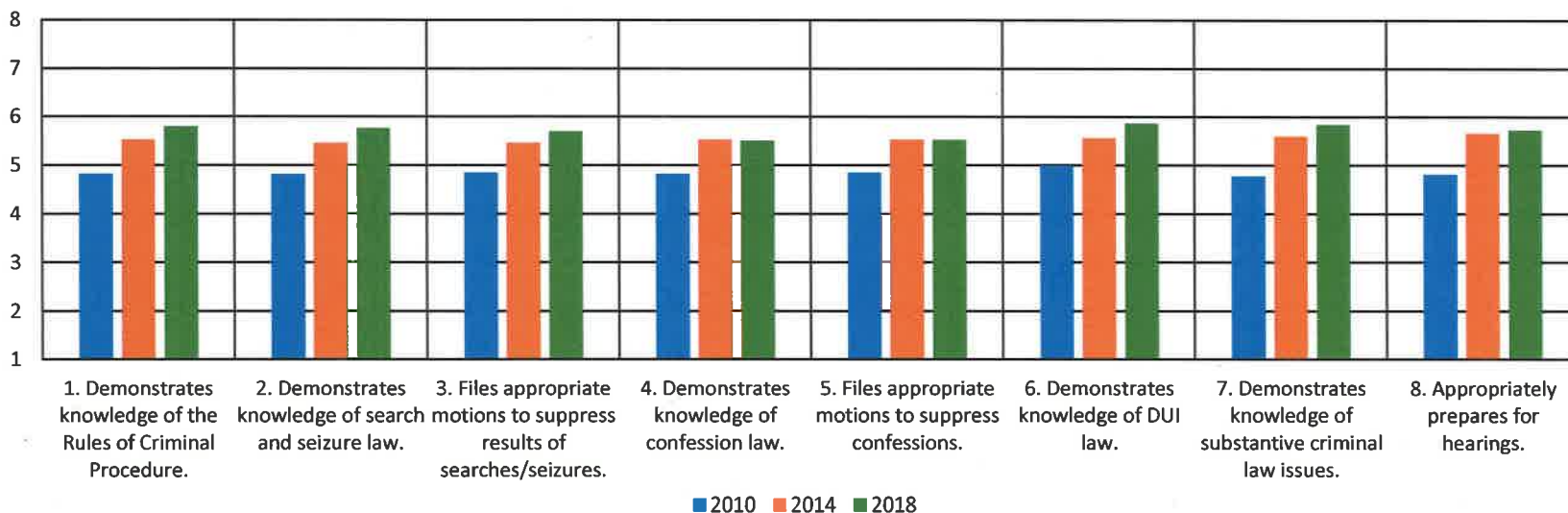
Office of the Defender General Ad Hoc Added Cases



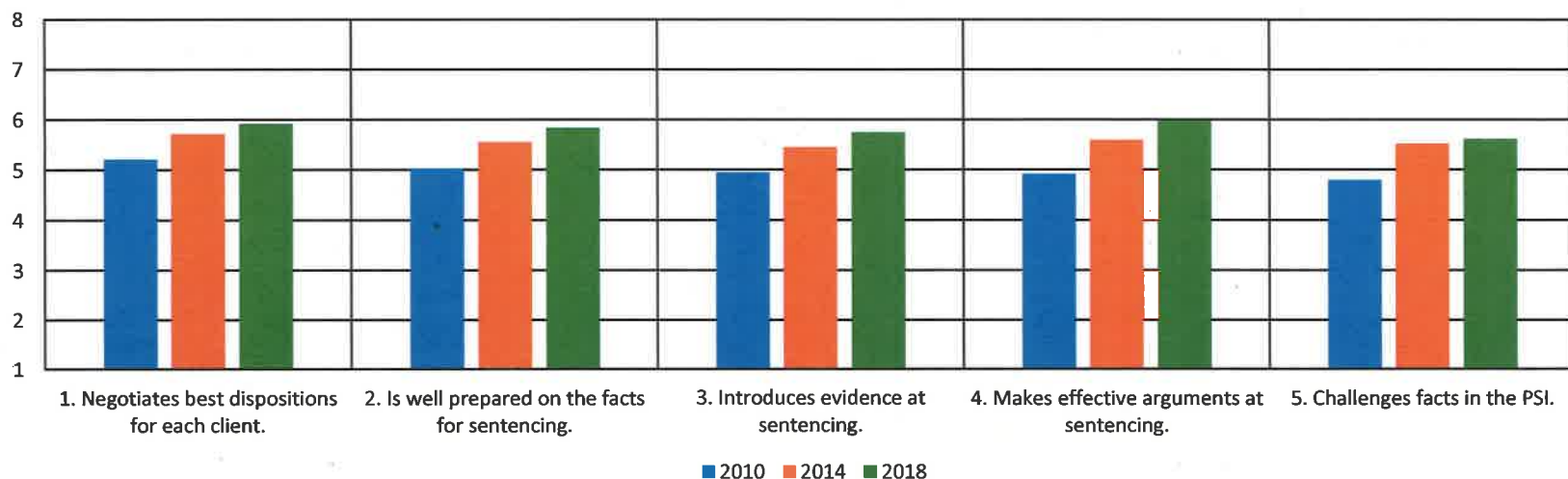
Office of the Defender General Ad Hoc - Total Added Juvenile Cases



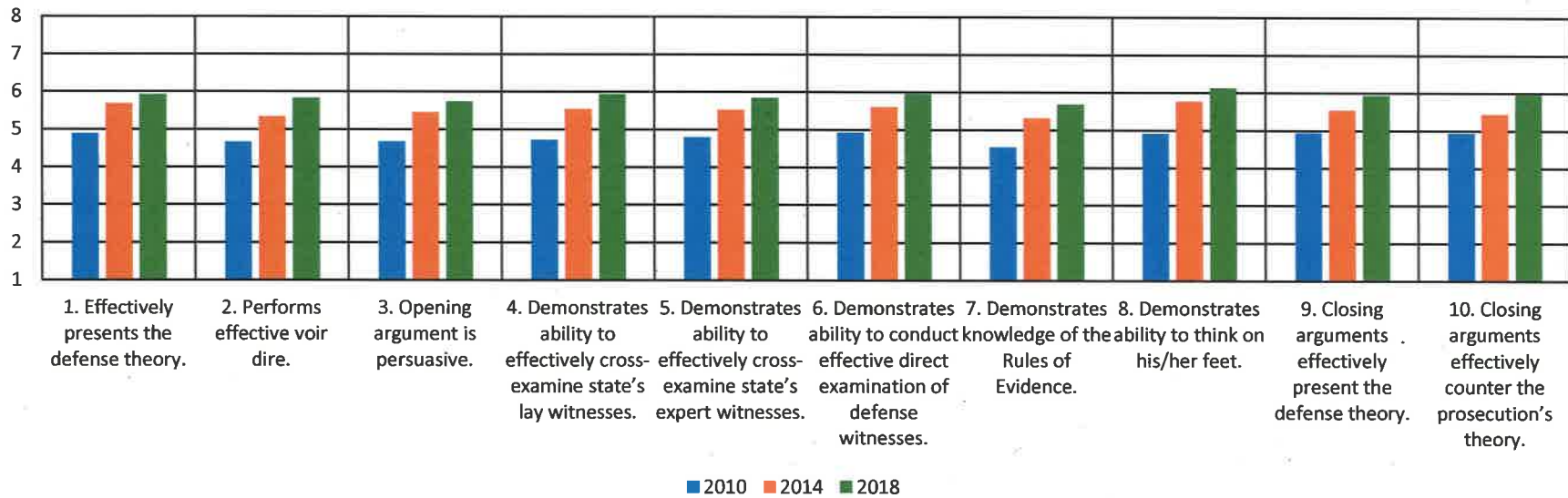
OFFICE OF THE DEFENDER GENERAL: ASSIGNED COUNSEL JUDICIAL AVERAGE RATINGS 2010-2018
Motions / Law - Criminal Division



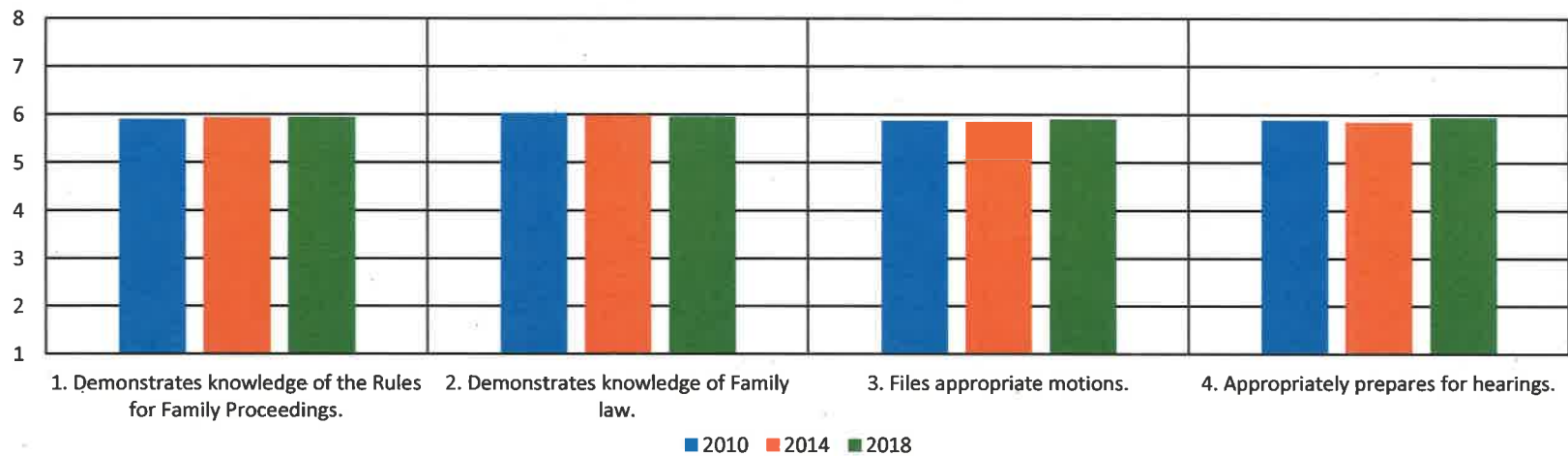
OFFICE OF THE DEFENDER GENERAL: ASSIGNED COUNSEL JUDICIAL AVERAGE RATINGS 2010-2018
Plea Bargaining & Sentencing - Criminal Division



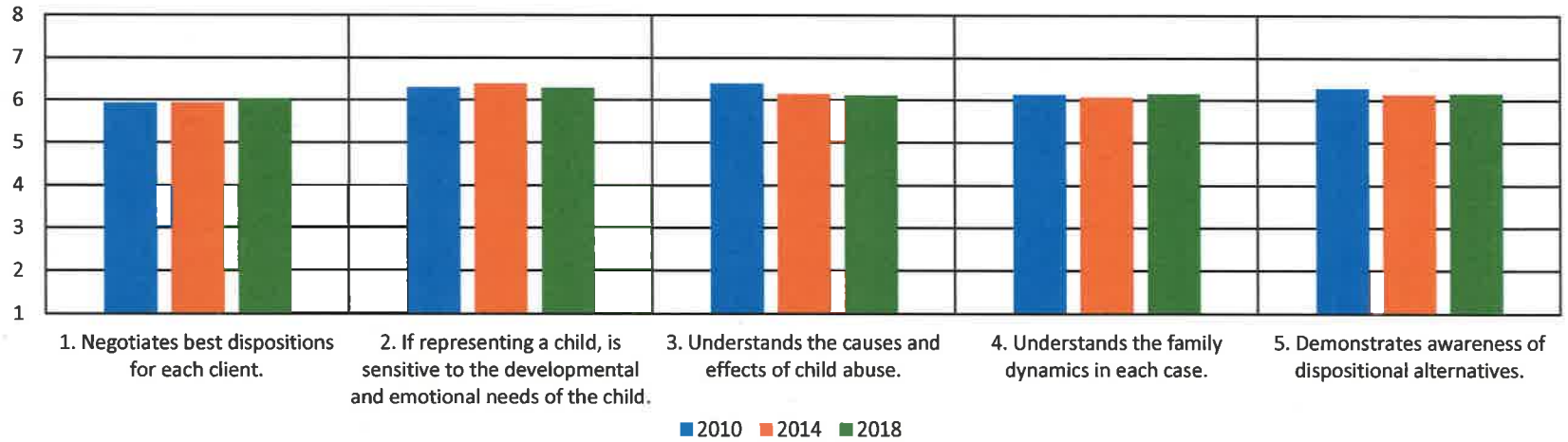
OFFICE OF THE DEFENDER GENERAL: ASSIGNED COUNSEL JUDICIAL AVERAGE RATINGS 2010-2018
Courtroom Skill - Criminal Division



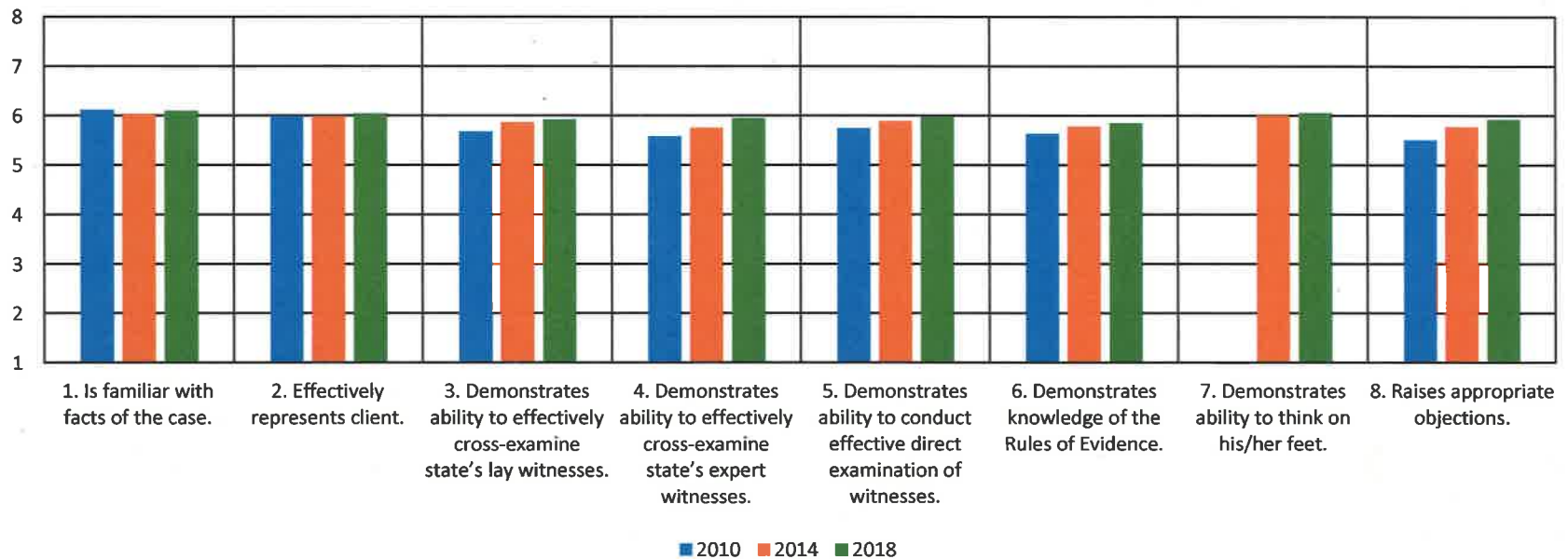
OFFICE OF THE DEFENDER GENERAL: ASSIGNED COUNSEL JUDICIAL AVERAGE RATINGS 2010-2018
Motions / Law - Family Division



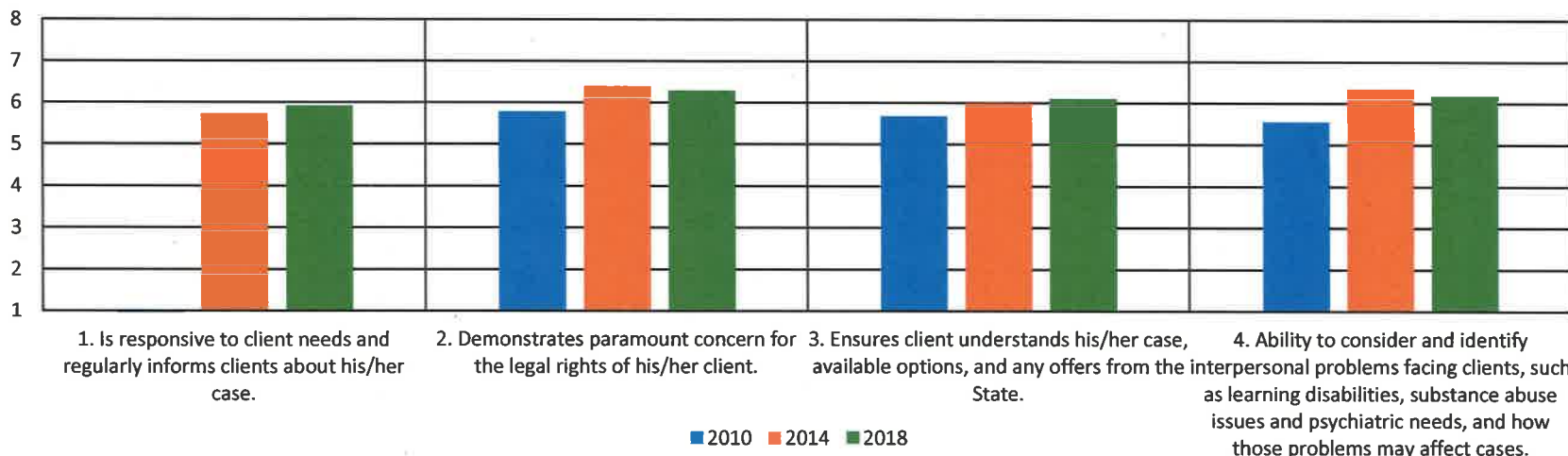
OFFICE OF THE DEFENDER GENERAL: ASSIGNED COUNSEL JUDICIAL AVERAGE RATINGS 2010-2018 Effective Representation - Family Division



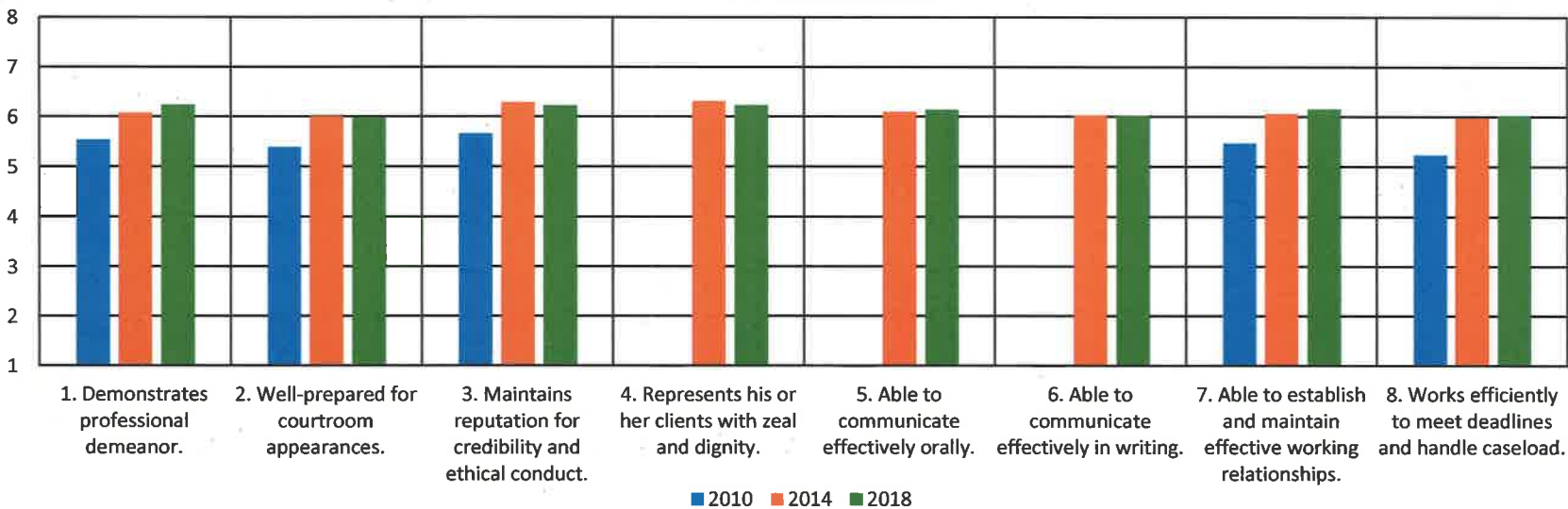
OFFICE OF THE DEFENDER GENERAL: ASSIGNED COUNSEL JUDICIAL AVERAGE RATINGS 2010-2018 Courtroom Skill - Family Division



OFFICE OF THE DEFENDER GENERAL: ASSIGNED COUNSEL JUDICIAL AVERAGE RATINGS 2010-2018
Client Relationship



OFFICE OF THE DEFENDER GENERAL: ASSIGNED COUNSEL JUDICIAL AVERAGE RATINGS 2010-2018
Professionalism



**Office of the Defender General
Cost per Lawyer Equivalent Caseload
Based on FY 2018 Caseload and Cost
(Ad Hoc is FY17 caseload; Staff cost is CY17)**



Office of the Defender General Blended Cost Per Case

