

## JUVENILE CASES

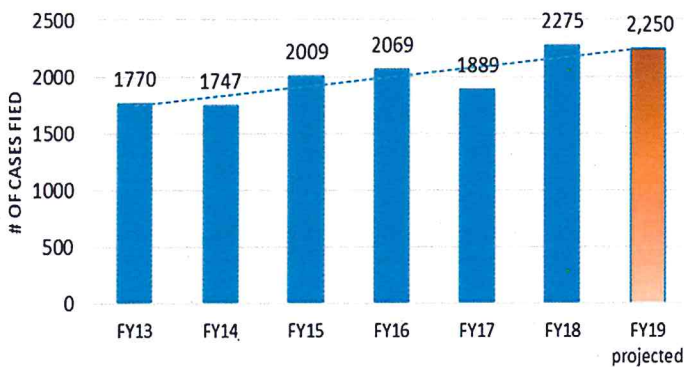
### I. JUVENILE CASES ADDED (multiple years)

thru mid-April

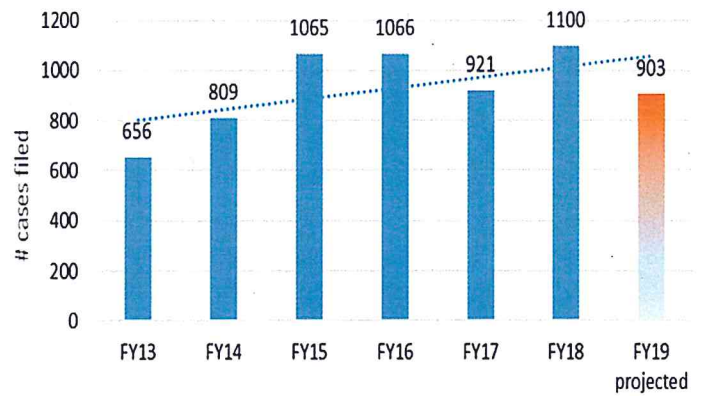
	FY13	FY14	FY15	FY16	FY17	FY18	FY19	FY19 projected
CHINS-Abused or Neglected	656	809	1,065	1,066	921	1,100	715	903
CHINS-Truant	135	123	112	137	165	183	92	116
CHINS-Beyond Parent Control	91	93	84	85	65	75	55	69
Delinquency	816	668	704	738	705	884	525	663
Youthful Offender	72	54	44	43	33	33	394	498
<b>Total</b>	<b>1,770</b>	<b>1,747</b>	<b>2,009</b>	<b>2,069</b>	<b>1,889</b>	<b>2,275</b>	<b>1,781</b>	<b>2,250</b>

The portion of abuse/neglect cases relative to all juvenile case types increased from 30% in FY10 to the 50% range in FY15 to FY18. Now it is 40% because of the increase in Youthful Offender cases.

# of juvenile petitions filed (all case types)



# of abuse/neglect petitions filed



### II. CUSTODY OF CHILDREN; CASES ADDED IN CURRENT FY (custody status before disposition)

FY19 (9.5 mo.)	DCF custody	Custody to "Other"	no custody	Total # cases
CHINS-Abused or Neglected	368	31	316	715
CHINS-Truant	0	0	92	92
CHINS-Beyond Parent Control	32	0	23	55
Delinquency	42	0	483	525
Youthful Offender	1	0	393	394
<b>Total</b>	<b>443</b>	<b>31</b>	<b>1,307</b>	<b>1,781</b>

Cases w/ young children who are removed from the home are more likely to go to TPR

% of ab/negl. cases in DCF custody: 51% (in FY17, it was 44%; often in 50% range)

### III. ABUSE/NEGLECT CASES FILED BY COUNTY

9.5 months of FY19

	An	Bn	Ca	Cn	Ex	Fr	Gl	Le	Oe	Os	Rd	Wn	Wm	Wr	Total
<b>FY17</b>	69	80	41	192	0	92	0	31	13	29	74	100	108	92	<b>921</b>
<b>FY18</b>	67	81	54	221	9	166	9	30	26	39	83	97	125	93	<b>1100</b>
<b>FY19 (9.5 mo.)</b>	54	67	25	162	1	101	8	34	11	34	59	46	63	50	<b>715</b>
<b>FY19 projection</b>	68	85	32	205	1	128	10	43	14	43	75	58	80	63	<b>903</b>

Courts likely to have more abuse/neglect cases in FY19 than in FY18: Le

Courts likely to have fewer abuse/neglect cases filed in FY19 than FY18: Ca, Cn, Ex, Fr, Oe, Rd, Wn, Wm, Wr

Courts likely to have about the same or fewer abuse/neglect cases filed in FY19 than FY18: An, Bn, Gl

**TPRs (Termination of Parental Rights)**

*(revised; corrected for Os)*

**IV. TPRs FILED OVER TIME**

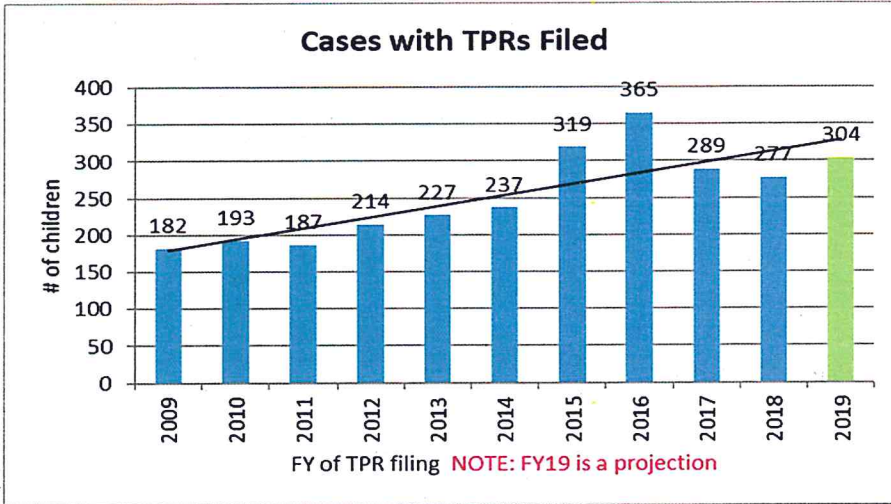
as of 4/12/19:

TPRs are typically filed a year into a case.

Contested TPRs place heavy demands on judicial resources. Courts are hard pressed to find time for multiple-day contested TPRs, which also require findings time for the judge.

FY19 cases with a TPR filed is projected to be higher than in FY17 & FY18.

source: TPR Trends report.xls



**V. 242 TPRs filed in FY 19 (through 4/12):**

**134 Cases w/ TPRs pending: (through 4/21)**

(count is by docket #, not TPR motion)

Addison	22	3
Bennington	10	0
Caledonia	21	9
Chittenden	54	42
Essex	4	1
Franklin	25	7
Grand Isle	1	0
Lamoille	6	0
Orange	5	0
Orleans	1	1
Rutland	21	19
Washington	23	22
Windham	28	26
Windsor	21	4

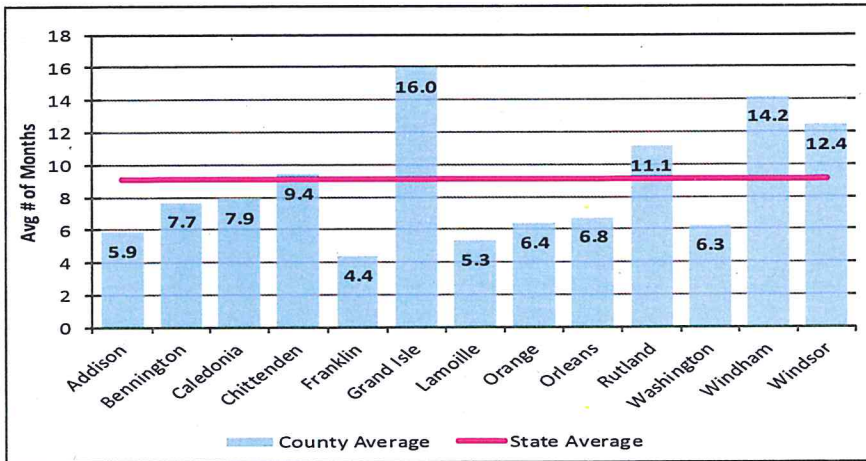
In the past 4 months, the number of TPRs filed more than doubled in these courts: An, Ca, Cn, Oe, Wr

There are 9 more TPRs pending now than in Dec.

**VI. TIMELINESS OF TPRs DECIDED THIS FY**

count is docket #s (children)

**Fiscal Year: 2019 (as of 4/12/19)**



statewide avg: 9.1 months  
 median: 6.8 months  
 Goal: 5 months  
 29% decided within 5 months

County	# of Cases with TPRs Decided	(1st TPR filed to last TPR decided)
Addison	17	
Bennington	10	
Caledonia	11	
Chittenden	42	
Franklin	33	
Grand Isle	2	
Lamoille	1	
Orange	9	
Orleans	3	
Rutland	17	
Washington	14	
Windham	31	
Windsor	29	
<b>Grand Total</b>	<b>219</b>	

The avg. length of time over an 10 year period is 7.8 months  
 FY19 avg length of time improved slightly since Dec.