



VERMONT
AGENCY OF TRANSPORTATION

FY2021 Budget

House and Senate Transportation Committees

Joe Flynn, Secretary of Transportation

January 22, 2020



FY2021 Budget Overview

Fund Source	FY 2020 AS PASSED	FY 2021 GOV REC	Increase (Decrease)	Percent Change
STATE (TFund)	258,077,167	261,830,565	3,753,398	1.5%
FEDERAL	319,991,164	335,606,056	15,614,892	4.9%
LOCAL/OTHER	4,341,911	7,356,747	3,014,836	69.4%
TIB FUND	13,297,387	14,896,617	1,599,230	12.0%
CENTRAL GARAGE FUND	20,112,038	21,639,759	1,527,721	7.6%
TOTAL	615,819,667	641,329,744	25,510,077	4.1%

Largest Transportation Program since Irene recovery – with no fee or tax increases

Funding Summary

- **No fee or tax increases proposed**
- State TF increase results from a combination of proposed FY20 Rail reversion of \$3.2M and an increase in revenue forecast over FY20
- Federal funds increase results from gradual annual increases and several discretionary grant awards
- Local/Other increase is largely from addition of \$3.7M Clean Water Fund shift from ANR to AOT and reduction of ERAF funding for Irene of \$490K
- TIB fund increase results primarily from proposed FY20 Rail reversion of \$1.4M.
- Central Garage Fund increase restores one-time \$1M cut to equipment made in FY20, an additional \$250K for DMV Enforcement vehicles, and the impact of increases to base budget pressures

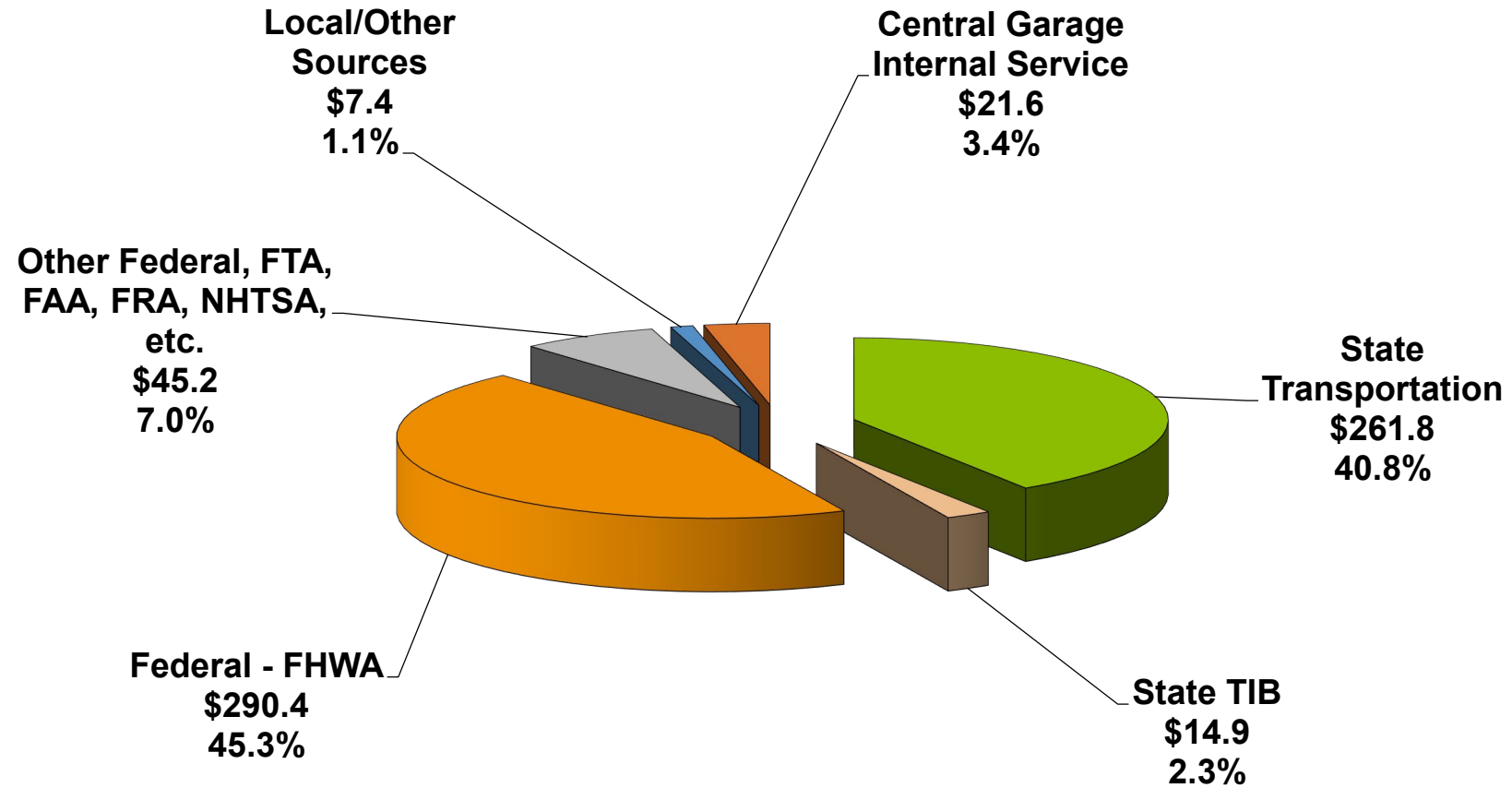


Six Year Budget History



Transportation Funding Sources FY2021

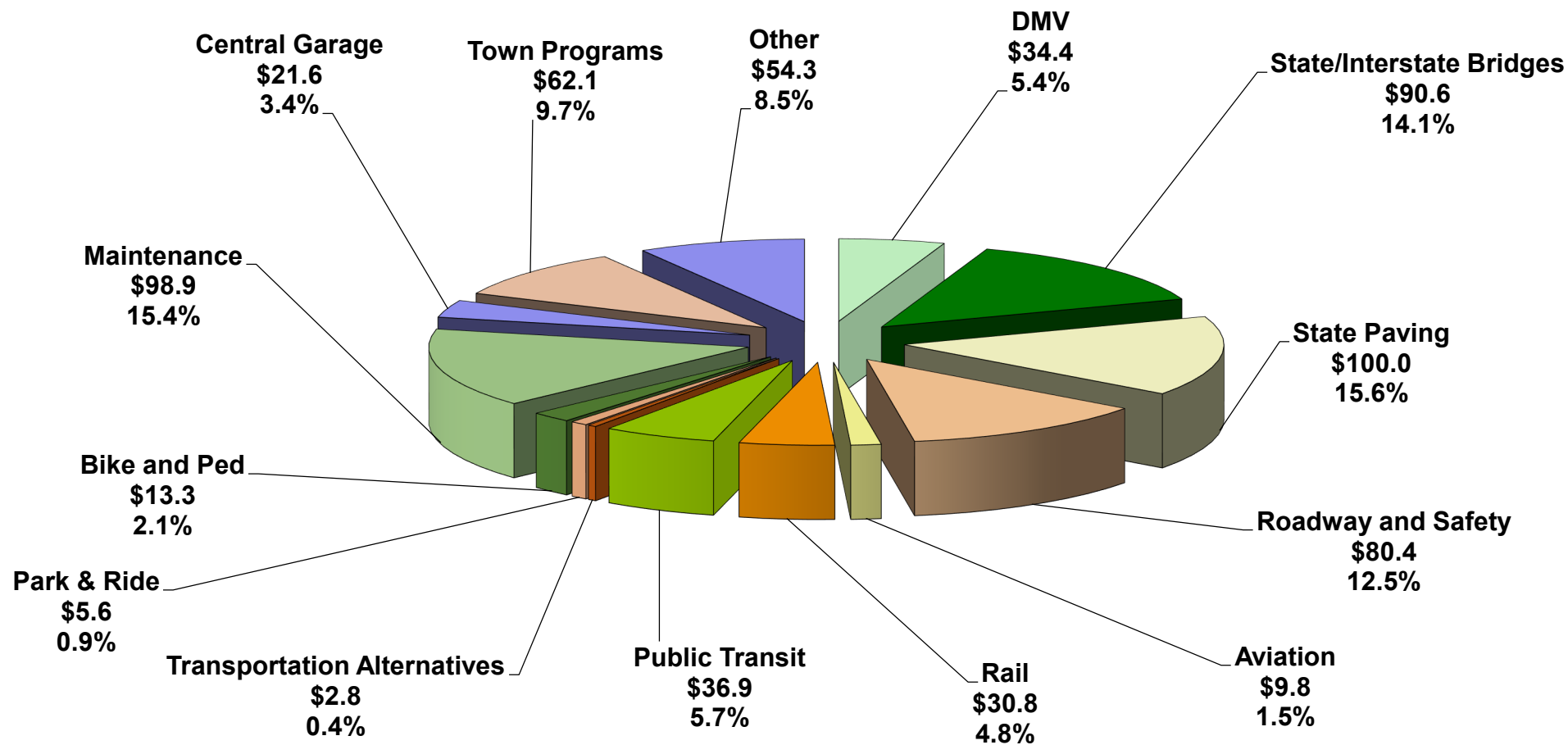
\$641.3M Total
(\$ millions)





FY2021 Transportation Budget Expenditure Plan

\$641.3M Total
(\$ millions)



- Vermont's economy relies on a multi-modal transportation system in good repair
- \$641M budget supports thousands of jobs
- \$8.5M investment in western corridor rail to help extend Amtrak service to Burlington
- \$17.7M for Airport improvements
 - Includes FAA direct funding to Burlington International Airport (\$8.3M)
- \$30.8M for Rail
- \$6.8M investment in protecting Lake Champlain and other waterways
- Includes funding for several projects to improve downtowns
- Funds several CIRC Alternatives projects



Protecting Vulnerable Populations Providing Transportation Choices

- \$36.9M in Public Transit
 - Excludes additional \$3M FTA direct to Green Mountain Transportation Authority
- \$8.1M for Amtrak service
- \$5.6M for Park & Rides
 - 330 new spaces will be created including 43 level 1 EV charging stations.
- \$13.3M for Bicycle and Pedestrian facilities
 - Plan to complete the construction of the Lamoille Valley Rail Trail over the next four years
- \$3M to continue Electric Vehicle Incentives
 - General Fund appropriation in the appropriations bill

Budget (State Funds) Pressures

- Salaries and benefits increased by \$2M
 - Retirement increased by \$700K (+4.7%)
 - Workers Comp increased by \$740K (+42%)
- Statewide allocations (ADS, DHR, Insurance, workers comp, etc.) increased by \$1.7M over FY20
 - Insurance costs (general liability, etc.) increased by \$750K (+175%)
- Salt and overtime costs in Maintenance budget
 - Added \$2.2M to base budget beginning FY21
- Matching increased federal funding
- IT project costs
 - \$1.5M for Construction Management Software System
 - \$2.25M allocated for DMV IT projects
 - Up from \$2M in FY20
 - Commercial Vehicle Enforcement project anticipated go-live in May 2020
 - Plan to begin electronic permitting project
 - On-line license renewals
- Future pressures include:
 - Estimated \$3.75M impact of 27th payroll that will occur in FY22
 - Matching ongoing annual increase in FHWA annual formula funds and discretionary grant awards
 - New federal reauthorization will likely significantly increase federal funding levels

- Upcoming Federal reauthorization legislation appears likely to have significant funding increases - Current authorization expires September 30, 2020
- Congress is currently working on Transportation Reauthorization that will likely result in significant increases in Federal funding
- Senate version of reauthorization:
 - Average annual increase over current levels is \$42.7M (19%)
 - New bridge program will guarantee additional awards to VT
 - Adds new formula funded programs
 - Safety Incentive: \$2.4M annual
 - Carbon Reduction: \$2.8M annual
 - PROTECT Grants Program: \$3.7M annual
 - Current discretionary grant programs continue
- Possible that House version will include even greater increases

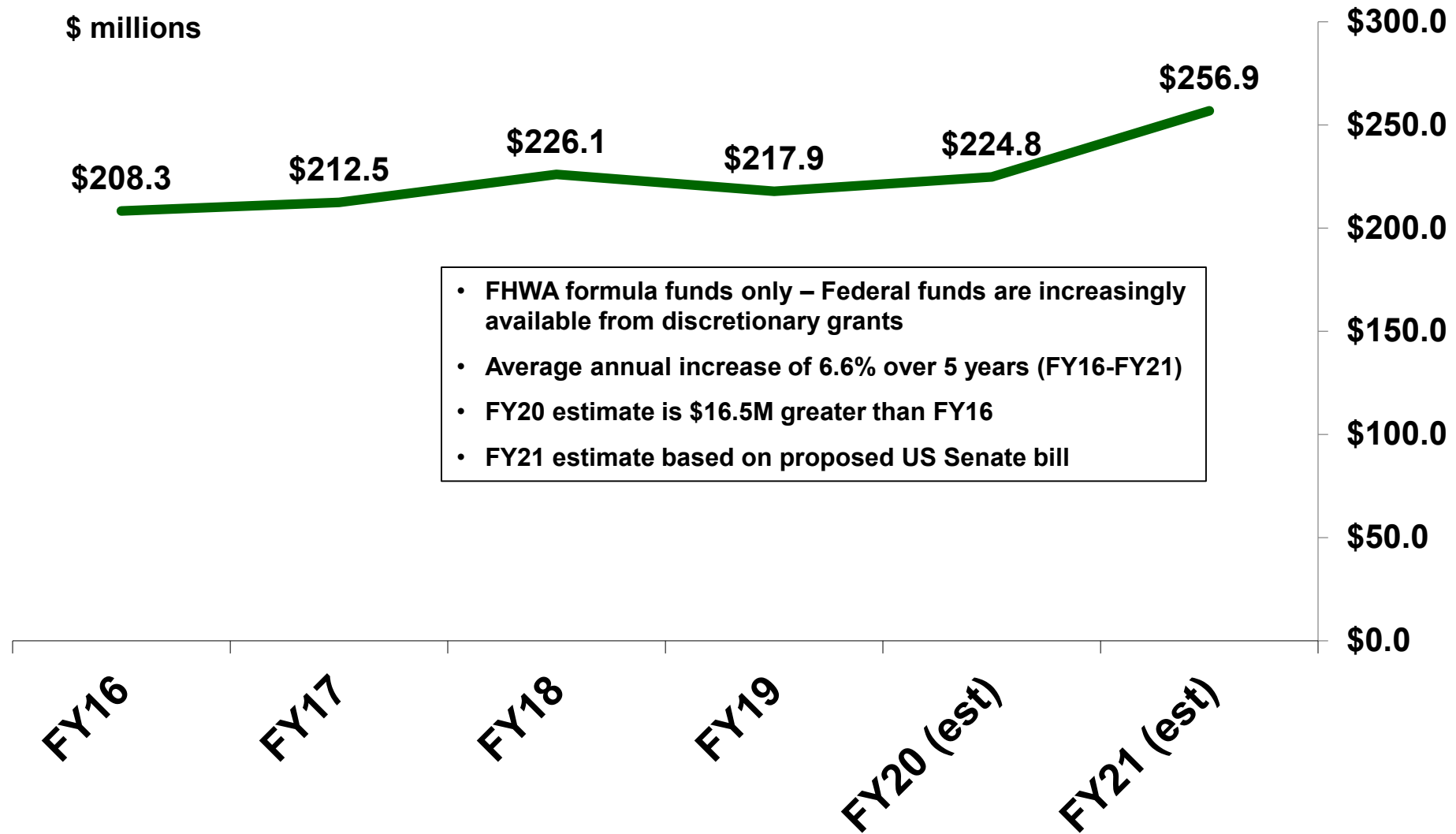


Current Discretionary Grants Ongoing

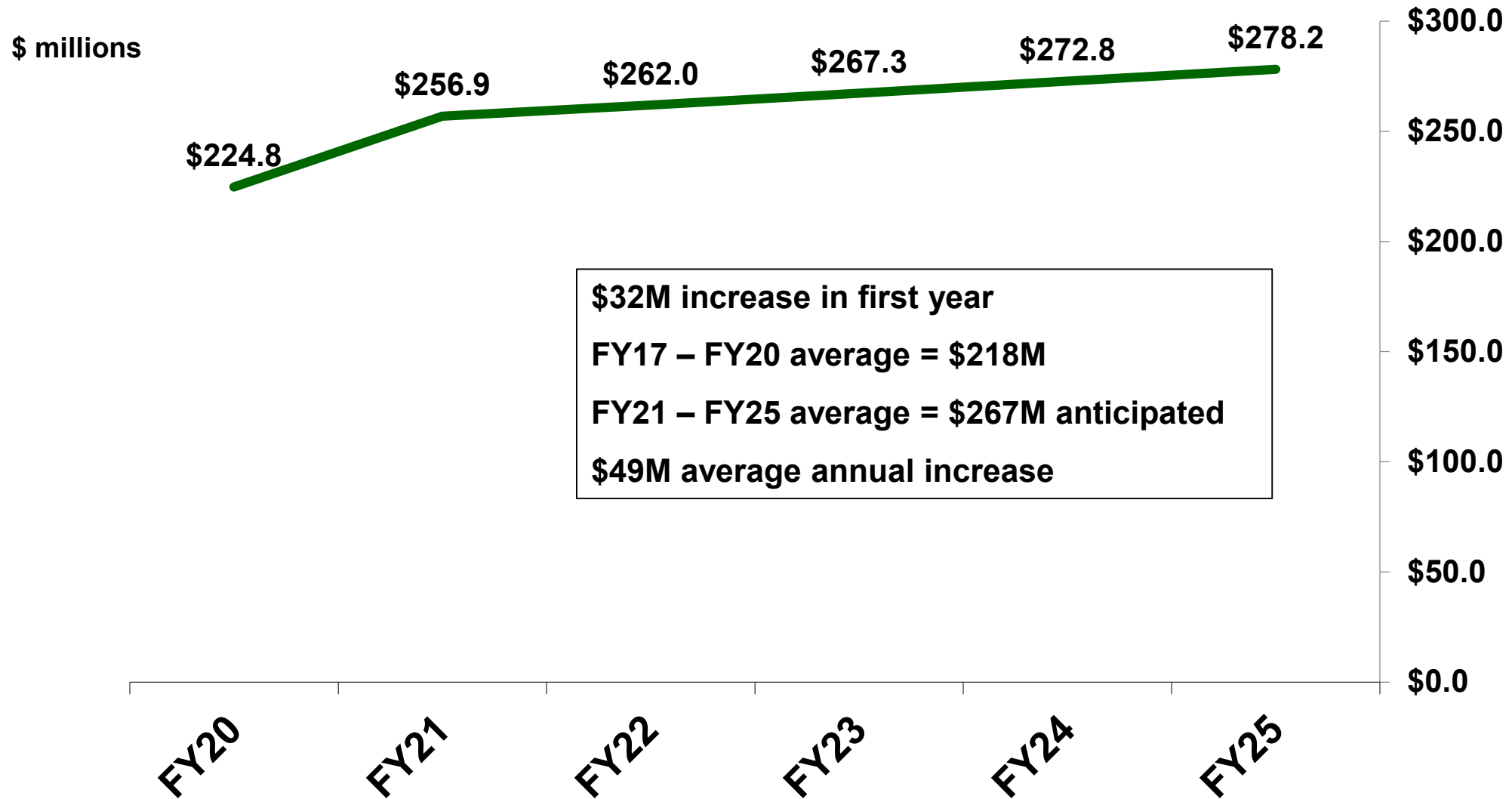
- **BUILD Grant – Rail**
 - Western Corridor Bridge Improvements South of Rutland
 - \$20M total grant
 - \$5M+ State match required
- **TIGER VII Grant – Rail**
 - Rutland to Burlington rail improvements
 - \$10M total grant
- **CRISI Grant – Rail**
 - NECR safety improvements
 - \$2M total grant (matched by NECR)
- **BUILD Grant – Brattleboro – Hinsdale, NH bridge replacement**
 - Shared grant NH and VT total \$12M
 - VT share is \$2.04M



FHWA Formula Funds History

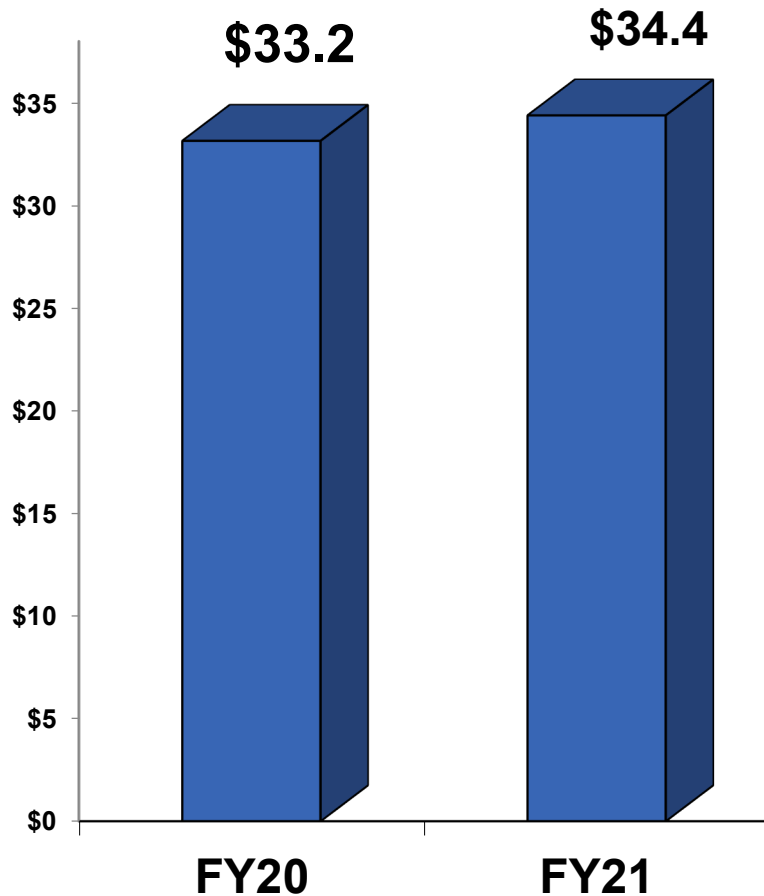


Forecasted FHWA Funds (US Senate Draft Bill)



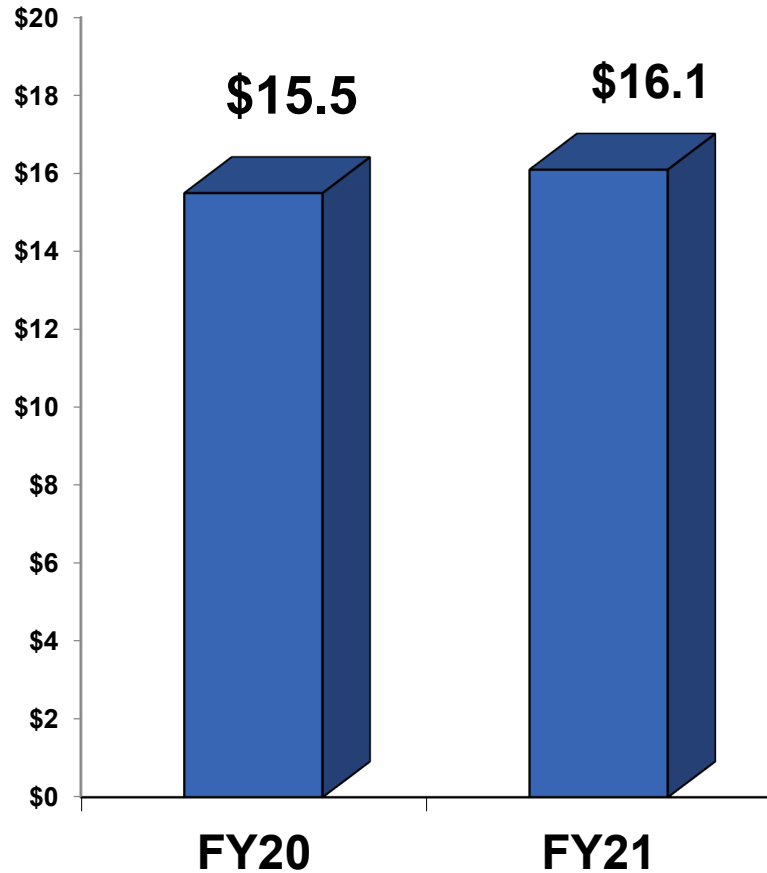
1. Funded with \$3M General Fund appropriation
 - EV Incentives: \$1.8M
 - EV Education and Outreach: \$200K
 - EV Sales Incentives for Dealers and Salesforce: \$250K
 - EV Charging Infrastructure: \$750K
2. Develop program to collect fees from public charging stations
3. EV Electric Rate Design

Dept. of Motor Vehicles - \$34.4M



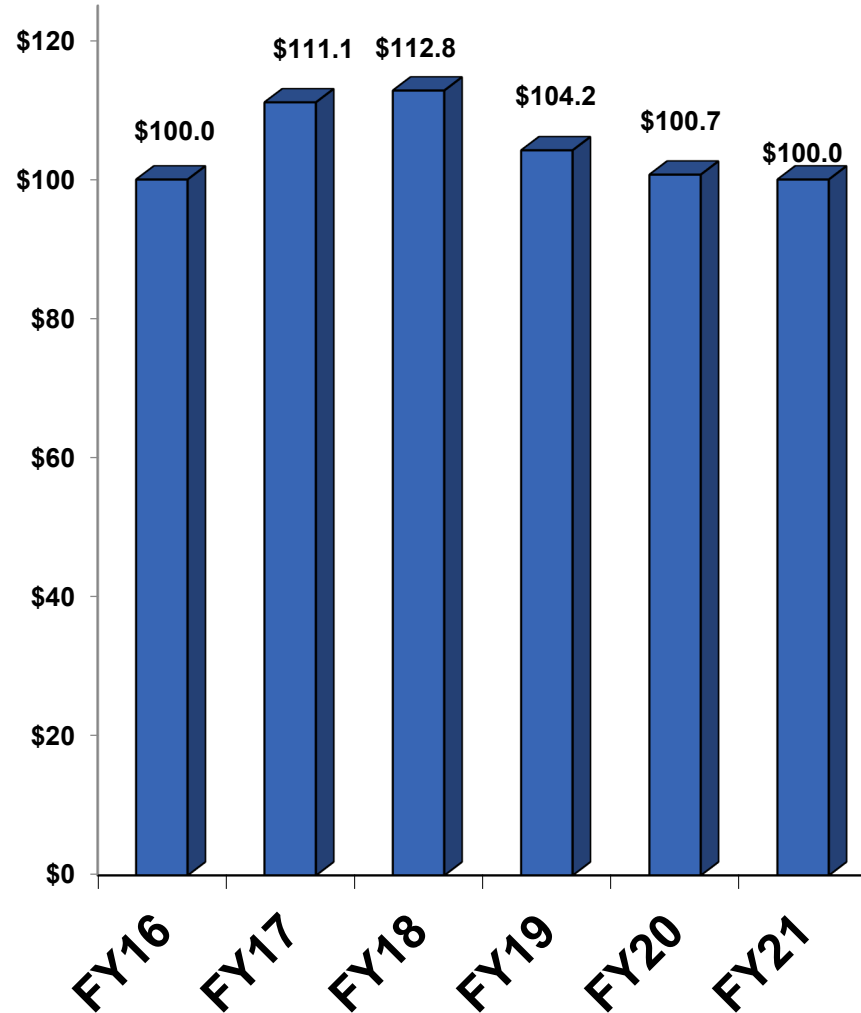
- Increase of \$1.2M (+3.7%)
- Continues current service levels
- DMV will collect an estimated \$345M in taxes and fees in FY2021
- \$534,000 increase in salaries and benefits
 - Includes \$200,000 for Customer Service staff reclass
- \$315,000 increase in statewide allocated costs
- Includes \$2.25M for IT projects
 - Up from \$2M in FY20
 - Maintenance and support of new Commercial Vehicle Enforcement software system
 - Begin development of electronic permitting application
 - On-line license renewals

Finance & Administration - \$16.1M



- Increase of \$620,000 (+4.0%)
- Increase is driven by:
 - Salaries and benefits: +\$300,000
 - Insurance: +\$93,000
 - GIS (Geographic Information System) software upgrade: +\$174,000

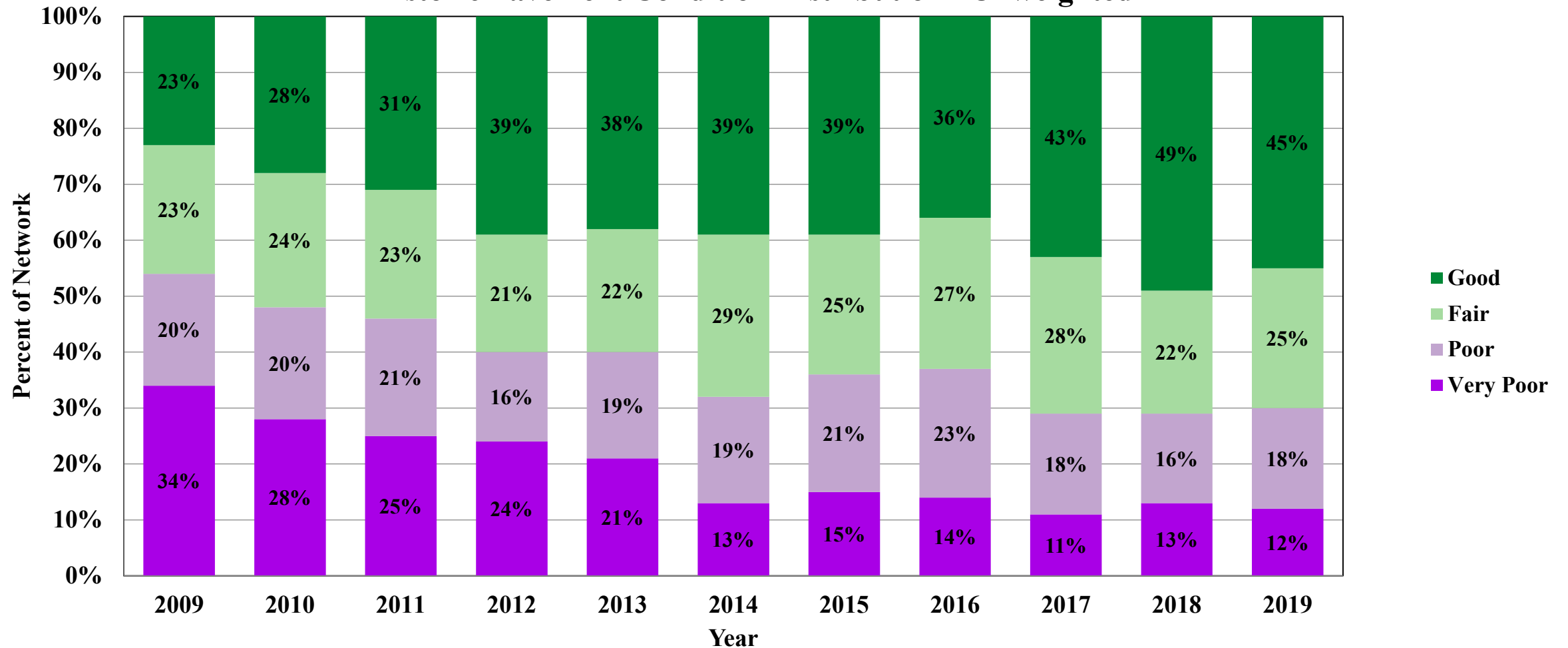
Paving - \$100.0M



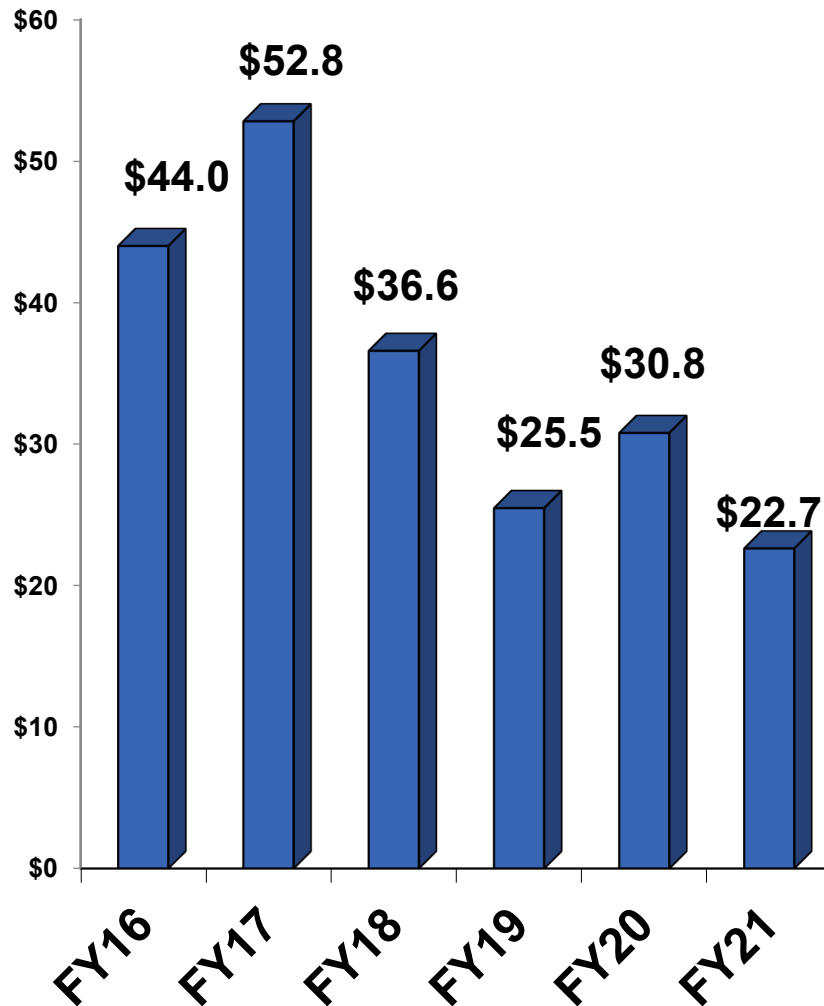
- \$677,000 decrease (-0.7%)
- 8th consecutive year over \$100M
- \$1.25M district leveling
- 39 construction projects
- More than 200 miles of paving planned

Pavement Conditions - KPI

Historic Pavement Condition Distribution - Unweighted

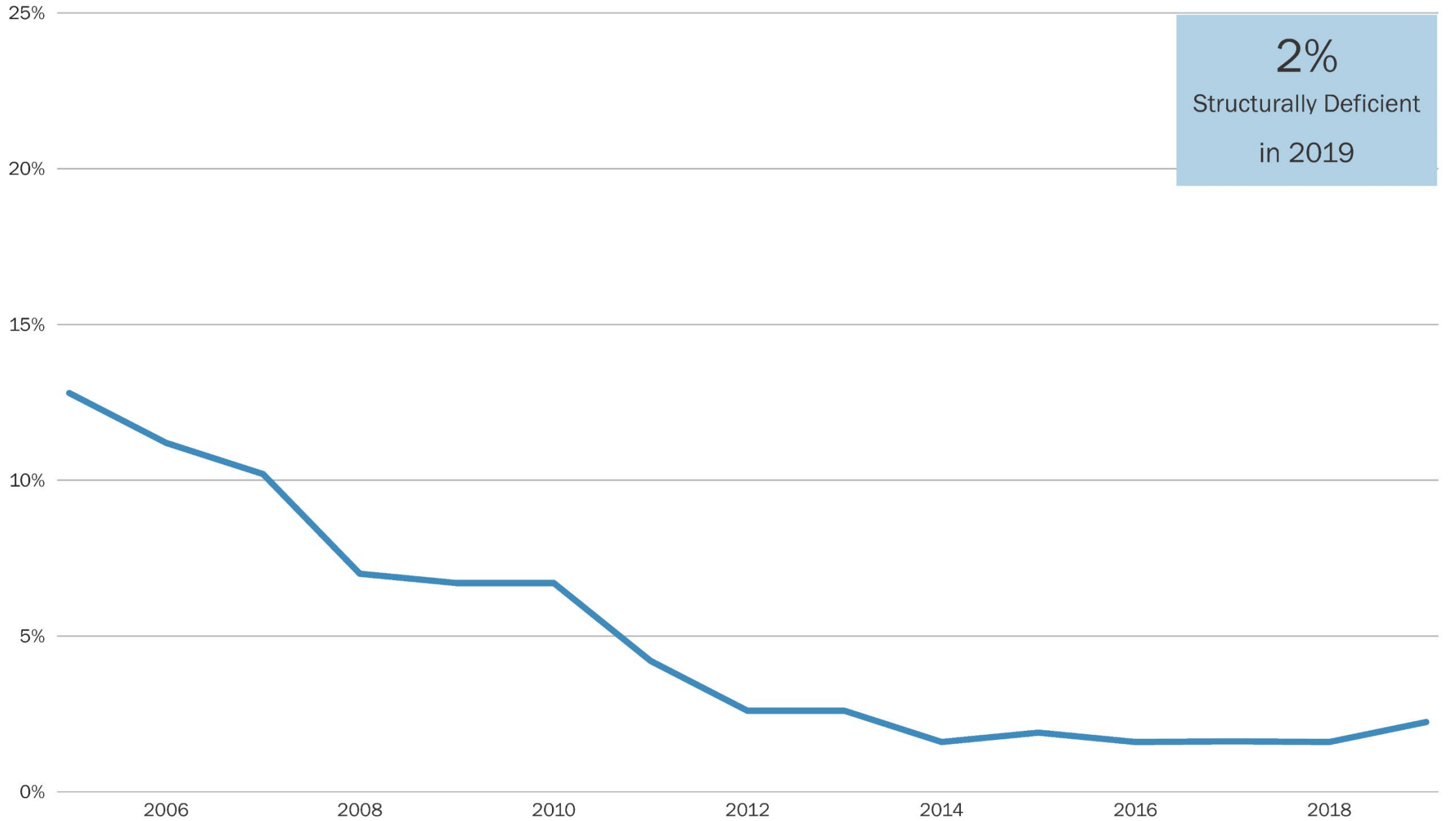


Interstate Bridge - \$22.7M

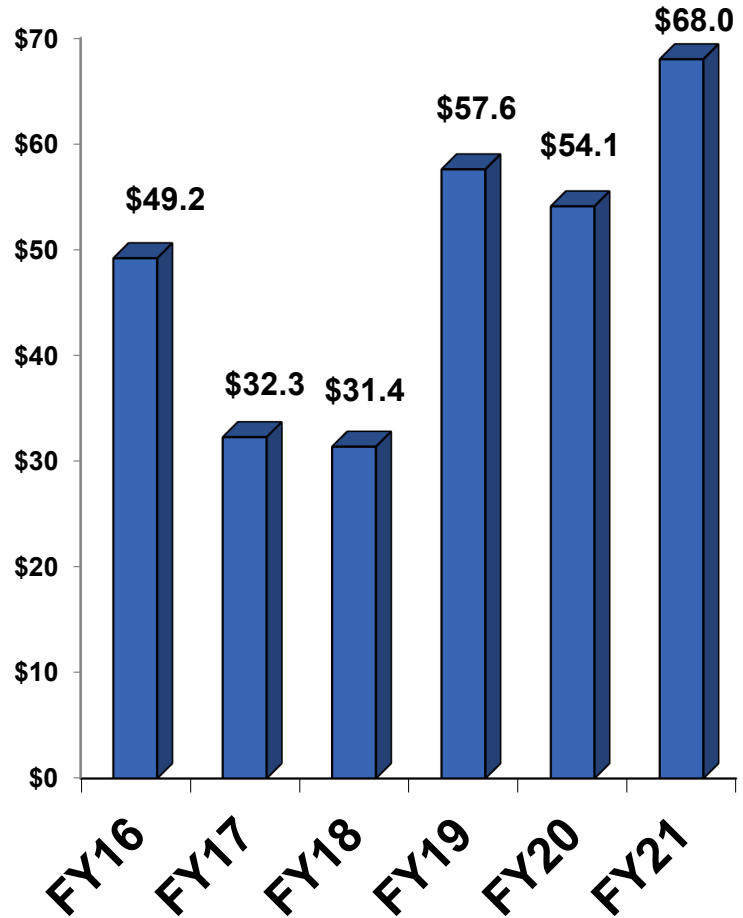


- \$8.2M decrease (-26.5%)
- Reflects completion of several large projects
- 21 construction projects:
 - 4 replacement projects
 - 9 deck replacement projects
 - 8 rehabilitation projects

Interstate System

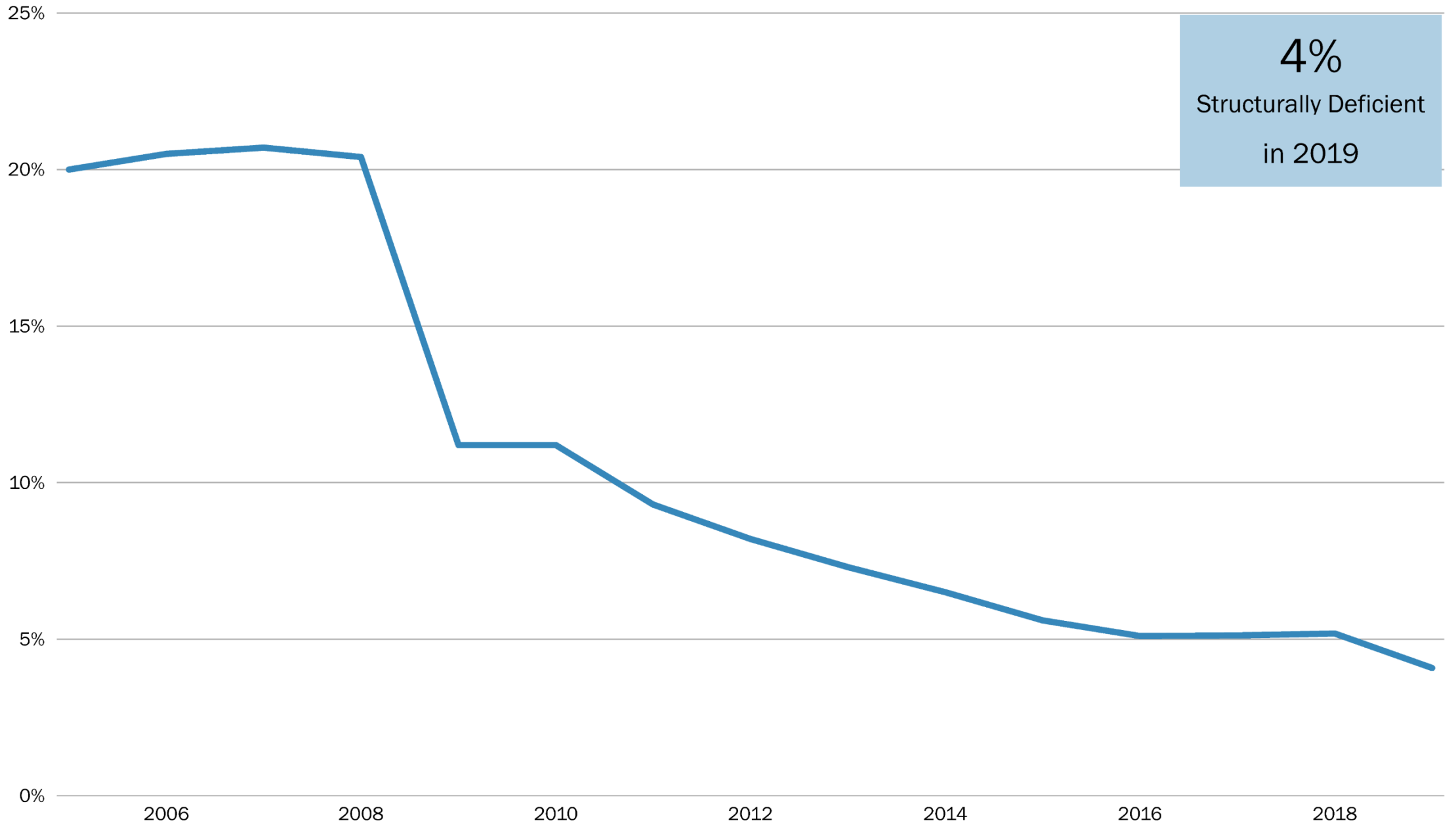


State Bridge - \$68M

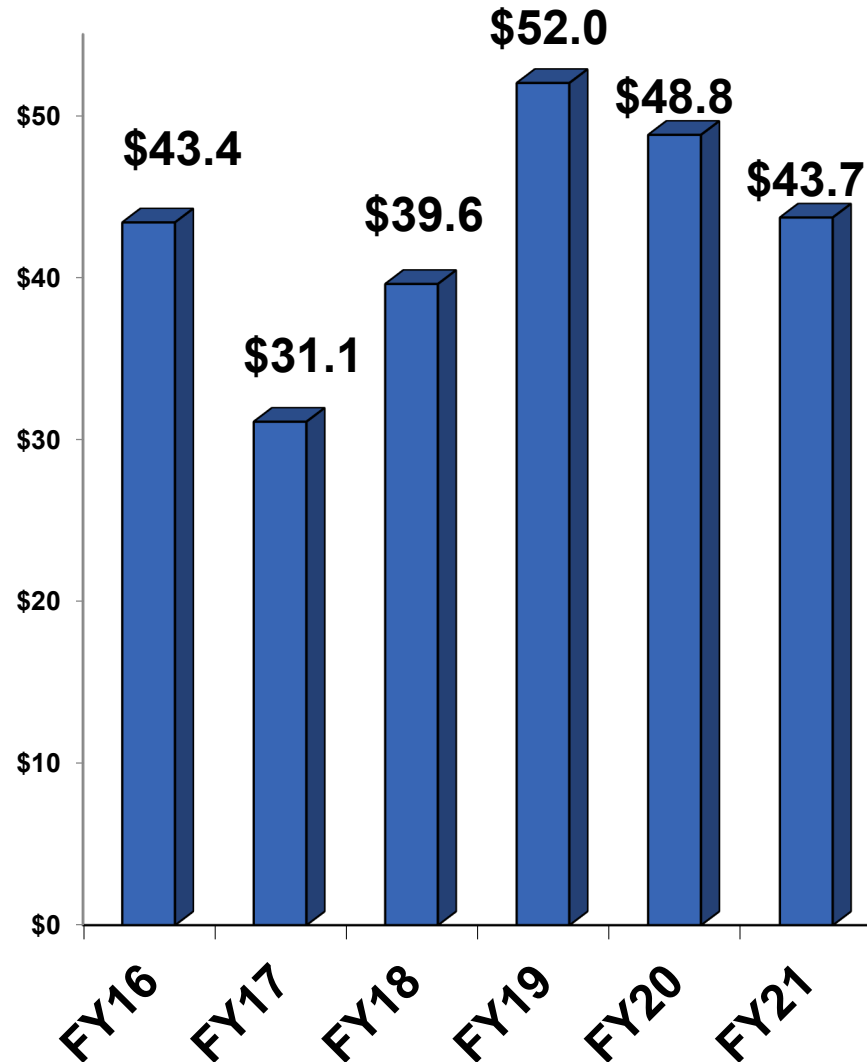


- \$13.9M increase (+25.6%)
- Construction on 35 bridges
- Advances development on 48 additional projects
- Large projects ongoing
 - Middlebury \$22.8M
 - N Hero-Grand Isle \$25.4M

State Highway System

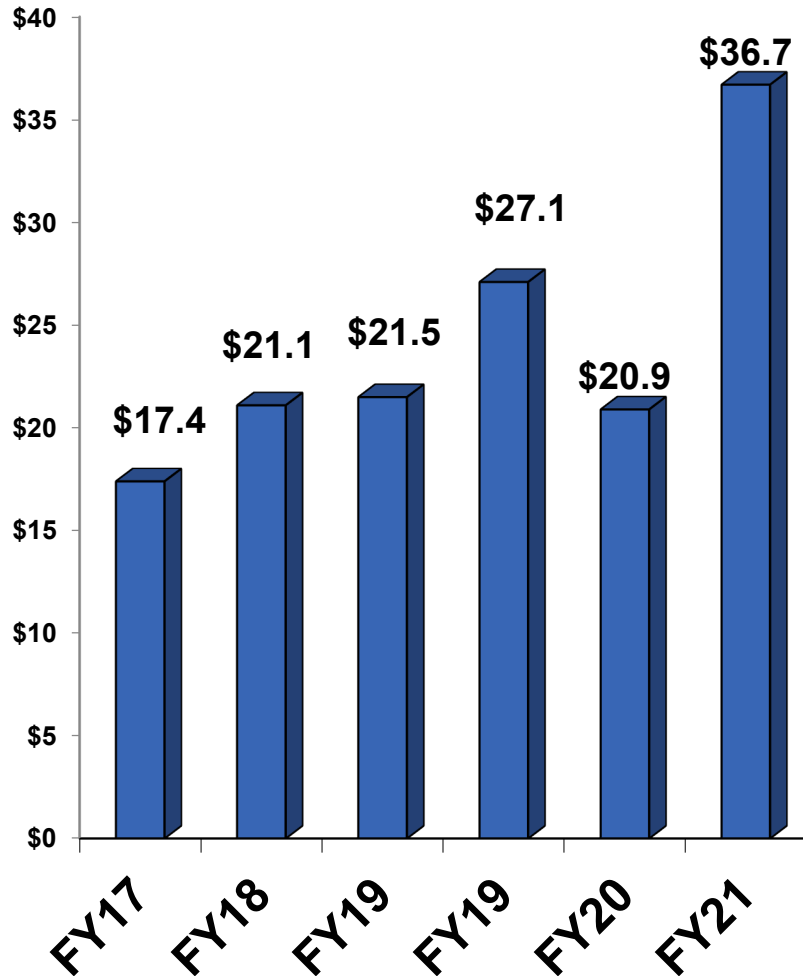


Roadway Program – \$43.7M



- \$5.1M decrease (-10.4%)
- Decrease reflect completion of Brandon segment 6
- Major projects include:
 - Burlington Champlain Parkway
 - Essex Crescent Connector
 - Pittsford Segment 1
 - Waterbury Main Street
 - Numerous culvert and slope projects to stabilize infrastructure and improve safety
- 9 roadway/intersection reconstruction projects
- 11 culvert/drainage projects
- 6 ledge removal/slope stabilization projects

Traffic & Safety - \$36.7M

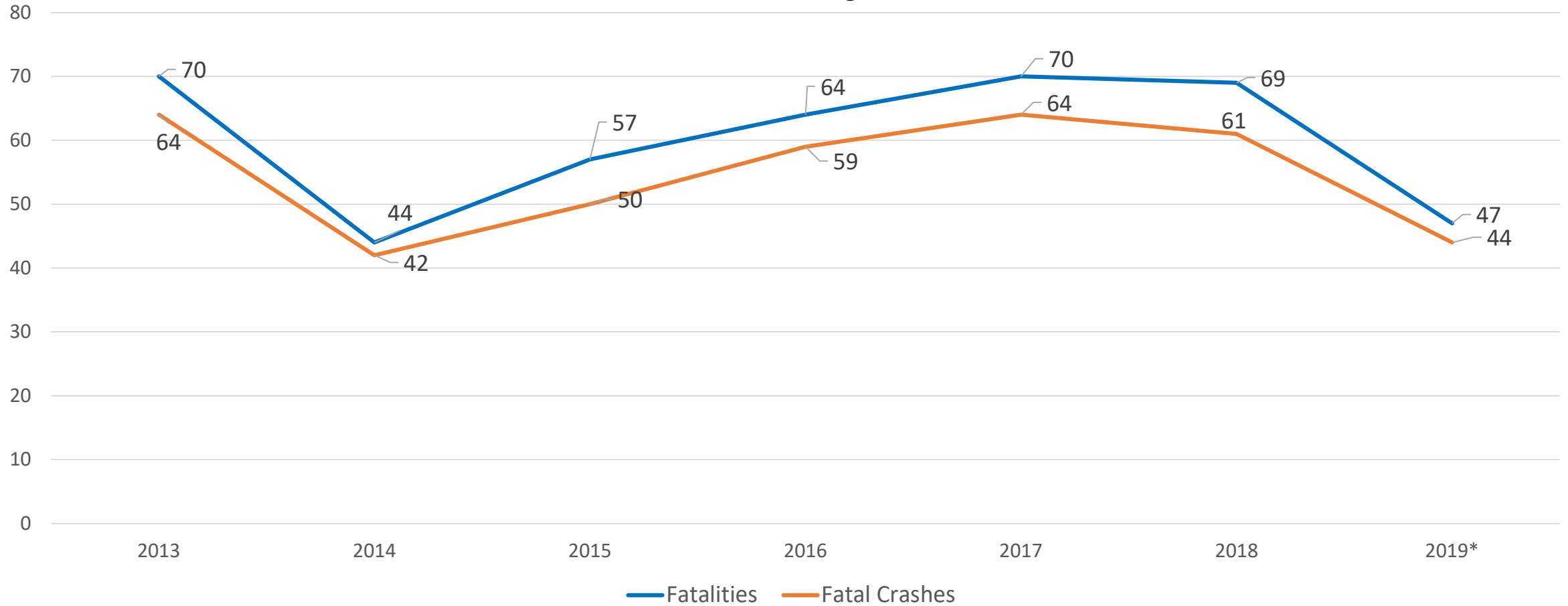


- \$15.7M increase (+75.2%)
- Reflects ongoing commitment to this mission-critical program
- Includes GHSP (\$6M NHTSA funds)
- Major projects include:
 - Burlington Shelburne Road roundabout
 - Colchester Exit 16 Diverging Diamond Interchange
 - Hartford Sykes Ave
 - Hinesburg VT116
- 15 intersection Improvement projects
- 3 pavement markings projects
- 3 sign replacement projects

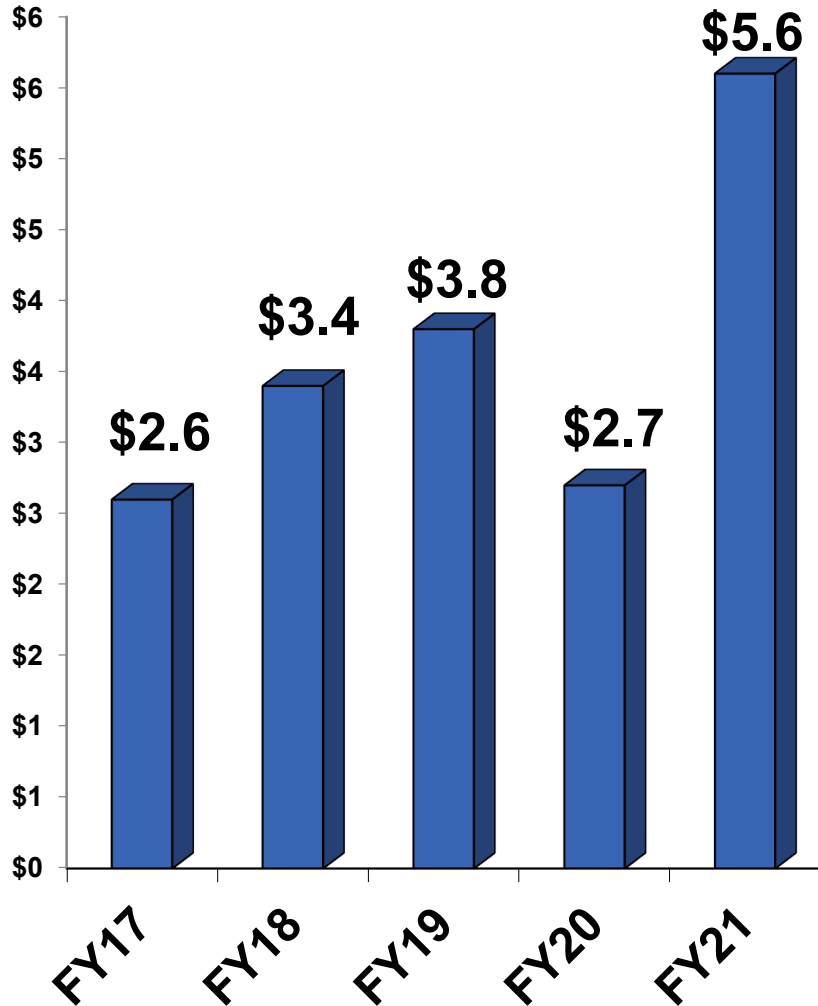
Program Highlights: Highway Safety

Fatalities and Fatal Crashes by Calendar Year

** Data Current Through 01/16/20*

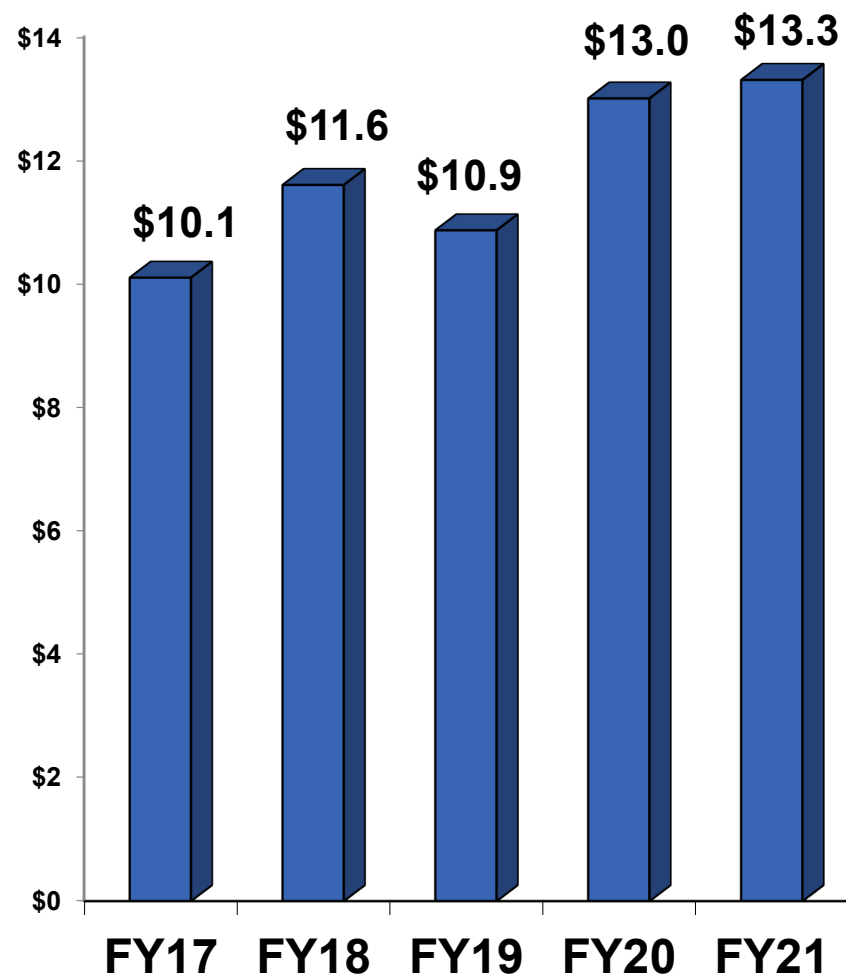


Park & Ride Facilities - \$5.6M



- Increase of \$2.9M (+110.5%)
- Budgeted projects will create 330 new spaces and 43 level 1 EV charging stations
- Increase driven by two projects:
 - Royalton and Williston
- Funds construction at 5 facilities
 - Cambridge
 - Royalton (new)
 - Thetford
 - Williamstown/Northfield (new)
 - Williston

Bicycle & Pedestrian Facilities - \$13.3M



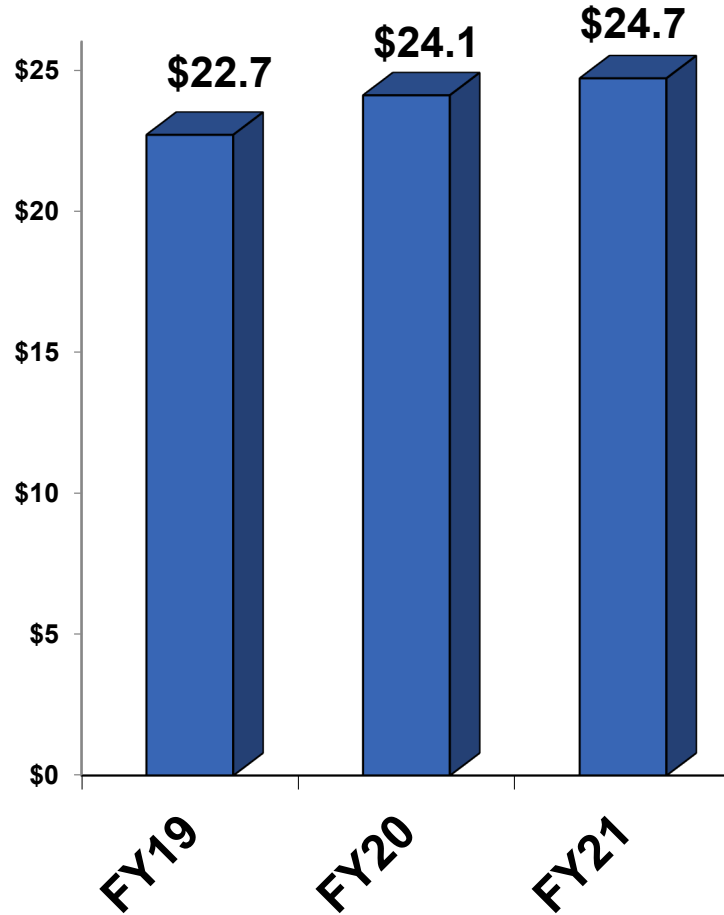
- \$260,000 increase (+2.0%)
- Funds 51 projects
- Construction funding on 39 projects in 36 communities
- Lamoille Valley Rail Trail
 - Commits to completing this project over four years using FHWA formula funds with state match provided by the capital bill (bonds)
- Several larger projects:
 - Bennington Bike/Ped path
 - Colchester-Essex VT15
 - East Montpelier sidewalks
 - Fairfield sidewalks
 - Milton sidewalks
 - Montpelier – Berlin (Central VT Regional Path)
 - Richford Missisquoi Trail Extension

Transportation Alternatives - \$2.8M



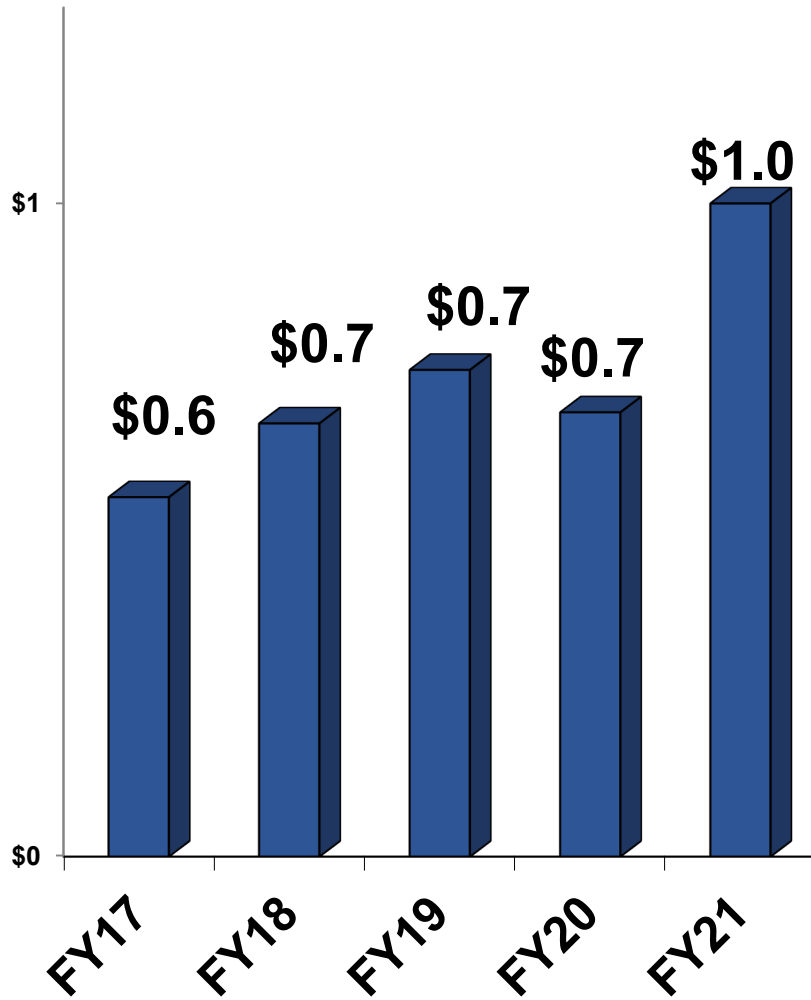
- \$505,000 decrease (-15.5%)
- Funds all projects that received grants to the extent they are ready to proceed
- 38 total projects funded
 - 22 clean water projects
 - 15 bike/ped projects
 - 1 historic covered bridge (Warren)
- Construction on 16 projects

Program Development Admin. - \$24.7M



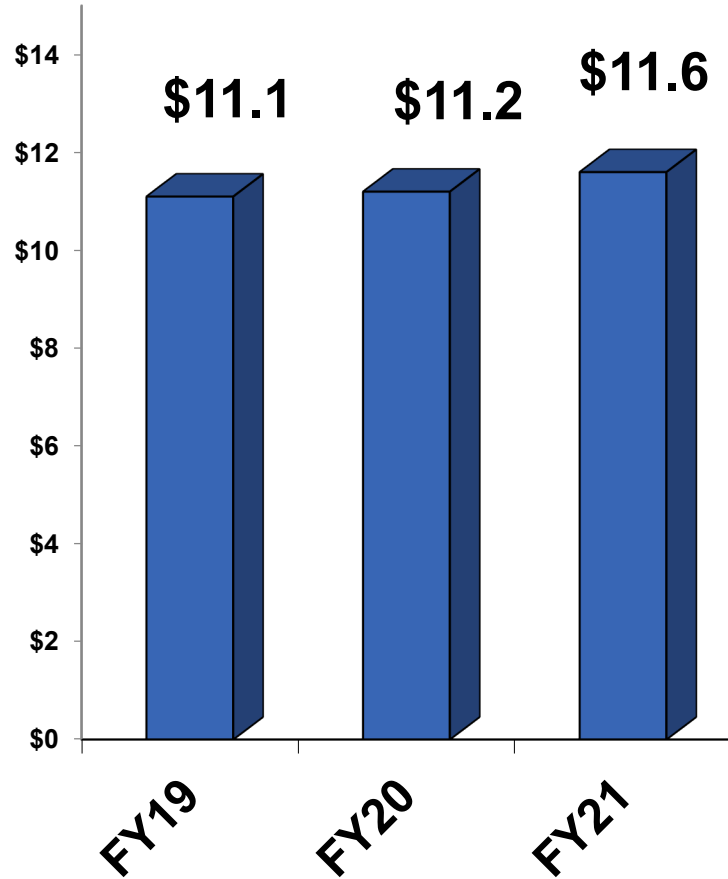
- Increase of \$538,000 (+2.2%)
- Includes \$1.5M funding for Construction Management Software System Project

Rest Areas - \$1.0M



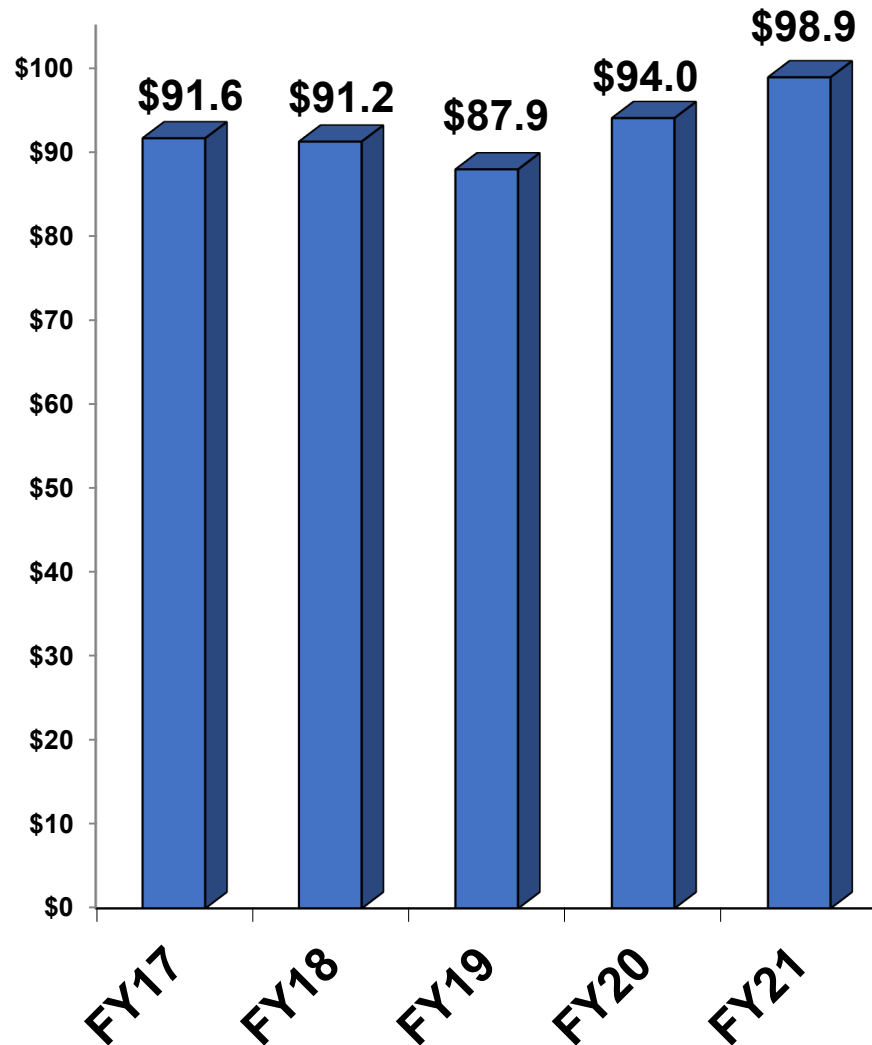
- \$330,000 increase (+48.6%)
- No major construction projects funded
- Funds only major maintenance and repair projects
- Includes capital projects only
- Information center operating costs are budgeted by BGS

Policy and Planning - \$11.6M



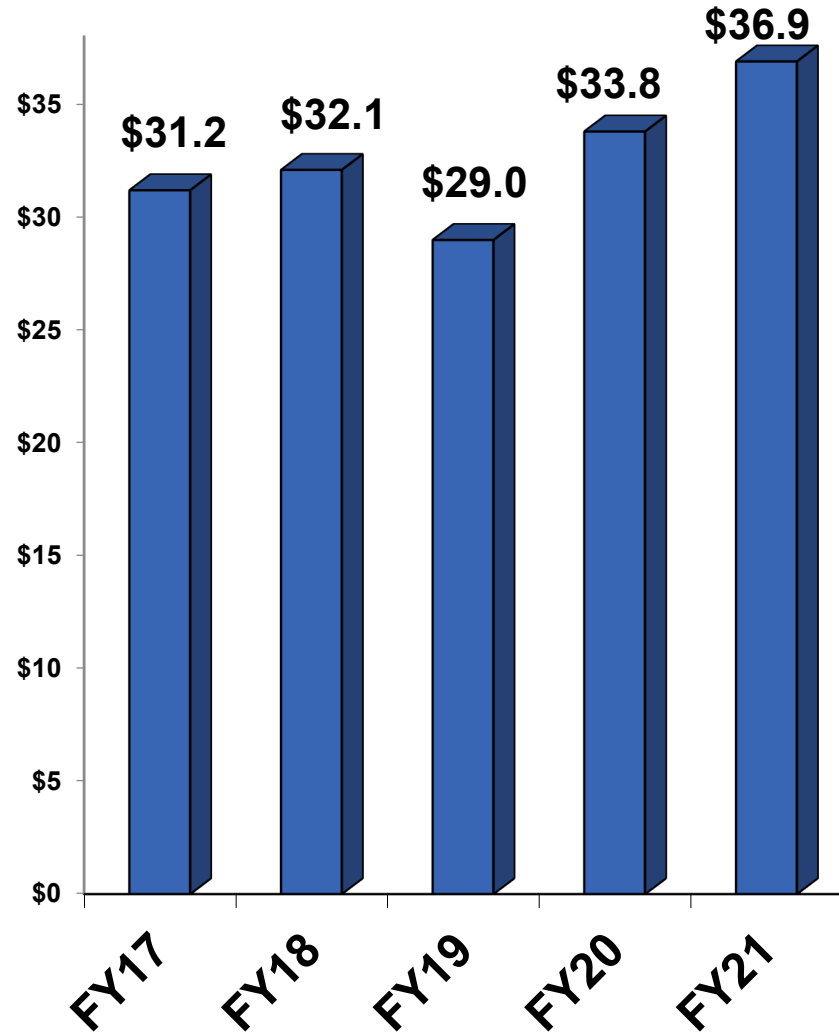
- Increase of \$394,000 (+3.5%)
- Increase is driven by:
 - Salaries and benefits: +\$85,500
 - Insurance: +\$24,000

Maintenance - \$98.9M



- \$4.9M increase (+5.2%)
 - Increases base by \$2.2M for increased overall maintenance costs including salt cost/usage
 - Continues focus on general maintenance, traffic safety, preservation, and resilience – back to basics
 - FY2019 accomplishments:
 - Total acres of mowing: 16,858
 - Total lane miles plowed: 2,558,998
 - Total linear feet of guardrails repair: 21,397
 - Total tons of litter picked up: 396
 - Total miles of ditching: 28.31
 - Total bridges washed: 374 of 1,008

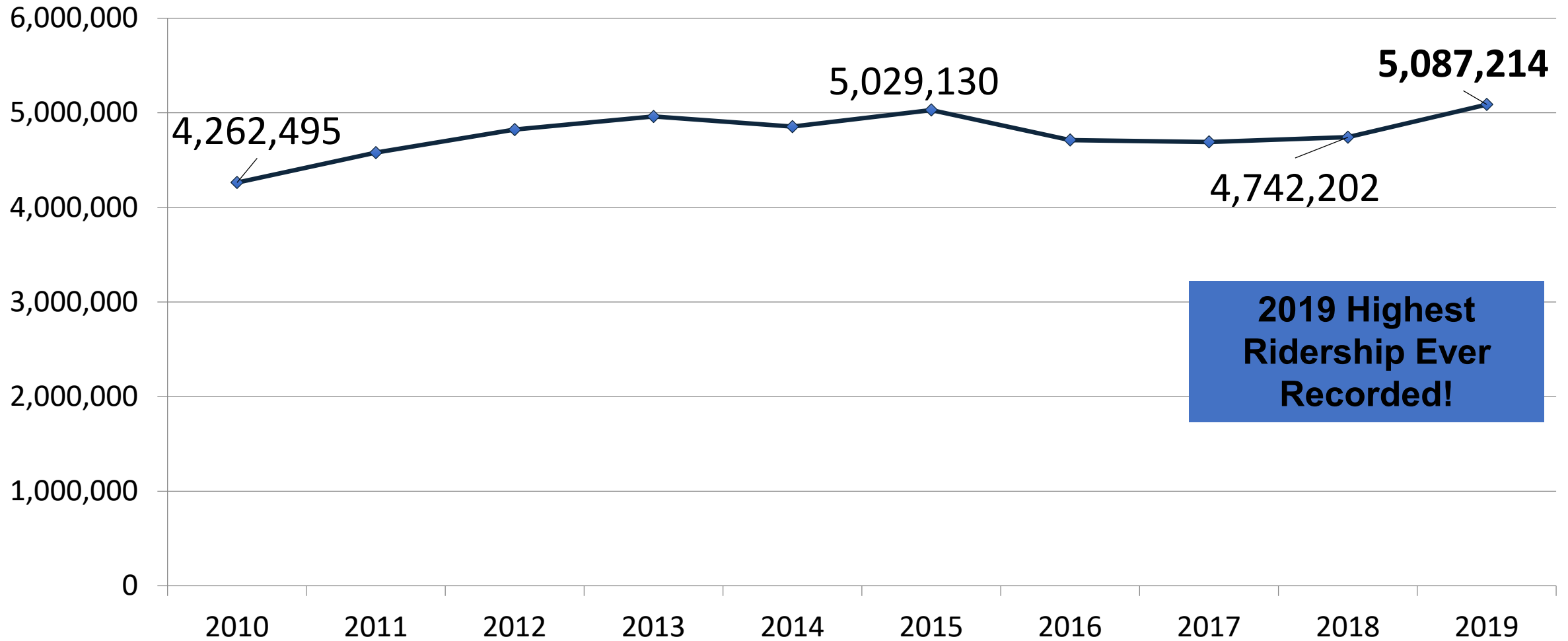
Public Transit - \$36.9M



- \$3M increase (+9.0%)
- Increase is due to federal discretionary grant award for electric buses

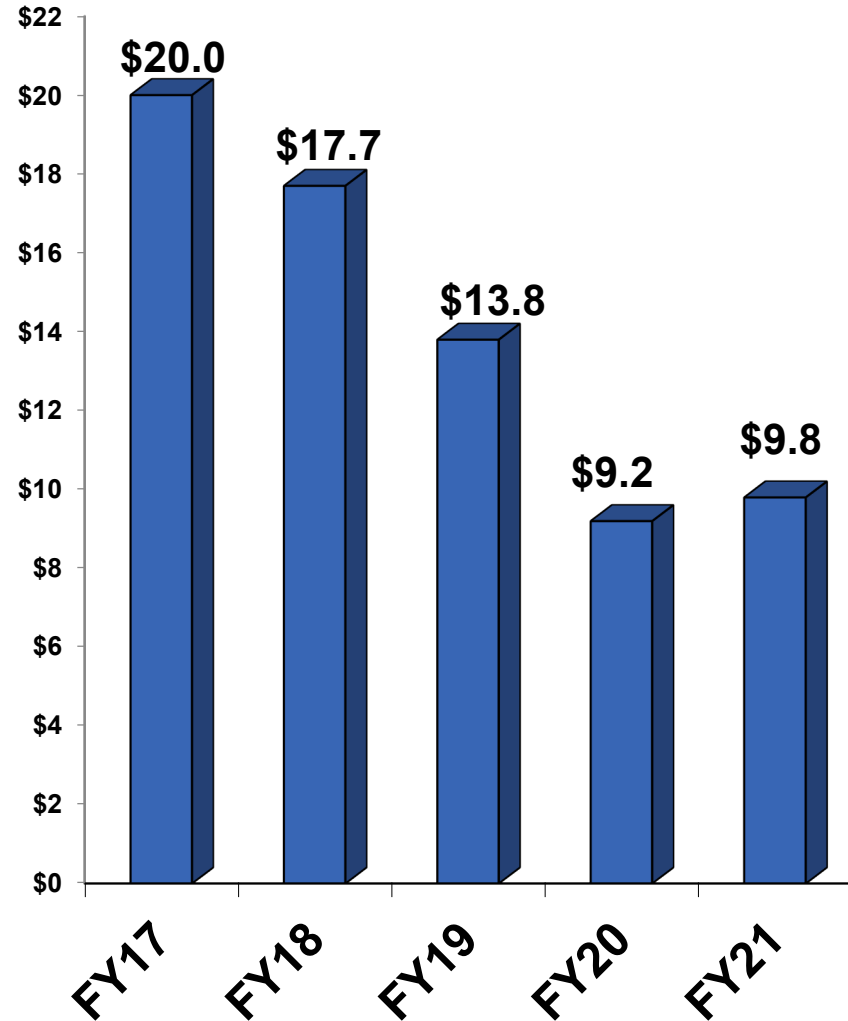
Public Transit Ridership - KPI

Public Transit Ridership by Federal Fiscal Year



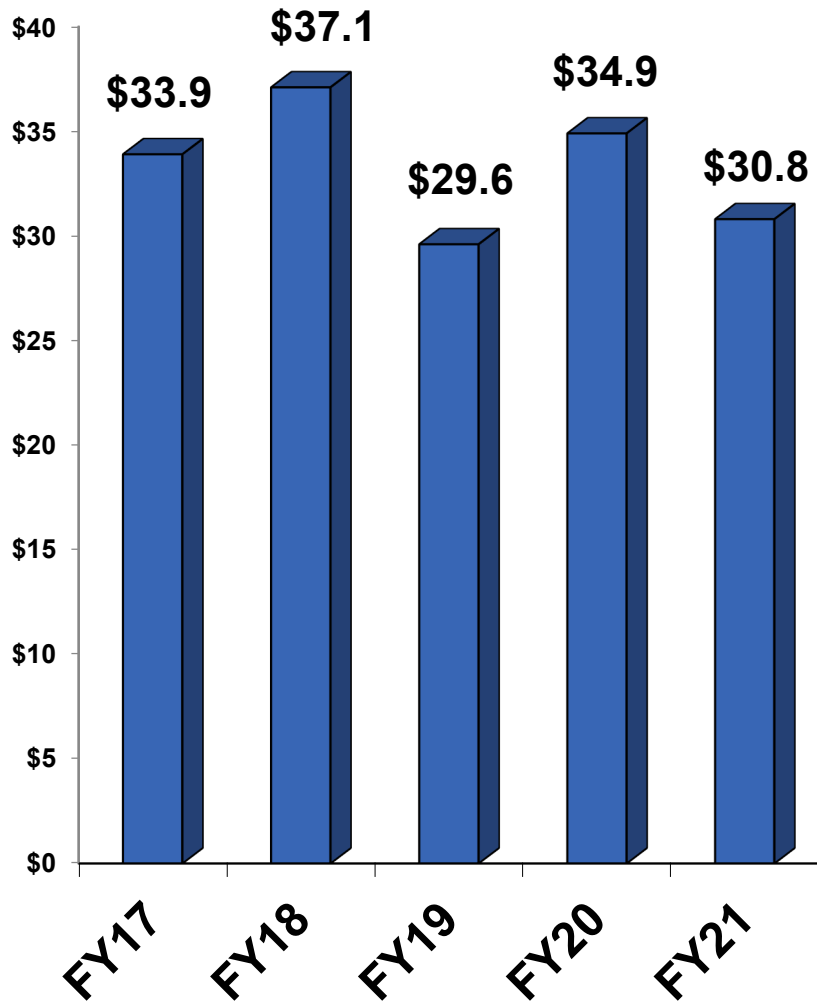
2019 Highest Ridership Ever Recorded!

Aviation - \$9.8M



- \$600,000 increase (+6.5%)
- Increase is predominantly FAA funds
- BTV State fund support capped at \$500K

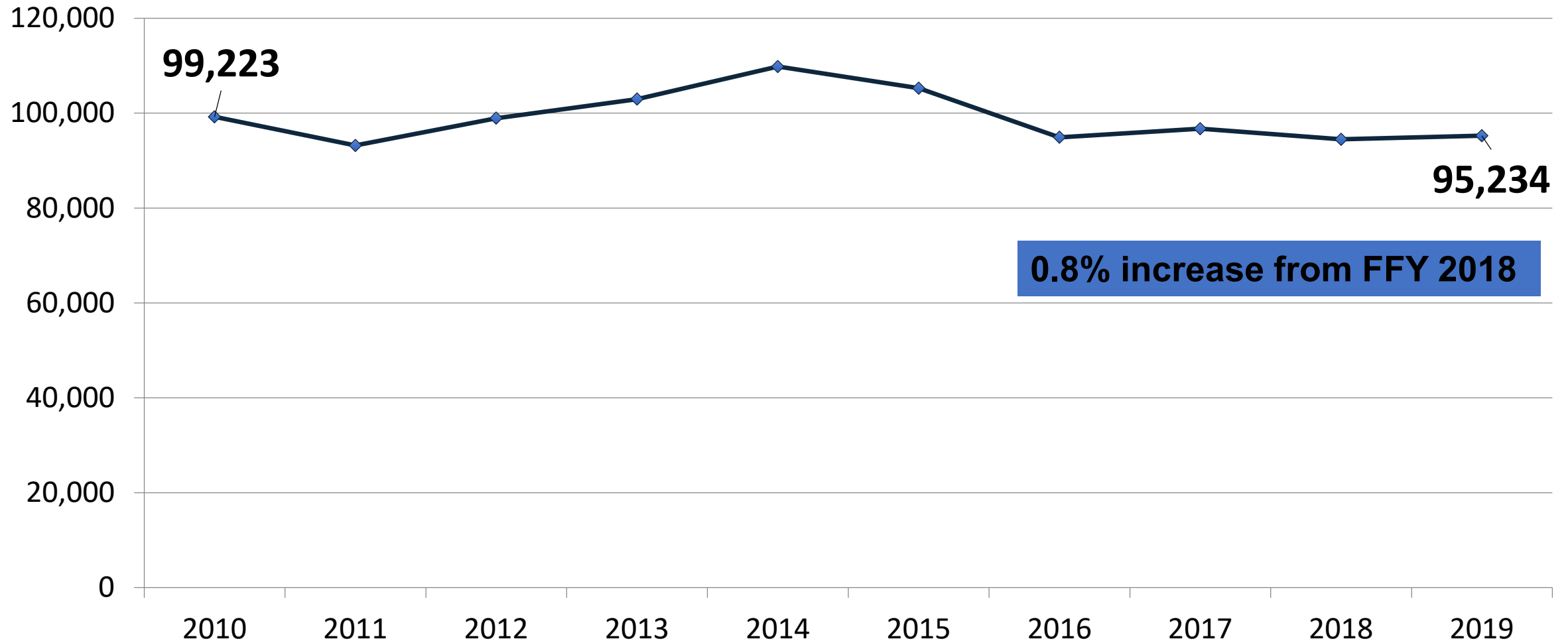
Rail - \$30.8M



- \$4.1M decrease (-11.8%)
- \$8.5M investment in western corridor for extending Amtrak to Burlington
- Includes funding for competitive federal Better Utilizing Investments to Leverage Development (BUILD) grant for Rutland-Hoosick bridges
 - \$31M project: \$20M FRA; \$11M from State and FHWA federal sources

Rail Passenger Ridership - KPI

Intercity Passenger Rail Ridership by Federal Fiscal Year



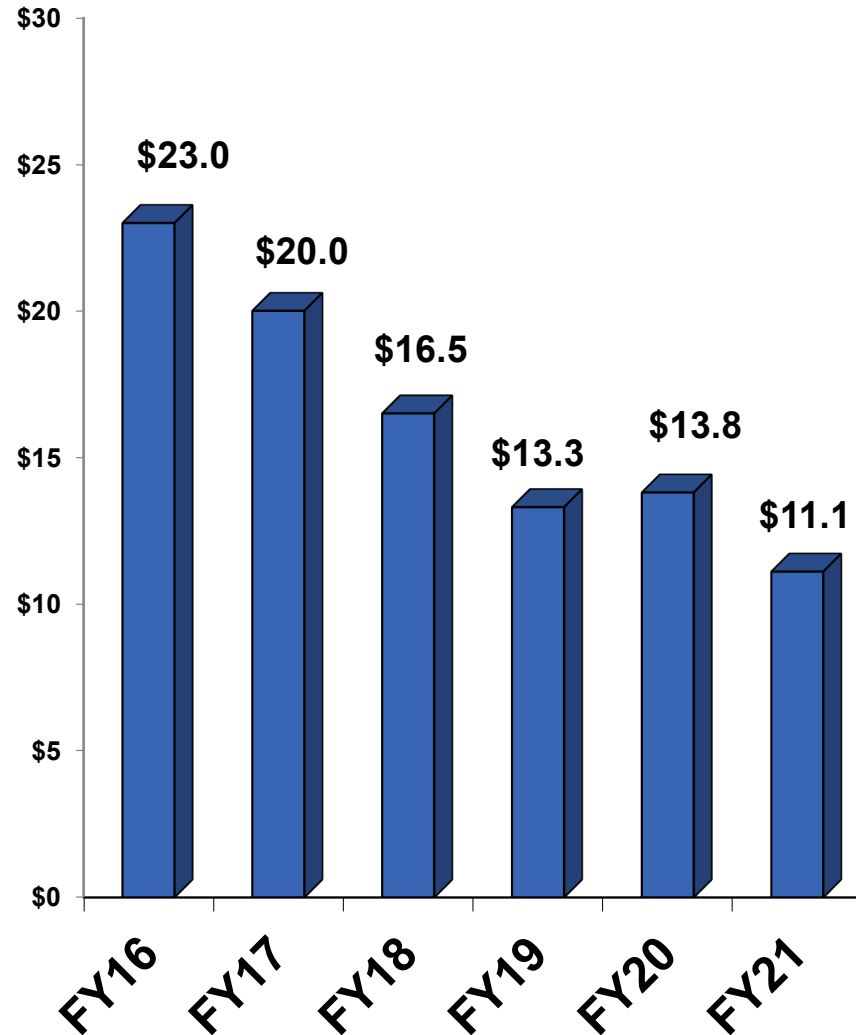
0.8% increase from FFY 2018

Transportation Buildings - \$657K



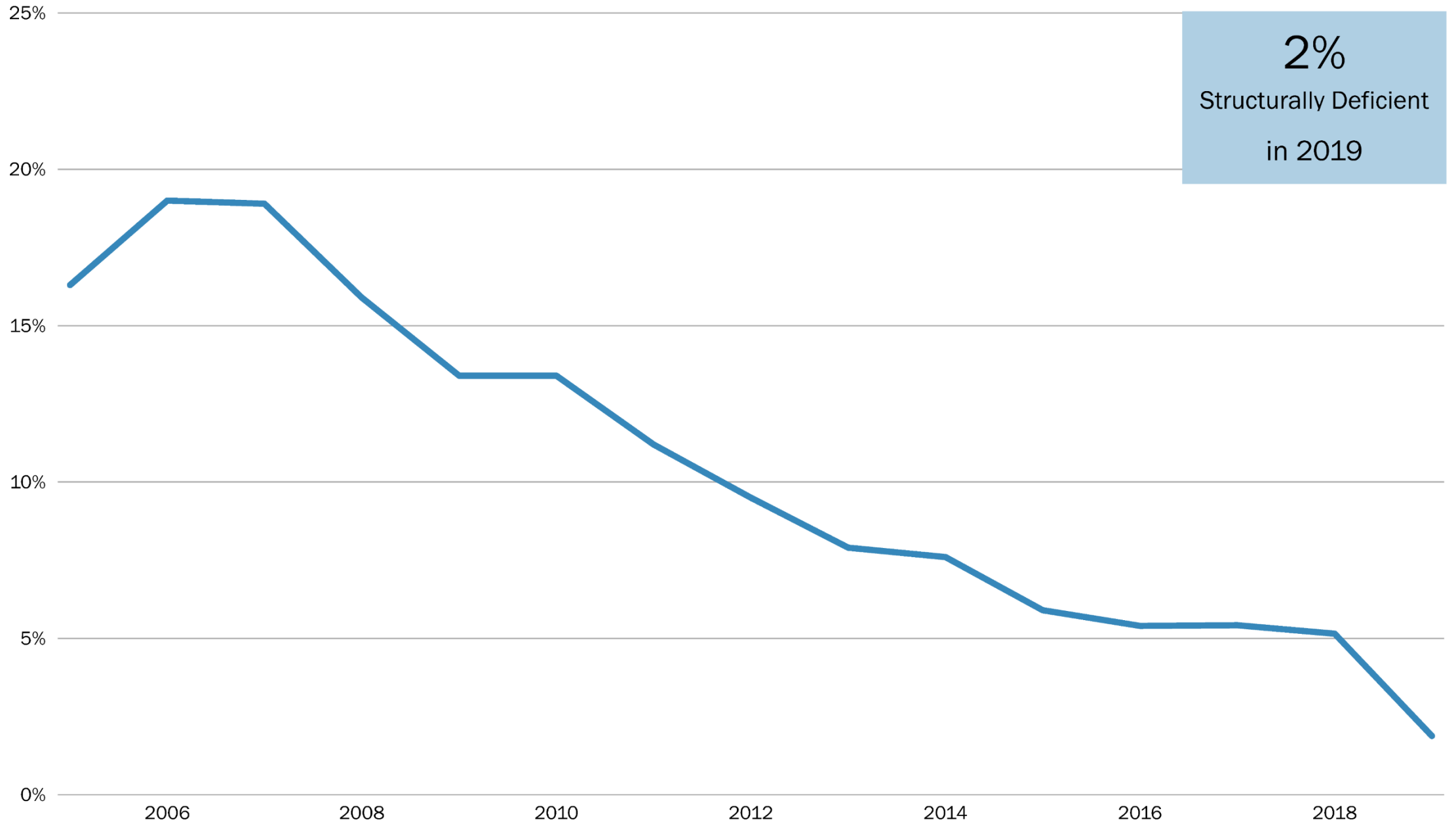
- \$250,000 decrease (-27.6%)
- VTrans operates 64 garages across the state
- This appropriation funds garage replacement projects and other major facility improvements including heating system replacements and emergency generators

Town Highway Bridge - \$11.1M

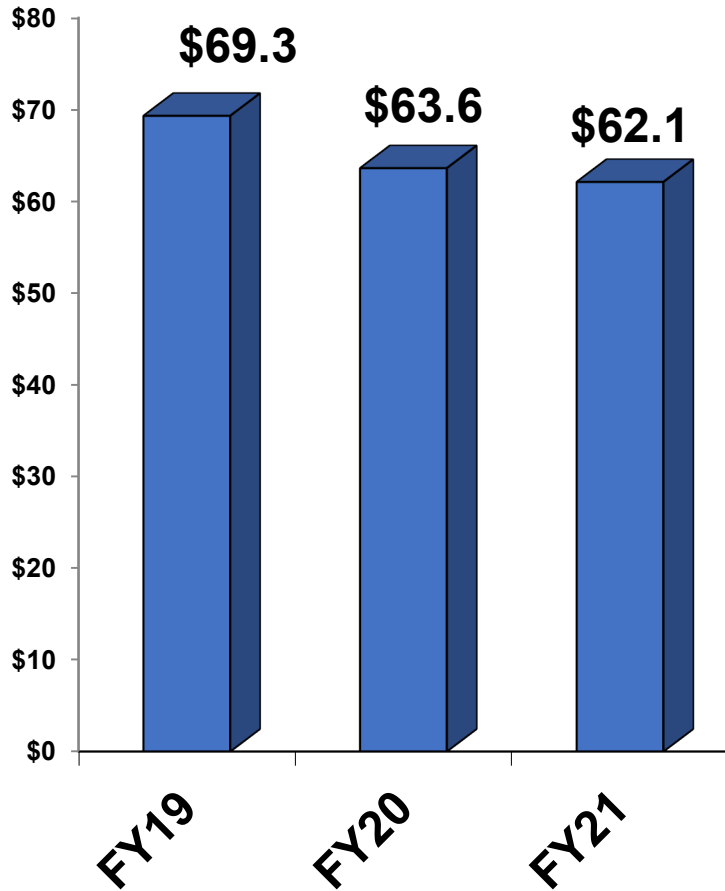


- \$2.8M decrease (-20.0%)
- Funds current projects to level of readiness
- Town Highway bridges are in overall good condition
- Construction on 9 bridges
- Funds additional 30 projects under development

Town Highway System



Town Highway Programs - \$62.1M

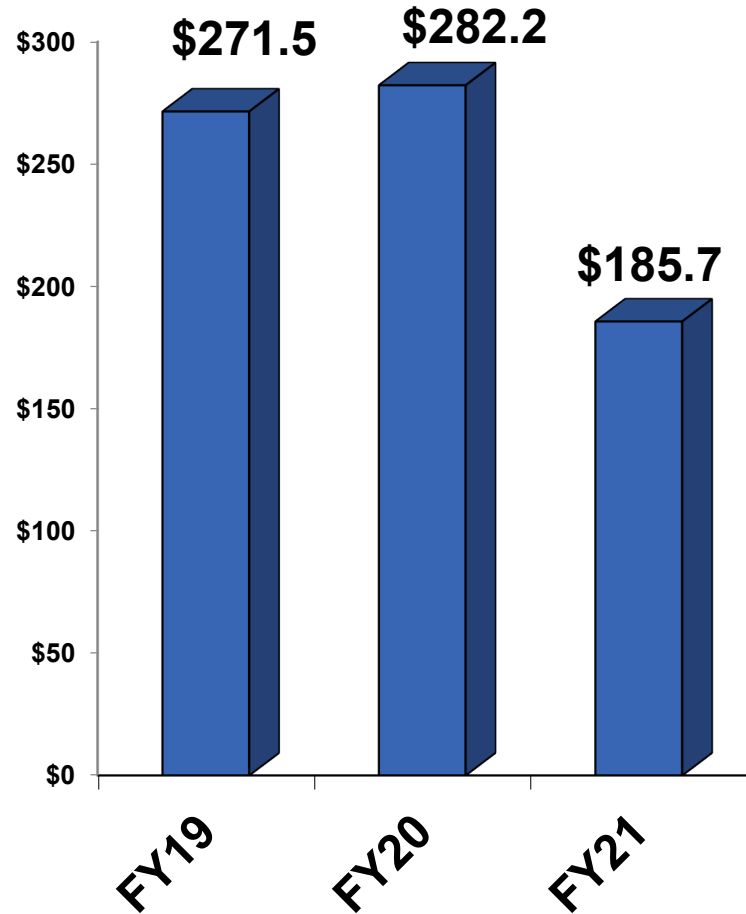


- \$1.5M decrease (-2.4%)
 - Decrease of \$2.8M to TH Bridge
 - Decrease of \$2.9M in Public Assistance Program (FEMA)
 - Irene projects winding down
 - Increase of \$3.7M in Municipal Mitigation Grant Program
 - \$3.7M Clean Water Funding for Municipal assistance program transferred from ANR to AOT
 - Increase of \$442,608 to TH Aid based on statutory formula
 - Other town highway programs level funded

Town Highway Grant Programs

- \$27.1M for Town Highway Aid (formula)
 - Increase of \$442,608 by statutory formula
- Town Programs Level funded at recent levels
 - \$6.33M for TH Structures grants
 - \$7.65M for TH Class 2 grants
 - \$1.15M for TH non-federal disasters (not FEMA eligible)
 - \$180,000 for TH federal disasters
 - FHWA – Emergency Relief – reflects ongoing disaster projects
 - \$128,750 for TH Class 1 Supplemental (formula)

Transportation Board - \$185,750



- Decrease of \$96,000 (-34.2%)
- Eliminated FTE for Motor Vehicle Arbitration Board (“Lemon Law”)
 - Employee retired
 - Duties absorbed by TBoard Executive Director increasing hours