

ANR Budgetary Comparisons

FY 2021 Governor's Recommend vs FY 2021 Governor's Restatement

Department	FY2021 Governor's Recommended Budget	FY 2021 Governor's Restatement Budget	Change FY2021 Governor's Original Recommend to Governors FY 2021 Restatement	% Change FY2021 Governor's Recommend and FY21 Restatement
Natural Resources Central Office	\$ 3,420,435	\$ 3,365,898	\$ (54,537)	-1.6%
ANR PILOT Payment	\$ 2,609,539	\$ 2,575,277	\$ (34,262)	-1.3%
Fish and Wildlife	\$ 26,109,652	\$ 26,062,580	\$ (47,072)	-0.2%
Forests, Parks & Recreation	\$ 28,409,622	\$ 28,159,138	\$ (250,484)	-0.9%
Environmental Conservation	\$ 107,453,824	\$ 104,971,439	\$ (2,482,385)	-2.3%
Total	\$ 168,003,072	\$ 165,134,332	\$ (2,868,740)	-1.71%
Federal Funds	\$ 51,771,776	\$ 52,235,233	\$ 463,457	0.9%
Special Funds	\$ 65,628,268	\$ 63,353,938	\$ (2,274,330)	-3.5%
General Funds	\$ 30,933,672	\$ 30,005,662	\$ (928,010)	-3.0%
Fish and Wildlife Funds	\$ 9,100,152	\$ 9,099,448	\$ (704)	0.0%
IDT Funds	\$ 10,569,204	\$ 10,440,051	\$ (129,153)	-1.2%
Funds Total	\$ 168,003,072	\$ 165,134,332	\$ (2,868,740)	-1.71%

FY 2020 As Passed vs FY 2021 Governor's Restatement

Department	FY2020 Budget As Passed	FY 2021 Governor's Restatement Budget	Change from FY 2020 To Governor's Restatement Budget	Percent Change FY2021 Governor's Recommend and FY21 Restatement
Natural Resources Central Office	\$ 3,402,398	\$ 3,365,898	\$ (36,500)	-1.1%
ANR PILOT Payment	\$ 2,561,955	\$ 2,575,277	\$ 13,322	0.5%
Fish and Wildlife	\$ 24,401,480	\$ 26,062,580	\$ 1,661,100	6.8%
Forests, Parks & Recreation	\$ 26,063,203	\$ 28,159,138	\$ 2,095,935	8.0%
Environmental Conservation	\$ 104,383,280	\$ 104,971,439	\$ 588,159	0.6%
Total	\$ 160,812,316	\$ 165,134,332	\$ 4,322,016	2.69%
Federal Funds	\$ 54,971,917	\$ 52,235,233	\$ (2,736,684)	-5.0%
Special Funds	\$ 57,453,683	\$ 63,353,938	\$ 5,900,255	10.3%
General Funds	\$ 28,971,895	\$ 30,005,662	\$ 1,033,767	3.6%
Fish and Wildlife Funds	\$ 9,236,567	\$ 9,099,448	\$ (137,119)	-1.5%
IDT Funds	\$ 10,178,254	\$ 10,440,051	\$ 261,797	2.6%
Funds Total	\$ 160,812,316	\$ 165,134,332	\$ 4,322,016	2.69%

Important items of note

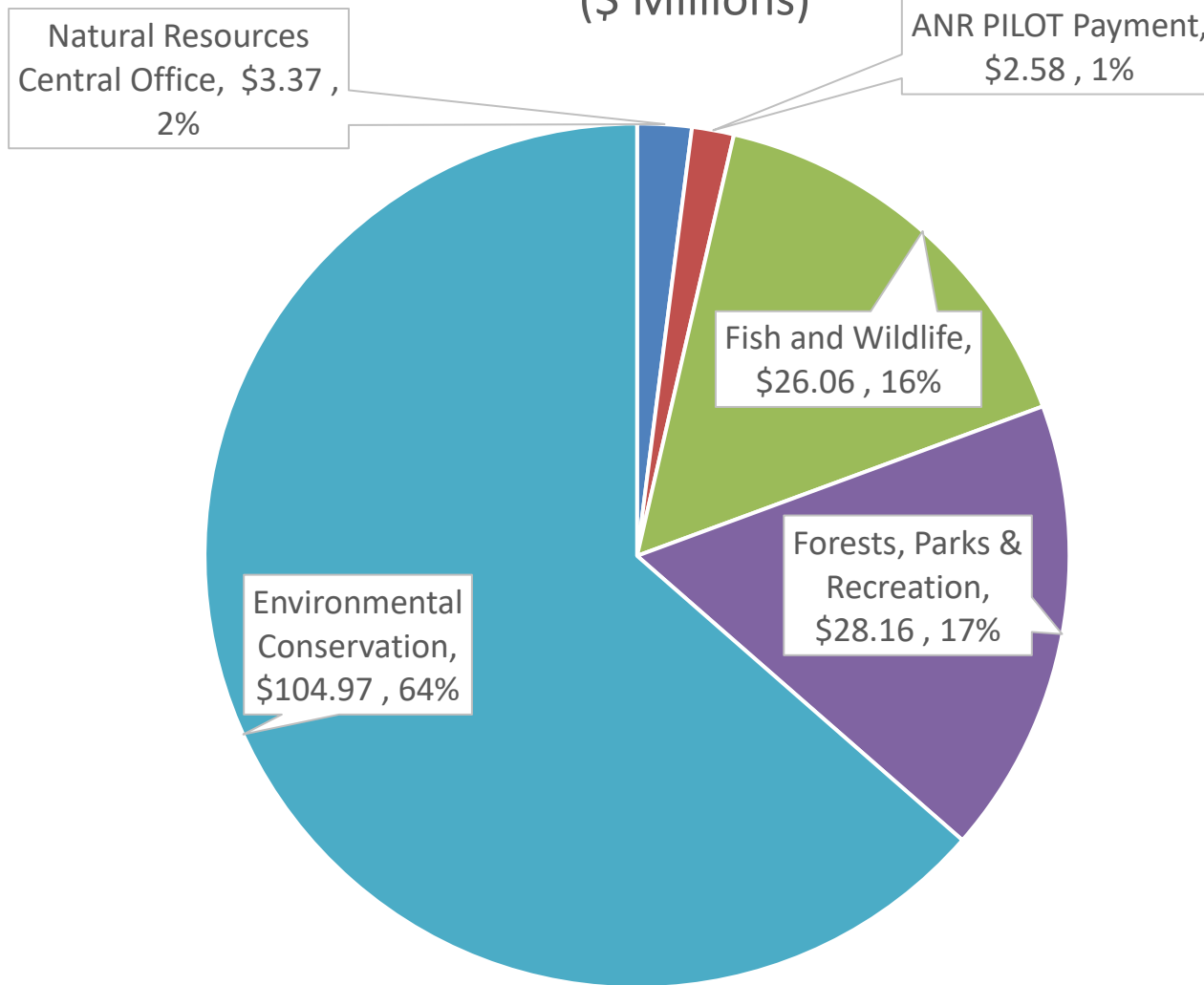
Special fund Increase in from FY 2020 to FY 2021

- Increased contractual and grant expenses associated with site work (e.g. Bennington waterline)
- Shift of spending from General Fund to SRF Admin fees

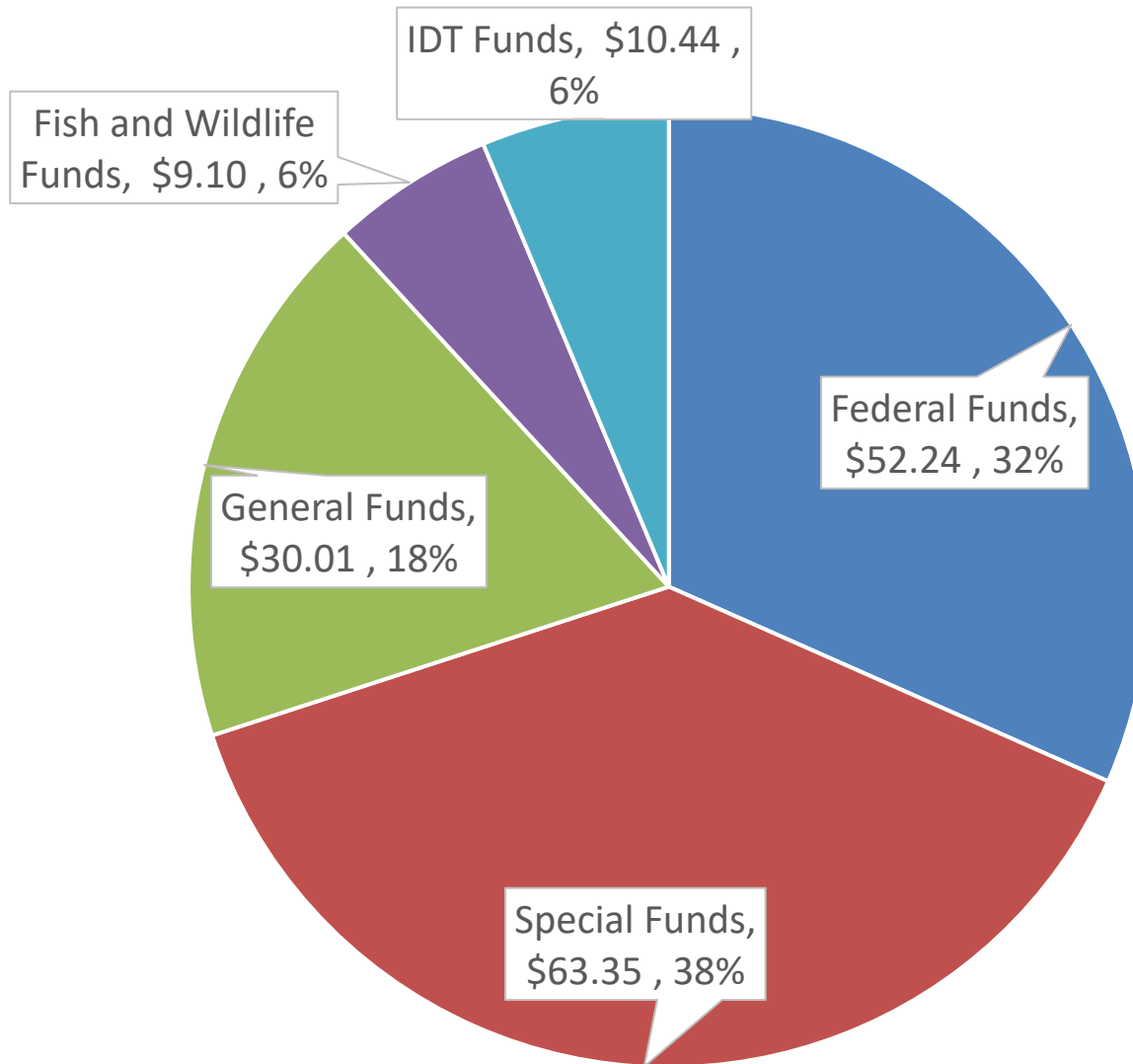
General Fund increases due to

- Funding to cover the costs of internal Service funds
- Funding to cover the annualization of Pay Act

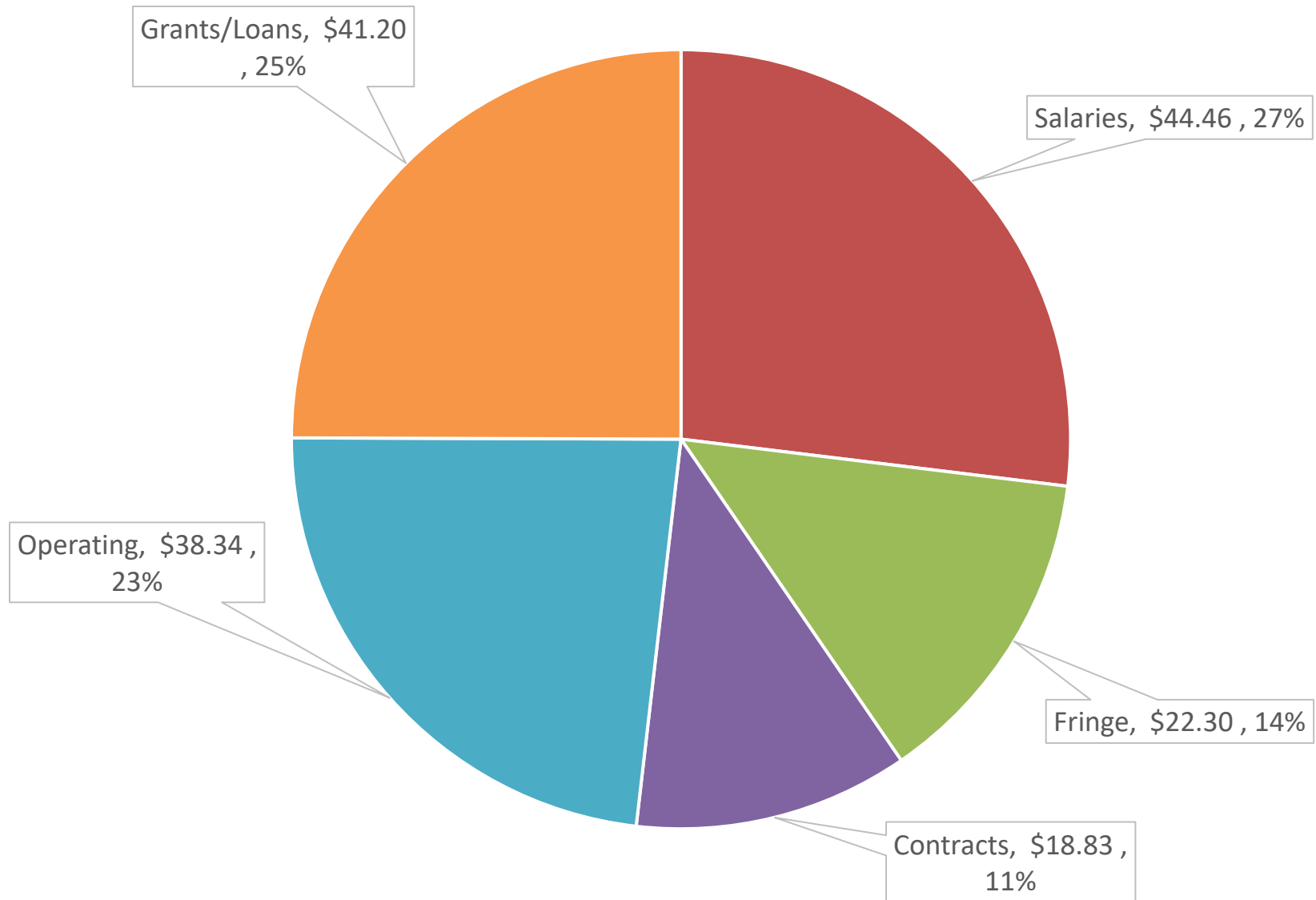
FY2021 Restatement Governor's Recommended Budget By Department (\$ Millions)



FY2021 Restatement Governor's Recommended Budget By Fund
(\$ Millions)



FY2021 Restatement Governor's Recommended Budget By Expense Type (\$ Millions)



Fiscal Year 2021 Budget Development Addendum - ANR Central Office

	General \$\$	Special \$\$	Interdept'l Transfer \$\$	Total \$\$
ANR Secretary's Office: FY 2021 Governor Recommend	2,739,131	581,393	99,911	3,420,435
Updated Internal Service Fund Allocations	(4,327)			(4,327)
Vacancy Savings (Deputy Secretary and Deputy Finance Director)	(50,210)			(50,210)
Subtotal of Increases/Decreases	(54,537)	0	0	(54,537)
FY 2021 Governor Recommend Addendum	2,684,594	581,393	99,911	3,365,898
ANR PILOT: FY 2021 Governor Recommend	2,188,039	0	421,500	2,609,539
Updated to reflect actual PILOT Payment; Gov Rec Reflects estimated Payment Based on Projected Land Acquisitions	(34,262)			(34,262)
Subtotal of Increases/Decreases	(34,262)	0	0	(34,262)
FY 2021 Governor Recommend Addendum	2,153,777	0	421,500	2,575,277
ANR CO FY 2021 Governor Recommend	4,927,170	581,393	521,411	6,029,974
TOTAL INCREASES/DECREASES	(88,799)	0	0	(88,799)
ANR CO FY 2021 Governor Recommend Addendum	4,838,371	581,393	521,411	5,941,175

Fiscal Year 2021 "Restated" Budget Development Form - Department of Environmental Conservation

	General \$\$ 9.40%	Special \$\$ 47.54%	Federal \$\$ 35.28%	Interdept'l Transfer \$\$ 7.78%	Total \$\$
FY 2021 Original Governor Recommended Budget	10,099,024	51,078,938	37,914,383	8,361,479	107,453,824
Reduction of Internal Service Fund Allocation Charges (ADS Allocation ↓ \$-20,780; DHR Allocation ↓ \$-11,175; FFS ↓ \$-5,288; VISION Allocation ↓ \$-15,721; W/C ↓ \$-4,539; Liability Ins ↓ \$-3,369; Property Ins ↓ \$-410)	(45,962)	-	-	(15,320)	(61,282)
Reduction in National Life lease costs due to renegotiated lease and revised ANR allocations - funding to be transferred to FPR (Net Neutral)	(54,163)	-	-	-	(54,163)
Low Emission Vehicle/VCERTT contract savings due to final request for proposals (RFPs) coming in less than originally budgeted for FY21. Expected savings will to help offset portion of anticipated shortfall in permit fees due to COVID-19.	-	(50,000)	-	-	(50,000)
Contract savings in Contaminated Sites Program for the Windsor dry cleaning site have been recently approved to be covered directly under the U.S. EPA Removals Program in lieu of our Environmental Contingency Fund (ECF). Reduction in budget for contract services for Sites Program. Expected savings will to help offset some of anticipated shortfall in special funds due to COVID-19.	-	(67,500)	-	-	(67,500)
Reallocate ~4.5 FTEs (w/related operating) within our newly created Water Investment Division's Watershed Planning Program and Clean Water Initiative Program over to State Revolving Fund (SRF) admin fees to address reduction in GF and implementation of strategic initiatives aimed at Clean Water.	(402,990)	402,990	-	-	0
Transfer of the work performed by the Underground Injection Control Program (which has been authorized as eligible under the federal Safe Drinking Water Act) to the related Drinking Water SRF federal grant set-aside funding to address a reduction in GF.	(56,000)	-	56,000	-	0
Leverage earned "banked authority" under the federal grant from U.S. EPA for the Drinking Water State Revolving Fund (DWSRF) Program's Technical Assistance and Program Management set-asides to help fund portion of Drinking Water Program positions currently funded in part through permit fees in an effort to address anticipated shortfall in special fund revenues (mainly permit fees) due to COVID-19.	-	(200,000)	200,000	-	0
Transfer funding source for ~3 FTEs (\$305k~) within our Drinking Water Program performing work related to implementation of the Safe Drinking Water Act. Positions are funded with permit fees (special funds) which are anticipated to have a shortfall due to COVID-19 so will increase our planned usage of the DWSRF Admin Fee funds to help address in FY21 budget.	-	-	-	-	0
Additional one-time \$50,000 federal funding received from U.S. EPA through Public Water System Supervision (PWSS) programs grant for emerging contaminant issues which allows transfer of personnel costs currently funded with permit fees related to this work.	-	(50,000)	50,000	-	0
Increase vacancy savings by \$489.6k from the original FY21 budget of \$575.5k for total of \$1.065m to address anticipated shortfall in our originally projected special fund revenues (mainly permit fees) due to COVID-19.	0	(489,631)	0	0	(489,631)
Net decrease in Clean Water Fund pass through projects (decrease in grants of -\$2,088,503 and increase in contracts of \$328,694) due to reduced revenue forecasts.that necessitated a revised Clean Water Board approved budget.	-	(1,759,809)	-	-	(1,759,809)
TOTAL INCREASES/DECREASES	(559,115)	(2,213,950)	306,000	(15,320)	(2,482,385)
Environmental Conservation FY 2021 Governor Recommend "Restated" Budget	9,539,909	48,864,988	38,220,383	8,346,159	104,971,439
% Change from FY'20 Appropriated Budget	-5.5%	-4.3%	0.8%	-0.2%	-2.3%

Fiscal Year 2021 "Restated" Budget Development Form - Department of Environmental Conservation

	General \$\$	Special \$\$	Federal \$\$	Interdept'l Transfer \$\$	Total \$\$
Approp #1 Management & Support Services: FY 2021 Original Governor Recommended Budget	1,875,605	446,131	945,212	7,520,111	10,787,059
Reduction of Internal Service Fund Allocation Charges (ADS Allocation ↓ \$-20,780; DHR Allocation ↓ \$-11,175; FFS ↓ \$-5,288; VISION Allocation ↓ \$-15,721; W/C ↓ \$-4,539; Liability Ins ↓ \$-3,369; Property Ins ↓ \$-410)	(45,962)			(15,320)	(61,282)
Reduction in National Life lease costs due to renegotiated lease and revised ANR allocations - funding to be transferred to FPR (Net Neutral)	(54,163)	0		0	(54,163)
Subtotal of increases/decreases	(100,125)	0	0	(15,320)	(115,445)
FY 2021 Governor Recommend	1,775,480	446,131	945,212	7,504,791	10,671,614
Approp #2: Air & Waste: FY 2021 Original Governor Recommended Budget	224,369	28,250,159	3,588,192	162,805	32,225,525
Low Emission Vehicle/VCERTT contract savings due to final request for proposals (RFPs) coming in less than originally budgeted for FY21. Expected savings will to help offset portion of anticipated shortfall in permit fees due to COVID-19.		(50,000)			(50,000)
Contract savings in Contaminated Sites Program for the Windsor dry cleaning site have been recently approved to be covered directly under the U.S. EPA Removals Program in lieu of our Environmental Contingency Fund (ECF). Reduction in budget for contract services for Sites Program. Expected savings will to help offset some of anticipated shortfall in special funds due to COVID-19.		(67,500)			(67,500)
Increase vacancy savings by \$489.6k from the original FY21 budget of \$575.5k for total of \$1.065m to address anticipated shortfall in our originally projected special fund revenues (mainly permit fees) due to COVID-19.		(71,527)	0		(71,527)
Subtotal of increases/decreases	0	(189,027)	0	0	(189,027)
FY 2021 Governor Recommend	224,369	28,061,132	3,588,192	162,805	32,036,498
Approp #3 Office of Water Programs: FY 2021 Original Governor Recommended Budget	7,999,050	22,382,648	33,380,979	678,563	64,441,240
Reallocate ~4.5 FTEs (w/related operating) within our newly created Water Investment Division's Watershed Planning Program and Clean Water Initiative Program over to State Revolving Fund (SRF) admin fees to address reduction in GF and implementation of strategic initiatives aimed at Clean Water.	(402,990)	402,990			0
Transfer of the work performed by the Underground Injection Control Program (which has been authorized as eligible under the federal Safe Drinking Water Act) to the related Drinking Water SRF federal grant set-aside funding to address a reduction in GF.	(56,000)		56,000		0
Leverage earned "banked authority" under the federal grant from U.S. EPA for the Drinking Water State Revolving Fund (DWSRF) Program's Technical Assistance and Program Management set-asides to help fund portion of Drinking Water Program positions currently funded in part through permit fees in an effort to address anticipated shortfall in special fund revenues (mainly permit fees) due to COVID-19.		(200,000)	200,000		0
Transfer funding source for ~3 FTEs (\$305k~) within our Drinking Water Program performing work related to implementation of the Safe Drinking Water Act. Positions are funded with permit fees (special funds) which are anticipated to have a shortfall due to COVID-19 so will increase our planned usage of the DWSRF Admin Fee funds to help address in FY21 budget.		0			0
Net decrease in Clean Water Fund pass through projects (decrease in grants of -\$2,088,503 and increase in contracts of \$328,694) due to reduced revenue forecasts.that necessitated a revised Clean Water Board approved budget.		(1,759,809)			(1,759,809)
Additional one-time \$50,000 federal funding received from U.S. EPA through Public Water System Supervision (PWSS) programs grant for emerging contaminant issues which allows transfer of personnel costs currently funded with permit fees related to this work.		(50,000)	50,000		0
Increase vacancy savings by \$489.6k from the original FY21 budget of \$575.5k for total of \$1.065m to address anticipated shortfall in our originally projected special fund revenues (mainly permit fees) due to COVID-19.	0	(418,104)	0		(418,104)
Subtotal of increases/decreases	(458,990)	(2,024,923)	306,000	0	(2,177,913)
FY 2021 Governor Recommend	7,540,060	20,357,725	33,686,979	678,563	62,263,327
DEC FY 2020 Total Appropriated Budget	10,099,024	51,078,938	37,914,383	8,361,479	107,453,824
TOTAL INCREASES/DECREASES	(559,115)	(2,213,950)	306,000	(15,320)	(2,482,385)
DEC FY 2021 Governor Recommend	9,539,909	48,864,988	38,220,383	8,346,159	104,971,439

Fiscal Year 2021 Budget Development Addendum - Vermont Department of Fish and Wildlife

	General \$\$	Special \$\$	Federal \$\$	Interdept'l Transfer \$\$	Fish & Wildlife \$\$	Total \$\$
Approp #1 Fish and Wildlife 6120000000: FY 2021 Governor Recommend	6,496,512	669,737	8,668,133	1,175,118	9,100,152	26,109,652
Reduce the number of Game Warden supervisory districts from four to three and correspondingly do not hire for upcoming vacant Lieutenant position	(134,773)					(134,773)
Refill previously budgeted vacant Game Warden I position	80,830					80,830
ADS cost increase to bring FY21 budget in line with FY20 expenses. FY20 actual expense was \$72k or 19% above budgeted	50,308					50,308
Projected net reduction in federal funds offset by fish & wildlife funds			(56,600)		56,600	0
Reduction in gasoline expenses based on projected decrease in price per gallon					(44,259)	(44,259)
5% reduction in internal service funds	(40,633)				(13,545)	(54,178)
General fund offset from revenue loss due to new free permanent hunting and fishing license for State Recognized Tribal Member License	24,500				(24,500)	0
Increased marketing and education focused on fishing to sustain increase in 2020 license sales	30,000				25,000	55,000
Subtotal of Increases/Decreases	10,232	0	(56,600)	0	(704)	(47,072)
FY 2021 Governor Recommend Addendum	6,506,744	669,737	8,611,533	1,175,118	9,099,448	26,062,580
Vermont Fish and Wildlife FY 2021 Governor Recommend	6,496,512	669,737	8,668,133	1,175,118	9,100,152	26,109,652
TOTAL INCREASES/DECREASES	10,232	0	(56,600)	0	(704)	(47,072)
Vermont Fish and Wildlife FY 2021 Governor Recommend Addendum	6,506,744	669,737	8,611,533	1,175,118	9,099,448	26,062,580

Fiscal Year 2021 Budget Development Addendum - Department of Forests, Parks and Recreation Summary

	General \$\$	Special \$\$	Federal \$\$	Interdept'l Transfer \$\$	Total \$\$
FY 2021 Governor Recommend	9,410,966	13,298,200	5,189,260	511,196	28,409,622
New Expense Pressures:					
UVA process improvement investment to jumpstart the plan to reduce staff time needed to administer the UVA program. This investment will support technology improvements and the digitization of paper files.	75,000				75,000
ADS cost increase in Forestry and Administration to bring the FY21 budget in line with FY20 expenses. FY20 actual expense was \$117k or 28% above budgeted.	118,000				118,000
Revenue reduction for gas tax receipts in the Natural Resource Management Fund.	40,000	(40,000)			0
Solutions:					
Internal service fund reductions.	(47,876)	(4,871)			(52,747)
Staff savings in Forestry general fund resulting from the forestry division realignment underway to improve organization performance. Staff savings are generated through the shifting of roles and responsibilities to reduce redundancies and streamline operations. Interdepartmental changes are part of the realignment to focus on providing essential functions. NRCS funding from Fish & Wildlife is reduced by \$144k and \$30k is added for RCPP water quality improvement education and outreach.	(132,767)			(113,833)	(246,600)
U.S. Forest Service Forestry revenue increase of 10% above the FY21 Governor's recommend due to increased core funding and success with competitive grant proposals.	(214,057)		214,057		0
National Life office space increase due to space changes and updated Agency allocation of cost. This increase is offset by a corresponding reduction in DEC's budget. (Net Neutral)	54,163				54,163
Office rental changes due to reduced space in Morrisville and Rutland \$7k, reduced cost for UVM Extension offices for county foresters \$20k.	(27,000)				(27,000)
One-time Parks vacancy savings resulting from the hiring freeze.		(48,341)			(48,341)
Parks seasonal staff budget decrease of 3% due to a staffing reduction resulting from reduced camping capacity and elimination of concessions, boat rentals and lifeguards for the season.		(122,959)			(122,959)
Reduce parks general fund reliance and increase use of the parks special fund.	(155,791)	155,791			0
Subtotal of Increases/Decreases	(290,328)	(60,380)	214,057	(113,833)	(250,484)
FY 2021 Governor Recommend Addendum	9,120,638	13,237,820	5,403,317	397,363	28,159,138
Forests, Parks and Recreation FY 2021 Governor Recommend	9,410,966	13,298,200	5,189,260	511,196	28,409,622
TOTAL INCREASES/DECREASES	(290,328)	(60,380)	214,057	(113,833)	(250,484)
Forests, Parks and Recreation FY 2021 Governor Recommend Addendum	9,120,638	13,237,820	5,403,317	397,363	28,159,138

Fiscal Year 2021 Budget Development Addendum - Department of Forests, Parks and Recreation Detail

	General \$\$	Special \$\$	Federal \$\$	Interdept'l Transfer \$\$	Total \$\$
Approp #1 Forestry: FY 2021 Governor Recommend	5,139,797	438,049	2,117,543	388,696	8,084,085
New Expense Pressures:					
UVA process improvement investment to jumpstart the plan to reduce staff time needed to administer the UVA program. This investment will support technology improvements and the digitization of paper files.	75,000				75,000
ADS cost increase in Forestry and Administration to bring the FY21 budget in line with FY20 expenses. FY20 actual expense was \$117k or 28% above budgeted.	96,000				96,000
Revenue reduction for gas tax receipts in the Natural Resource Management Fund.	40,000	(40,000)			0
Solutions:					
Internal service fund reductions.	(8,668)				(8,668)
Staff savings in Forestry resulting from the forestry division realignment underway to improve organization performance. Staff savings are generated through the shifting of roles and responsibilities to reduce redundancies and streamline operations.	(102,767)				(102,767)
In response to the administration's directive to review our services and realign positions to meet essential functions, the Division identified the services provided to support NRCS cost-share programs were non-essential and moved two staff to fill critical vacancies.				(143,833)	(143,833)
Increase Regional Conservation Partnership Program (RCPP) funding for water quality improvement education and outreach from \$10k to \$40k.	(30,000)			30,000	0
U.S. Forest Service revenue increase of 10% above the FY21 Governor's recommend due to increased core funding and success with competitive grant proposals.	(214,057)		214,057		0
Office rental changes due to reduced space in Morrisville and Rutland \$7k, reduced cost for UVM Extension offices for county foresters \$20k.	(27,000)				(27,000)
Subtotal of Increases/Decreases	(171,492)	(40,000)	214,057	(113,833)	(111,268)
FY 2021 Governor Recommend Addendum	4,968,305	398,049	2,331,600	274,863	7,972,817
Approp #2 State Parks: FY 2021 Governor Recommend	1,079,612	10,840,000	0	0	11,919,612
Solutions:					
Expense Changes					0
Internal service fund reductions.	(14,618)	(4,871)			(19,489)
One-time vacancy savings resulting from the hiring freeze.		(48,341)			(48,341)
Seasonal staff budget decrease of 3% due to staffing reduction resulting from reduced camping capacity and elimination of concessions, boat rentals and lifeguards for the season.		(122,959)			(122,959)
Reduce general fund reliance and increase use of the parks special fund.	(155,791)	155,791			0
Subtotal of Increases/Decreases	(170,409)	(20,380)	0	0	(190,789)
FY 2021 Governor Recommend Addendum	909,203	10,819,620	0	0	11,728,823

Fiscal Year 2021 Budget Development Addendum - Department of Forests, Parks and Recreation Detail

	General \$\$	Special \$\$	Federal \$\$	Interdept'l Transfer \$\$	Total \$\$
Approp #3 Lands Administration and Recreation: FY 2021 Governor Recommend	909,727	2,020,151	3,071,717	122,500	6,124,095
Solutions:					
Internal service fund reductions.	(1,196)				(1,196)
Subtotal of Increases/Decreases	(1,196)	0	0	0	(1,196)
FY 2021 Governor Recommend Addendum	908,531	2,020,151	3,071,717	122,500	6,122,899
Approp #4 Forests and Parks Access Roads: FY 2021 Governor Recommend	179,925	0	0	0	179,925
<i>No changes</i>					0
Subtotal of Increases/Decreases	0	0	0	0	0
FY 2021 Governor Recommend Addendum	179,925	0	0	0	179,925
Approp #5 Administration: FY 2021 Governor Recommend	2,101,905	0	0	0	2,101,905
New Expense Pressures:					
ADS cost increase in Administration and Forestry to bring the FY21 budget in line with FY20 expenses. FY20 actual expense was \$117k or 28% above budgeted.	22,000				22,000
National Life office space increase due to space changes and updated Agency allocation of cost. This increase is offset by a corresponding reduction in DEC's budget. (Net Neutral)	54,163				54,163
Solutions:					0
Internal service fund reductions.	(23,394)				(23,394)
Subtotal of Increases/Decreases	52,769	0	0	0	52,769
FY 2021 Governor Recommend Addendum	2,154,674	0	0	0	2,154,674
Forests, Parks and Recreation FY 2021 Governor Recommend	9,410,966	13,298,200	5,189,260	511,196	28,409,622
TOTAL INCREASES/DECREASES	(290,328)	(60,380)	214,057	(113,833)	(250,484)
Forests, Parks and Recreation FY 2021 Governor Recommend Addendum	9,120,638	13,237,820	5,403,317	397,363	28,159,138

FY 2021 Governor's Restatement Budget Language

* * NATURAL RESOURCES * * *

Sec E.701: PILOT

32 V.S.A. § 3708(d) is amended to read:

(d) Beginning in fiscal year ~~2022~~ 2023, and thereafter in periods of no less than three years and no greater than five years, the Secretary of Natural Resources shall recommend an adjustment to update the base payments established under subsection (c) of this section consistent with the statewide municipal tax rate or other appropriate indicators. For years that the Secretary of Natural Resources recommends an adjustment under this subsection, a request for funding the adjustment shall be included as part of the budget report required under section 306 of this title.

EXPLANATION: Given the current COVID-19 crisis, and associated fiscal challenges, ANR is recommended that the review of the base payments be shifted to FY 2023.

Sec. E.702: ATV Use on Frozen Water Bodies

23 V.S.A. § 3502 (a)(2)(E) is added to read:

§3502. REGISTRATION AND TRAIL ACCESS DECAL (TAD) REQUIRED EXCEPTIONS

(a)(1) Except as otherwise provided in this section, an individual shall not operate an ATV on the VASA Trail System, on State land designated by the Secretary pursuant to subdivision 3506(b)(4) of this title, or along any highway that is not adjacent to the property of the operator unless the ATV:

(2) Notwithstanding subdivision (1) of this subsection, neither registration nor display of a TAD is required to operate an ATV:

(A) on the property of the owner of the ATV;

(B) in a ski area, off the highway, for the purpose of grooming snow, maintenance, or in rescue operations.; No. 121 Page 36 of 48 2020 VT LEG #349358 v.1

(C) for official use by a federal, State, or municipal agency and only if the all-terrain vehicle ATV is identified with the name or seal of the agency in a manner approved by the Commissioner.; or

(D) Solely on privately owned land when the operator is specifically invited to do so by the owner of that the property and has on his or her person carries the written consent of the owner.

(E) on frozen bodies of water as designated by the Agency of Natural Resources under the provisions of 10 V.S.A. § 2607. Notwithstanding section 3506 (b) (13) and (16), an ATV operator shall not be required to have insurance or protective headgear while on a frozen body of water.

EXPLANATION: When the changes to the ATV statutes were made in the 2020 Transportation bill (Act 121) we intended to mirror the snowmobile statutes closely. One omission was that was not included is the exemption for use on frozen bodies of water. It was not the intent of the Fish and Wildlife Department, VASA, or, we believe, the Legislative committees, to require a trail access decals, helmets or insurance for ATV use on these frozen bodies of water, just as we do not require them for snowmobile use in the same circumstances. VASA agrees with this change.

Sec. E.706. Administrative Costs for VASA Grants

23 V.S.A. § 3513 is amended to read:

§ 3513. LIABILITY INSURANCE; AUTHORITY TO CONTRACT FOR LAW ENFORCEMENT SERVICES

(a) The amount of 90 percent of the fees and penalties collected under chapter, except interest, is allocated to the Agency of Natural Resources for use by the Vermont ATV Sportsman's Association (VASA) for development and maintenance of a Statewide ATV Trail Program, for trail liability insurance, and to contract for law enforcement services with any constable, sheriff's department, municipal police department, the Department of Public Safety, and the Department of Fish and Wildlife for purposes of trail compliance pursuant to this chapter. The Departments of Public Safety and of Fish and Wildlife are authorized to contract with VASA to provide these law enforcement services. The Agency of Natural Resources shall retain for its use up to \$7,000.00 during each fiscal year to be used for administration of the State grant that supports this program.

EXPLANATION: The above language reinstates \$7,000 previously allocated to the Agency of Natural Resources and utilized by FPR for the State's role in overseeing and administering the statewide ATV trails program. This language was struck in Act 158 Sec. 28 of 2017, without consultation with the department despite the direct budgetary impact.

Sec E.711: Allowable Solid Waste Management Assistance Fund Transfer to ECF

10 V.S.A. § 6618(e) is amended to read:

(e)The Secretary may allocate funds at the end of the fiscal year from the Solid Waste Management Assistance Account to the Fund, established pursuant to section 1283 of this title, upon a determination that the Funds available in the Environmental Contingency Fund are insufficient to meet the State's obligations pursuant to subdivision 1283(b)(9) of this title. Any expenditure of funds transferred shall be restricted to funding the activities specified in subdivision 1283(b)(9) of this title. In no case shall the unencumbered balance of the Solid Waste Account following the transfer authorized under this subsection be less than \$300,000.00.

EXPLANATION: Current law allows a transfer of Solid Waste Management Assistance Fund (SWMAF) to the Environmental Contingency Fund (ECF), however current statute limits the use of funds transferred to solely costs associated with expenditures to remediate Federal Superfund Sites (outlined under 1283(b)(9)). Given continued fiscal strains on the ECF related to all expenditure categories covered under 1283(b), including DEC obligations at Superfund sites, State-lead hazardous waste sites, brownfields, and hazardous waste spills, expanding this transfer will provide additional resources to the ECF to cover these costs (a sustainable funding stream has not been identified for the ECF) beyond the current hazardous waste tax (\$250k-\$300k annually; 32 V.S.A. Sec. 10103). Projected obligations and related costs from the ECF for the next few years are expected to range from \$2-3M; this change will provide resources needed to meet these obligations.

Sec E.711. Clean Water Ecosystem restoration funding timing

Sec. 8(a) of 2019 Act 76 is amended to read:

Sec. 8. TRANSITION

(a) Until ~~November 1, 2021~~ July 1, 2022, the Secretary shall implement the existing ecosystem restoration funding delivery program and shall not make substantial modifications to the manner

in which that program has been implemented. The Secretary may give increased priority to meeting legal obligations pursuant to a total maximum daily load when implementing that funding delivery program. DEC is proposing to change the “Transition” date noted in Section 8 of Act 76 (2019). The original date is November 1, 2021, and the proposed revised date is July 1, 2022. The effect of this change will be to perpetuate, by eight months, implementation of Clean Water Initiative granting programs before discontinuing those programs in favor of four new Act 76-mandated programs.

Explanation: ANR request this change to: 1) Allow the Clean Water Board time to react to the revenue uncertainties associated with COVID-19. As written the CWB would need to allocate funding for these projects in the development of the FY 2022 budget this fall. This will shift the transition to FY 2023: 2) In order to allocate these funds, DEC needs to complete a large body of technical work, this work was delayed due to COVID-19. To successfully implement this DEC needs to time lost this spring: 3) Align the implementation of the new grants with the fiscal years. Transitioning funding models in the middle of a fiscal year would be administratively difficult.

Sec.E.100.1 Clean Water Fund Audit timeline

10 V.S.A. § 1389b(a) is amended to read:

(a) On or before January 15, 20212023, the Secretary of Administration shall submit to the House and Senate Committees on Appropriations, the Senate Committee on Finance, the House Committee on Ways and Means, the Senate Committee on Agriculture, the House Committee on Agriculture and Forestry, the Senate Committee on Natural Resources and Energy, and the House Committee on Natural Resources, Fish, and Wildlife a program audit of the Clean Water Fund. The audit shall include:

Explanation: The administration received no bid on the audit RFP and will need an opportunity to rebid this contract.

Overview of CRF Funding							
Requirements of Sec. 5001 of the CARES Act that governs the expenditure of CRF funds:							
1) Are necessary expenditures incurred due to the public health emergency with Respect to COVID -19							
2) Were not accounted for in the VT FY 2020 Budget							
3) Were, or will be, incurred during the period beginning on March 1, 2020 and Ending on December 30, 2020							
Summary of ANR CFR Funds							
Act 109	FY 2020 Supplemental Budget Adjustment						
Sec. 36 - One-time CRF Appropriations							
(a) Appropriation Authorization							
(a)(3) Funding to support sanitation efforts at public facilities							
Total For Act 109							2,000,000
Act 120	FY 2021 Q1 Budget						
(H.961)	Sec. A.49 - One-time Corona Virus Relief Fund (CRF) Appropriations						
(a) Appropriations							
(a)(17) Payments to refund cancellations due to COVID-19 for State Parks reservations paid in advance							
Total For Act 120 (H.961)							500,000
Act 136	An Act relating to Health Care and Human Services						
(H.965)	Sec. 17 - Public Health Expenses on State Lands						
(a) Funding for the following Items 2,880,000							
(a)(1) Signage							
(a)(2) Temporary Campsites/Structures							
(a)(3) Cost or Expense of Services or equipment needed to clean public spaces							
(a)(4) Expanding, improving, adding access to public lands and waters for Social distancing							
(b) Funding to VYCC for Youth employment opportunities working on eligible projects done through this section (through FPR) 120,000							
Total for Act 136 (H.965)							3,000,000
Act 137	An Act relating to COVID-19 Funding and assistance for Broadband connectivity, Housing, and economic relief						
(H.966)	Sec. 6 - COVID-19; Economic Support for Businesses and Individuals						
(a) Appropriations from CRF to provide Grants to businesses that have suffered economic harm due to COVID							
(a)(4)							
Funding to ANR for grants to Outdoor Recreation business for costs or expenses necessary to comply with or implement COVID public health Precautions							
(a)(4)(A) Cleaning, disinfection and PPE							
(a)(4)(B) Symptom monitoring or diagnosis for customers/participants							
(a)(4)(C) signage or informational material concerning public health							
(a)(4)(D) temporary staff housing to maintain public health precautions							
(a)(4)(E) maintenance or repair of trails where damaged is caused by increased use during COVID							
Total for Act 137 (H.966)							1,500,000
Act 138	An Act relating to providing financial relief assistance to the agricultural community due to COVID -19 Public Health						
(S.351)	Emergency						
Sec. 9 - Forest Economy Stabilization Grant Program; CRF; Appropriation							
(a) Appropriation from CRF for forest economy stabilization grants							
(e)(3) Maximum grant amount at \$100K							
(e)(5) VEDA can use between 5% and 8% for administration of the program							
(g) Report to General Assembly							
(h) any amounts unencumbered and unspent on Sept 15th revert to ACCD for economic recovery Grants							
Total for Act 138 (S. 351)							5,000,000
JFC Requests Granted							
July 29, 2020							
1) Digitization of Current Use records							
Allow FPR to digitize current use records for UVA program to ensure public access to the records during the pandemic and enable social distancing 450,000							
2) Regulatory Modernization							
Allow ANR to retool ANR's approach to regulatory review and environmental permitting to support telework. 1,400,000							
Total Approved by JFC							1,850,000
Subtotal CRF Appropriations to ANR							13,850,000
Summary By Department							
	Act 109	Act 120	Act 136	Act 137	Act 138	JFC	Total
DFW	645,000	-	1,550,000	-	-	100,000	2,295,000
FPR	1,355,000	500,000	1,450,000	1,500,000	5,000,000	450,000	10,255,000
DEC	-	-	-	-	-	1,300,000	1,300,000
Total	2,000,000	500,000	3,000,000	1,500,000	5,000,000	1,850,000	13,850,000

DRAFT

Clean Water Fund Operating Statement - Appropriation Basis 8/26/2020

	Actuals - Revenue vs Appropriation		Actual	Jan. 2020 Rev. Update
Revenue	FY 2018	FY 2019	FY 2020	FY 2021
Clean Water Surcharge (PTT)	4,737,195	4,996,998	4,973,378	5,790,000
Interest Income	50,524	121,810	90,087	-
Reversions	-	-	-	-
Donations	240	-	-	-
Escheats	-	-	1,293,747	1,940,000
Meals and Rooms Tax	-	-	6,620,286	11,982,000
Subtotal Sources	4,787,959	5,118,808	12,977,498	19,712,000
Appropriations				
DEC	2,090,000	1,630,000	10,375,000	11,340,809
DEC Adjustments	140,000	140,000	(626,201)	
ACCD	-	100,000	200,000	200,000
ACCD Adjustments			(100,000)	
VCGI	460,000	-	-	-
VTRANS	1,100,000	-	770,000	4,700,000
VTRANS Adjustments			(117,485)	
FPR	-	-	-	50,000
AOA	7,300	100,000	150,000	200,000
Subtotal Uses	3,797,300	1,970,000	10,651,314	16,490,809
Revenue Surplus/Deficit	990,659	3,148,808	2,326,184	3,221,191
Transfers (To)/From				
Transfer (to) Agriculture CWF	(1,225,000)	(1,670,000)	(3,255,000)	(4,027,999)
Transfer (to) Lakes in Crisis Fund	-	-	(50,000)	(50,000)
Transfer (to)/From Contingency Reserve	(500,000)	(450,000)	450,000	450,000
Subtotal Transfers	(1,725,000)	(2,120,000)	(2,855,000)	(3,627,999)
Current Year Unallocated/Unreserved	(734,341)	1,028,808	(528,816)	(406,808)
Reserve				
Contingency Reserve	500,000	950,000	500,000	500,000
Available Funds				
Prior Year Balance Unreserved/Unallocated	1,276,806	542,465	1,571,273	701,273
Current Year Unallocated/Unreserved	(734,341)	1,028,808	(528,816)	(406,808)
Summary of Unallocated/Unreserved	542,465	1,571,273	1,042,457	294,465

1 - Per Act 72 Sec. F. 100(a) the meals and rooms tax for the Clean water fund is capped at \$7.5m.