



Vermont Counties

2017 Child Care Market Rate Survey Supplement

Introduction and Overview

Vermont's Child Care Financial Assistance Program (CCFAP) provides financial subsidies to help eligible families pay for child care while parents are working, searching for work, pursuing education, etc. The Vermont Agency of Human Services, Department for Children and Families (DCF), as approved by the legislature, sets the maximum rates that can be paid for care under CCFAP. CCFAP is funded in part by the federal Child Care and Development Fund (CCDF). Federal guidance from the U.S. Department of Health and Human Services recommends that states establish rates that allow assisted families access to at least 75% of the child care market. States are required to conduct a market rate survey every two years and reference state rates to the 75th percentile of market rates – that is an amount equal to or greater than the rate charged by 75% of all child care providers. The market rate refers to the amount child care programs charge to the general public.

The CCFAP rate structure sets the rate paid to child care programs that have achieved 4 stars at the 75th percentile of the relevant Market Rate Survey (MRS). That is what 75% of providers report as equal to or less than the rate they charge for services on a MRS conducted by CDD every two years. The 75th percentile is used as a measure that indicates affordable access for assisted families to at least 75% of the child care market.

The Department for Children and Families, Child Development Division (CDD) has collected feedback on the survey methodology and reporting through participation on statewide community committees focused on early childhood and family support systems in Vermont. Members of the Vermont Building Bright Futures (BBF) Data and Evaluation Committee provided feedback that the methodology of the survey was appropriate, however they requested the report include data on the market rates by areas of state, including by county. This supplement outlines the child care market rate data for the counties in Vermont. The full statewide report and a Agency of Human Services (AHS) service area or district supplement is also available at <http://dcf.vermont.gov/cdd/reports>. Additional data can also be found on the Agency of Human Services Community Profiles here: <http://humanservices.vermont.gov>.

Two types of programs are included in this survey, licensed and registered. Licensed programs typically provide child care services outside of a home. This includes part-day and full-day programs, preschools, school age care programs, public preschool, ski resort child care, Head Start and Early Head Start. Registered programs provide child care in the provider's own home. The person that is registered is responsible for providing the majority of the care to the child enrolled in the program. Each type of program must meet the appropriate Vermont child care regulations, which include health and safety criteria.

The data for this market rate survey was collected from the state's Bright Futures Information System (BFIS). The Department for Children and Families (DCF) recognizes that child care programs charge in a variety of different ways, and rates also differ based on available discounts from the program. In an effort to gather valid data that is statically comparable, child care programs are asked to report their rates to DCF in several price modes (please see definitions for details on the price modes): part time weekly, full time weekly and extended care weekly. These modes are broken down into four age groups – infant, toddler, preschool and school age, and by provider type: licensed and registered. These price modes match the CCFAP system of eligibility and payment for child care

programs. Child care programs are asked to convert their own rates to the price modes paid by CCFAP. They are given the guidance to record the rate to accurately represent what a parent who is not eligible for CCFAP would pay for the price mode based on the age category and number of hours the child attends the program. Programs that do not charge for their services are encouraged to submit their rates as zero, so their information can appropriately be excluded from the Market Rate Survey.

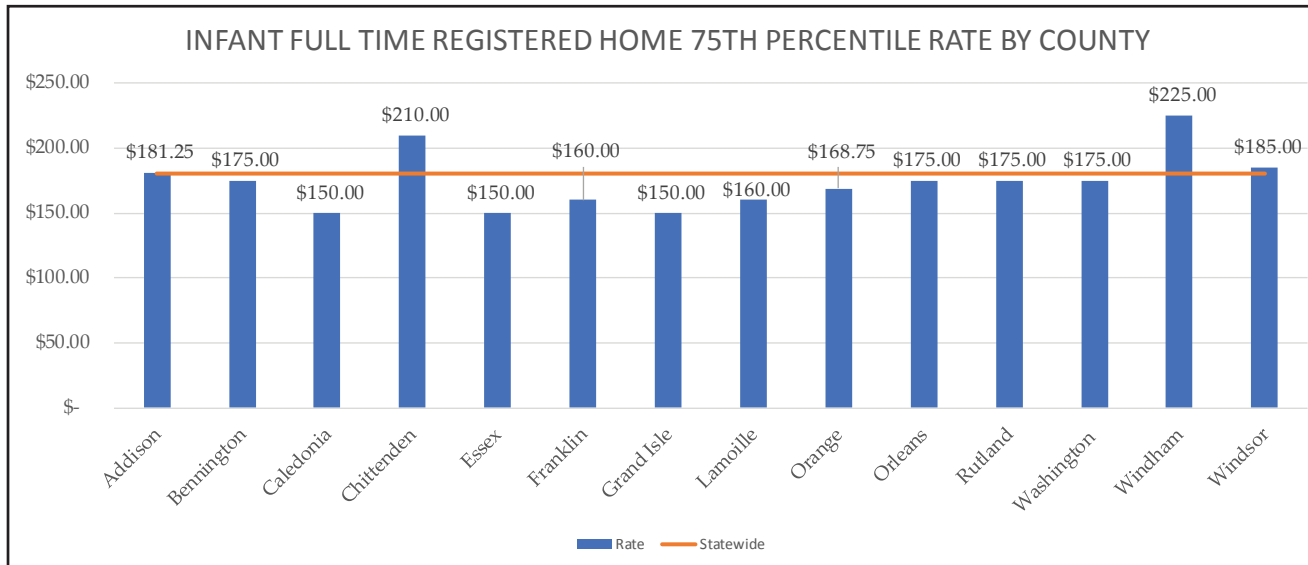
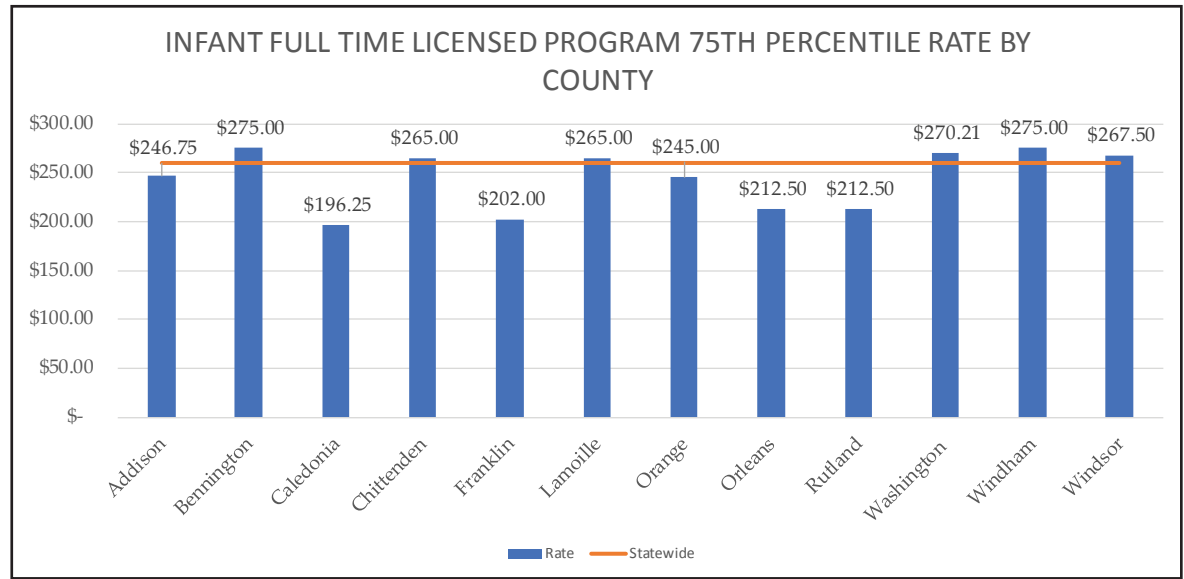
After data was collected, all rates that appeared extremely high or low were identified, and were verified by department staff to determine accuracy. Errors in rates were corrected or removed as appropriate. Most errors were found in unusually high rates entered for some programs in age categories they did not serve.

Rate data for this survey represents the market rates for regulated child care programs as of October 31st, 2017. All licensed and registered child care programs are asked to complete a Provider Rate Agreement outlining their rates when they open their program, and then once every two years following the initial license. Programs are also encouraged to submit a new Provider Rate Agreement whenever their rates are changed. At the time the data was collected there were 692 licensed programs and 598 registered programs regulated in the State of Vermont. When determining the rate of return of the market rate data the number of programs indicating capacity to serve that age group on their referral or license information was used as the total number of programs who potentially could have rate information. Response rates vary by price mode from 65% of licensed preschool programs to 100% of licensed programs serving full time infants, toddlers and school age children. Programs not regulated by the state, such as family and friend care, recreation departments and others are not included in this market rate survey.

Child Care Market Rate by County

The child care market rates vary by county. In counties where there is only one child care program of that type serving a specific age the data was not presented in this report.

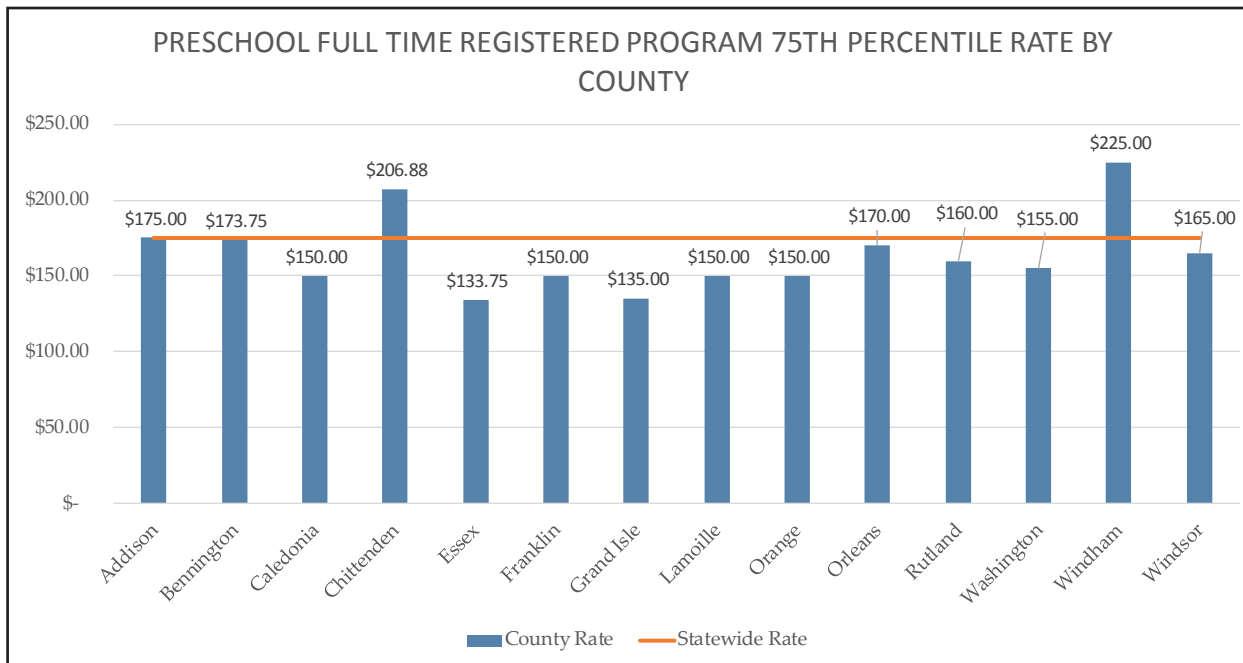
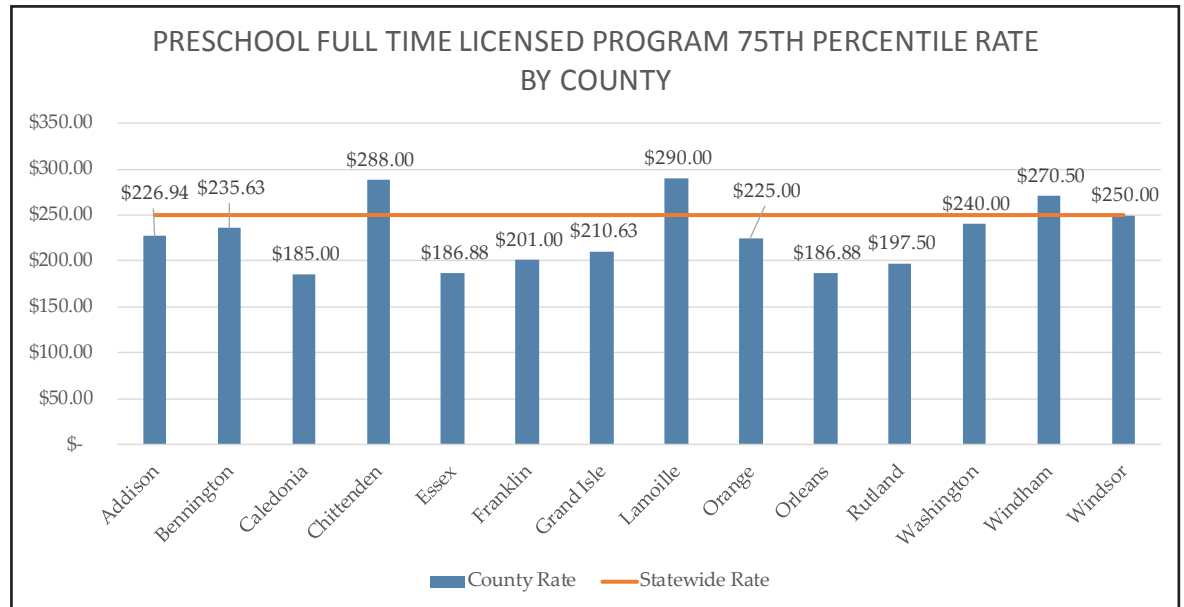
As with the analysis by AHS district this analysis demonstrated that looking at the data by the standard calculation of percentile does not demonstrate the access to programs without co-payment for families at 100% CCFAP eligibility. In addition, more access without co-payment was found in



areas where there are more programs participating at higher levels of the STARS program.

The following pages contain the data per county, however they do not contain an analysis.

A comparison of infant rates and preschool rates to the statewide 75th percentile rate shows that rates vary across the counties of Vermont. There are several counties that are significantly higher than the statewide rate, and several that are lower. There is consistency with this variation, and some counties have licensed program rates that are higher than the statewide rate, and registered home rates that are lower.



On the detailed data pages information is available on the number of programs in each county serving that age and that sent their rates to the Child Development Division. In some areas there are only a few programs with rates in the survey and that limited number of programs makes comparisons difficult.

Addison County Data

Ages	Average Weekly Market Rates	Median (50th Percentile Part Time Weekly Market Rates	75th Percentile Weekly Market Rates	State Base Payment Rate	Current Percentile of Market Rate State Base Payment Falls	State Payment Rate for 4 STAR Programs	Current Percentile of Market Rates that 4 STAR Rate Payment Falls	# of Programs with a Provider Rate Agreement (PRA) for this Age Group	# of Programs with no copayment at 100% CCFAP benefit based on Provider Rate Agreement (PRA)
Licensed Child Care									
Full Time - Infants	\$224.52	\$218.00	\$246.75	\$150.36	0.00	\$195.47	25.00	12	2
Full Time - Toddler	\$212.43	\$207.50	\$233.75	\$137.43	0.00	\$178.66	0.00	14	3
Full Time - Preschool	\$205.60	\$200.00	\$226.94	\$133.49	14.29	\$173.53	19.05	21	4
Full Time - School Age	\$165.69	\$180.00	\$180.00	\$129.48	30.00	\$168.33	50.00	20	6
Part Time - School Age	\$94.32	\$80.00	\$120.00	\$71.21	14.29	\$92.58	71.43	21	10
Registered Child Care Homes									
Full Time - Infants (under 24 months)	\$173.05	\$170.00	\$181.25	\$121.25	0.00	\$157.63	12.50	32	0
Full Time - Toddler	\$178.00	\$165.00	\$190.00	\$113.30	0.00	\$147.29	0.00	31	0
Full Time - Preschool	\$167.18	\$160.00	\$175.00	\$101.83	0.00	\$132.37	9.68	31	0
Full Time - School Age	\$157.60	\$150.00	\$175.00	\$97.99	7.69	\$127.39	15.38	26	2
Part Time - School Age	\$105.19	\$102.50	\$130.94	\$55.14	11.54	\$71.68	26.92	26	4

Data Notes:

- The Child Care Financial Assistance Program (CCFAP) pays a higher rate on behalf of families based on the number of stars the program has earned: 1 Star – 5% above the base rate; 2 Stars – 10% above the base rate; 3 Stars – 20% above the base rate; 4 Stars – 30% above the base rate; 5 Stars – 40% above the base rate. This can change the co-payment owed by the parent.
- Market Rate – the price of child care charged by child care programs to parents as reported by the programs to the Vermont Department for Children and Families, Child Development Division and collected in the Bright Futures Information System (BFIS).
- Licensed Child Care includes center based programs, licensed child care homes, preschool programs, Head Start programs, and privately and publicly operated afterschool programs.

Bennington County Data

Ages	Average Weekly Market Rates	Median (50th Percentile Part Time Weekly Market Rates	75th Percentile Weekly Market Rates	State Base Payment Rate	Current Percentile of Market Rate State Base Payment Falls	State Payment Rate for 4 STAR Programs	Current Percentile of Market Rates that 4 STAR Rate Payment Falls	# of Programs with a Provider Rate Agreement (PRA) for this Age Group	# of Programs with no copayment at 100% CCFAP benefit based on Provider Reported Rate
Licensed Child Care									
Full Time - Infants	\$250.94	\$237.50	\$275.00	\$150.36	0.00	\$195.47	0.00	17	3
Full Time - Toddler	\$243.29	\$227.00	\$250.00	\$137.43	0.00	\$178.66	0.00	17	0
Full Time - Preschool	\$213.83	\$205.00	\$235.63	\$133.49	0.00	\$173.53	27.27	22	4
Full Time - School Age	\$187.97	\$190.00	\$212.50	\$129.48	20.00	\$168.33	46.67	15	4
Part Time - School Age	\$106.08	\$106.25	\$128.75	\$71.21	40.00	\$92.58	46.67	15	5
Registered Child Care Homes									
Full Time - Infants (under 24 months)	\$162.52	\$160.00	\$175.00	\$121.25	0.00	\$157.63	48.48	33	4
Full Time - Toddler	\$158.87	\$150.00	\$173.75	\$113.30	0.00	\$147.29	32.35	34	1
Full Time - Preschool	\$154.75	\$150.00	\$173.75	\$101.83	0.00	\$132.37	8.82	34	1
Full Time - School Age	\$152.24	\$150.00	\$170.00	\$97.99	0.00	\$127.39	12.12	33	2
Part Time - School Age	\$105.80	\$100.00	\$135.00	\$55.14	0.00	\$71.68	12.12	33	2

Data Notes:

- The Child Care Financial Assistance Program (CCFAP) pays a higher rate on behalf of families based on the number of stars the program has earned: 1 Star – 5% above the base rate; 2 Stars – 10% above the base rate; 3 Stars – 20% above the base rate; 4 Stars – 30% above the base rate; 5 Stars – 40% above the base rate. This can change the co-payment owed by the parent.
- Market Rate – the price of child care charged by child care programs to parents as reported by the programs to the Vermont Department for Children and Families, Child Development Division and collected in the Bright Futures Information System (BFIS).
- Licensed Child Care includes center based programs, licensed child care homes, preschool programs, Head Start programs, and privately and publicly operated afterschool programs.

Caledonia County Data

Ages	Average Weekly Market Rates	Median (50th Percentile Part Time Weekly Market Rates	75th Percentile Weekly Market Rates	State Base Payment Rate	Current Percentile of Market Rate State Base Payment Falls	State Payment Rate for 4 STAR Programs	Current Percentile of Market Rates that 4 STAR Rate Payment Falls	# of Programs with a Provider Rate Agreement (PRA) for this Age Group	# of Programs with no copayment at 100% CCFAP benefit based on Provider Reported Rate
Licensed Child Care									
Full Time - Infants	\$181.79	\$180.22	\$196.25	\$150.36	0.00	\$195.47	83.33	12	10
Full Time - Toddler	\$175.83	\$175.00	\$183.75	\$137.43	0.00	\$178.66	50.00	12	5
Full Time - Preschool	\$167.46	\$171.22	\$185.00	\$133.49	10.00	\$173.53	60.00	20	13
Full Time - School Age	\$150.46	\$145.00	\$159.00	\$129.48	14.29	\$168.33	85.71	14	9
Part Time - School Age	\$90.28	\$87.73	\$97.37	\$71.21	21.43	\$92.58	64.29	14	7
Registered Child Care Homes									
Full Time - Infants (under 24 months)	\$152.14	\$150.00	\$150.00	\$121.25	0.00	\$157.63	80.56	36	14
Full Time - Toddler	\$146.23	\$140.00	\$150.00	\$113.30	5.56	\$147.29	61.11	36	13
Full Time - Preschool	\$144.24	\$140.00	\$150.00	\$101.83	0.00	\$132.37	43.24	37	4
Full Time - School Age	\$131.42	\$125.00	\$150.00	\$97.99	16.22	\$127.39	54.05	37	9
Part Time - School Age	\$78.17	\$75.00	\$85.00	\$55.14	13.51	\$71.68	37.84	37	8

Data Notes:

- The Child Care Financial Assistance Program (CCFAP) pays a higher rate on behalf of families based on the number of stars the program has earned: 1 Star – 5% above the base rate; 2 Stars – 10% above the base rate; 3 Stars – 20% above the base rate; 4 Stars – 30% above the base rate; 5 Stars – 40% above the base rate. This can change the co-payment owed by the parent.
- Market Rate – the price of child care charged by child care programs to parents as reported by the programs to the Vermont Department for Children and Families, Child Development Division and collected in the Bright Futures Information System (BFIS).
- Licensed Child Care includes center based programs, licensed child care homes, preschool programs, Head Start programs, and privately and publicly operated afterschool programs.

Chittenden County Data

Ages	Average Weekly Market Rates	Median (50th Percentile Part Time Weekly Market Rates	75th Percentile Weekly Market Rates	State Base Payment Rate	Current Percentile of Market Rate State Base Payment Falls	State Payment Rate for 4 STAR Programs	Current Percentile of Market Rates that 4 STAR Rate Payment Falls	# of Programs with a Provider Rate Agreement (PRA) for this Age Group	# of Programs with no copayment at 100% CCFAP benefit based on Provider Rate Agreement (PRA)
Licensed Child Care									
Full Time - Infants	\$267.56	\$250.00	\$265.00	\$150.36	0.00	\$195.47	3.08	65	2
Full Time - Toddler	\$260.45	\$240.00	\$270.50	\$137.43	0.00	\$178.66	2.82	71	1
Full Time - Preschool	\$251.00	\$231.00	\$288.00	\$133.49	0.00	\$173.53	6.74	89	3
Full Time - School Age	\$204.86	\$200.00	\$225.50	\$129.48	7.59	\$168.33	21.52	79	14
Part Time - School Age	\$122.35	\$88.00	\$155.00	\$71.21	8.43	\$92.58	54.22	83	34
Registered Child Care Homes									
Full Time - Infants (under 24 months)	\$197.16	\$200.00	\$210.00	\$121.25	0.00	\$157.63	5.48	73	0
Full Time - Toddler	\$191.32	\$190.00	\$209.38	\$113.30	0.00	\$147.29	8.11	74	0
Full Time - Preschool	\$195.98	\$190.00	\$206.88	\$101.83	0.00	\$132.37	0.00	76	0
Full Time - School Age	\$167.71	\$175.00	\$200.00	\$97.99	8.45	\$127.39	16.90	71	9
Part Time - School Age	\$115.69	\$100.00	\$137.50	\$55.14	4.23	\$71.68	5.63	71	2

Data Notes:

- The Child Care Financial Assistance Program (CCFAP) pays a higher rate on behalf of families based on the number of stars the program has earned: 1 Star – 5% above the base rate; 2 Stars – 10% above the base rate; 3 Stars – 20% above the base rate; 4 Stars – 30% above the base rate; 5 Stars – 40% above the base rate. This can change the co-payment owed by the parent.
- Market Rate – the price of child care charged by child care programs to parents as reported by the programs to the Vermont Department for Children and Families, Child Development Division and collected in the Bright Futures Information System (BFIS).
- Licensed Child Care includes center based programs, licensed child care homes, preschool programs, Head Start programs, and privately and publicly operated afterschool programs.

Essex County Data

Ages	Average Weekly Market Rates	Median (50th Percentile Part Time Weekly Market Rates	75th Percentile Weekly Market Rates	State Base Payment Rate	Current Percentile of Market Rate State Base Payment Falls	State Payment Rate for 4 STAR Programs	Current Percentile of Market Rates that 4 STAR Rate Payment Falls	# of Programs with a Provider Rate Agreement (PRA) for this Age Group	# of Programs with no copayment at 100% CCFAP benefit based on Provider Rate Agreement (PRA)
Licensed Child Care									
Full Time - Infants	<i>No licensed programs in Essex County serving this age group.</i>								
Full Time - Toddler	<i>No licensed programs in Essex County serving this age group.</i>								
Full Time - Preschool	\$186.88	\$186.88	\$186.88	\$133.49	0.00	\$173.53	0.00	2	2
Full Time - School Age	<i>No licensed programs in Essex County serving this age group.</i>								
Part Time - School Age	<i>No licensed programs in Essex County serving this age group.</i>								
Registered Child Care Homes									
Full Time - Infants (under 24 months)	\$136.88	\$137.50	\$150.00	\$121.25	33.33	\$157.63	83.33	6	5
Full Time - Toddler	\$128.05	\$127.50	\$140.00	\$113.30	33.33	\$147.29	83.33	6	4
Full Time - Preschool	\$118.64	\$117.50	\$133.75	\$101.83	33.33	\$132.37	83.33	6	4
Full Time - School Age	\$112.17	\$115.00	\$123.75	\$97.99	33.33	\$127.39	100.00	6	3
Part Time - School Age	\$61.69	\$60.07	\$72.50	\$55.14	50.00	\$71.68	83.33	6	5

Data Notes:

- The Child Care Financial Assistance Program (CCFAP) pays a higher rate on behalf of families based on the number of stars the program has earned: 1 Star – 5% above the base rate; 2 Stars – 10% above the base rate; 3 Stars – 20% above the base rate; 4 Stars – 30% above the base rate; 5 Stars – 40% above the base rate. This can change the co-payment owed by the parent.
- Market Rate – the price of child care charged by child care programs to parents as reported by the programs to the Vermont Department for Children and Families, Child Development Division and collected in the Bright Futures Information System (BFIS).
- Licensed Child Care includes center based programs, licensed child care homes, preschool programs, Head Start programs, and privately and publicly operated afterschool programs.

Franklin County Data

Ages	Average Weekly Market Rates	Median (50th Percentile Part Time Weekly Market Rates	75th Percentile Weekly Market Rates	State Base Payment Rate	Current Percentile of Market Rate State Base Payment Falls	State Payment Rate for 4 STAR Programs	Current Percentile of Market Rates that 4 STAR Rate Payment Falls	# of Programs with a Provider Rate Agreement (PRA) for this Age Group	# of Programs with no copayment at 100% CCFAP benefit based on Provider Rate Agreement (PRA)
Licensed Child Care									
Full Time - Infants	\$188.00	\$185.00	\$202.00	\$150.36	0.00	\$195.47	66.67	9	1
Full Time - Toddler	\$182.78	\$173.00	\$202.00	\$137.43	0.00	\$178.66	66.67	9	0
Full Time - Preschool	\$180.18	\$175.00	\$201.00	\$133.49	0.00	\$173.53	54.55	11	1
Full Time - School Age	\$170.14	\$186.00	\$200.00	\$129.48	21.43	\$168.33	42.86	14	3
Part Time - School Age	\$98.86	\$89.00	\$114.00	\$71.21	21.43	\$92.58	64.29	14	4
Registered Child Care Homes									
Full Time - Infants (under 24 months)	\$152.30	\$150.00	\$160.00	\$121.25	2.63	\$157.63	61.84	76	17
Full Time - Toddler	\$145.38	\$145.00	\$150.00	\$113.30	2.50	\$147.29	50.00	80	16
Full Time - Preschool	\$142.97	\$140.00	\$150.00	\$101.83	3.80	\$132.37	18.99	79	4
Full Time - School Age	\$136.33	\$135.00	\$150.00	\$97.99	8.86	\$127.39	15.19	79	11
Part Time - School Age	\$86.28	\$75.00	\$90.00	\$55.14	6.33	\$71.68	21.52	79	11

Data Notes:

- The Child Care Financial Assistance Program (CCFAP) pays a higher rate on behalf of families based on the number of stars the program has earned: 1 Star – 5% above the base rate; 2 Stars – 10% above the base rate; 3 Stars – 20% above the base rate; 4 Stars – 30% above the base rate; 5 Stars – 40% above the base rate. This can change the co-payment owed by the parent.
- Market Rate – the price of child care charged by child care programs to parents as reported by the programs to the Vermont Department for Children and Families, Child Development Division and collected in the Bright Futures Information System (BFIS).
- Licensed Child Care includes center based programs, licensed child care homes, preschool programs, Head Start programs, and privately and publicly operated afterschool programs.

Grand Isle County Data

Ages	Average Weekly Market Rates	Median (50th Percentile Part Time Weekly Market Rates	75th Percentile Weekly Market Rates	State Base Payment Rate	Current Percentile of Market Rate State Base Payment Falls	State Payment Rate for 4 STAR Programs	Current Percentile of Market Rates that 4 STAR Rate Payment Falls	# of Programs with a Provider Rate Agreement (PRA) for this Age Group	# of Programs with no copayment at 100% CCFAP benefit based on Provider Rate Agreement (PRA)
Licensed Child Care									
Full Time - Infants	<i>Too few child care programs that serve children in this category to provide for accurate analysis.</i>								
Full Time - Toddler	<i>Too few child care programs that serve children in this category to provide for accurate analysis.</i>								
Full Time - Preschool	\$190.63	\$210.00	\$210.63	\$133.49	50.00	\$173.53	50.00	4	3
Full Time - School Age	\$185.70	\$168.00	\$212.50	\$129.48	0.00	\$168.33	60.00	5	2
Part Time - School Age	\$109.40	\$89.00	\$110.00	\$71.21	0.00	\$92.58	80.00	5	1
Registered Child Care Homes									
Full Time - Infants (under 24 months)	\$140.00	\$142.50	\$150.00	\$121.25	0.00	\$157.63	100.00	4	1
Full Time - Toddler	\$133.75	\$130.00	\$138.75	\$113.30	0.00	\$147.29	100.00	4	1
Full Time - Preschool	\$130.00	\$130.00	\$135.00	\$101.83	0.00	\$132.37	50.00	4	0
Full Time - School Age	\$128.75	\$127.50	\$131.25	\$97.99	0.00	\$127.39	50.00	4	0
Part Time - School Age	\$85.00	\$75.00	\$86.25	\$55.14	0.00	\$71.68	50.00	4	0

Data Notes:

- The Child Care Financial Assistance Program (CCFAP) pays a higher rate on behalf of families based on the number of stars the program has earned: 1 Star – 5% above the base rate; 2 Stars – 10% above the base rate; 3 Stars – 20% above the base rate; 4 Stars – 30% above the base rate; 5 Stars – 40% above the base rate. This can change the co-payment owed by the parent.
- Market Rate – the price of child care charged by child care programs to parents as reported by the programs to the Vermont Department for Children and Families, Child Development Division and collected in the Bright Futures Information System (BFIS).
- Licensed Child Care includes center based programs, licensed child care homes, preschool programs, Head Start programs, and privately and publicly operated afterschool programs.

Lamoille County Data

Ages	Average Weekly Market Rates	Median (50th Percentile Part Time Weekly Market Rates	75th Percentile Weekly Market Rates	State Base Payment Rate	Current Percentile of Market Rate State Base Payment Falls	State Payment Rate for 4 STAR Programs	Current Percentile of Market Rates that 4 STAR Rate Payment Falls	# of Programs with a Provider Rate Agreement (PRA) for this Age Group	# of Programs with no copayment at 100% CCFAP benefit based on Provider Rate Agreement (PRA)
Licensed Child Care									
Full Time - Infants	\$265.50	\$240.00	\$265.00	\$150.36	0.00	\$195.47	0.00	11	0
Full Time - Toddler	\$264.32	\$240.00	\$253.75	\$137.43	0.00	\$178.66	0.00	14	0
Full Time - Preschool	\$273.43	\$240.00	\$290.00	\$133.49	0.00	\$173.53	0.00	17	0
Full Time - School Age	\$245.00	\$202.50	\$260.00	\$129.48	12.50	\$168.33	25.00	16	2
Part Time - School Age	\$148.09	\$117.50	\$232.75	\$71.21	12.50	\$92.58	43.75	16	6
Registered Child Care Homes									
Full Time - Infants (under 24 months)	\$157.60	\$150.00	\$160.00	\$121.25	0.00	\$157.63	40.00	25	6
Full Time - Toddler	\$147.60	\$140.00	\$150.00	\$113.30	0.00	\$147.29	60.00	25	4
Full Time - Preschool	\$149.23	\$140.00	\$150.00	\$101.83	0.00	\$132.37	7.69	26	1
Full Time - School Age	\$139.81	\$140.00	\$150.00	\$97.99	7.69	\$127.39	19.23	26	3
Part Time - School Age	\$98.27	\$82.50	\$123.75	\$55.14	0.00	\$71.68	11.54	26	2

Data Notes:

- The Child Care Financial Assistance Program (CCFAP) pays a higher rate on behalf of families based on the number of stars the program has earned: 1 Star – 5% above the base rate; 2 Stars – 10% above the base rate; 3 Stars – 20% above the base rate; 4 Stars – 30% above the base rate; 5 Stars – 40% above the base rate. This can change the co-payment owed by the parent.
- Market Rate – the price of child care charged by child care programs to parents as reported by the programs to the Vermont Department for Children and Families, Child Development Division and collected in the Bright Futures Information System (BFIS).
- Licensed Child Care includes center based programs, licensed child care homes, preschool programs, Head Start programs, and privately and publicly operated afterschool programs.

Orange County Data

Ages	Average Weekly Market Rates	Median (50th Percentile Part Time Weekly Market Rates	75th Percentile Weekly Market Rates	State Base Payment Rate	Current Percentile of Market Rate State Base Payment Falls	State Payment Rate for 4 STAR Programs	Current Percentile of Market Rates that 4 STAR Rate Payment Falls	# of Programs with a Provider Rate Agreement (PRA) for this Age Group	# of Programs with no copayment at 100% CCFAP benefit based on Provider Rate Agreement (PRA)
Licensed Child Care									
Full Time - Infants	\$223.25	\$222.50	\$245.00	\$150.36	0.00	\$195.47	30.00	10	0
Full Time - Toddler	\$221.32	\$220.00	\$242.50	\$137.43	0.00	\$178.66	18.18	11	0
Full Time - Preschool	\$209.82	\$200.00	\$225.00	\$133.49	11.76	\$173.53	17.65	17	1
Full Time - School Age	\$151.47	\$155.00	\$200.00	\$129.48	27.78	\$168.33	61.11	18	6
Part Time - School Age	\$99.65	\$100.00	\$141.38	\$71.21	42.11	\$92.58	42.11	19	7
Registered Child Care Homes									
Full Time - Infants (under 24 months)	\$153.71	\$150.00	\$168.75	\$121.25	0.00	\$157.63	50.00	14	3
Full Time - Toddler	\$144.79	\$140.00	\$150.00	\$113.30	0.00	\$147.29	57.14	14	3
Full Time - Preschool	\$143.36	\$137.50	\$150.00	\$101.83	0.00	\$132.37	42.86	14	1
Full Time - School Age	\$142.45	\$135.00	\$150.00	\$97.99	0.00	\$127.39	18.18	11	1
Part Time - School Age	\$99.77	\$75.00	\$125.00	\$55.14	0.00	\$71.68	27.27	11	1

Data Notes:

- The Child Care Financial Assistance Program (CCFAP) pays a higher rate on behalf of families based on the number of stars the program has earned: 1 Star – 5% above the base rate; 2 Stars – 10% above the base rate; 3 Stars – 20% above the base rate; 4 Stars – 30% above the base rate; 5 Stars – 40% above the base rate. This can change the co-payment owed by the parent.
- Market Rate – the price of child care charged by child care programs to parents as reported by the programs to the Vermont Department for Children and Families, Child Development Division and collected in the Bright Futures Information System (BFIS).
- Licensed Child Care includes center based programs, licensed child care homes, preschool programs, Head Start programs, and privately and publicly operated afterschool programs.

Orleans County Data

Ages	Average Weekly Market Rates	Median (50th Percentile Part Time Weekly Market Rates	75th Percentile Weekly Market Rates	State Base Payment Rate	Current Percentile of Market Rate State Base Payment Falls	State Payment Rate for 4 STAR Programs	Current Percentile of Market Rates that 4 STAR Rate Payment Falls	# of Programs with a Provider Rate Agreement (PRA) for this Age Group	# of Programs with no copayment at 100% CCFAP benefit based on Provider Rate Agreement (PRA)
Licensed Child Care									
Full Time - Infants	\$177.61	\$190.22	\$212.50	\$150.36	50.00	\$195.47	75.00	4	2
Full Time - Toddler	\$183.98	\$175.00	\$250.00	\$137.43	40.00	\$178.66	80.00	5	2
Full Time - Preschool	\$175.25	\$186.88	\$186.88	\$133.49	18.18	\$173.53	54.55	11	8
Full Time - School Age	\$143.80	\$157.69	\$166.25	\$129.48	37.50	\$168.33	87.50	8	5
Part Time - School Age	\$96.56	\$102.00	\$125.00	\$71.21	37.50	\$92.58	62.50	8	3
Registered Child Care Homes									
Full Time - Infants (under 24 months)	\$166.18	\$160.00	\$175.00	\$121.25	4.44	\$157.63	48.89	45	8
Full Time - Toddler	\$156.53	\$150.00	\$175.00	\$113.30	4.44	\$147.29	31.11	45	5
Full Time - Preschool	\$152.54	\$150.00	\$170.00	\$101.83	4.44	\$132.37	26.67	45	4
Full Time - School Age	\$143.97	\$140.00	\$160.00	\$97.99	4.44	\$127.39	17.78	45	5
Part Time - School Age	\$93.40	\$85.00	\$120.00	\$55.14	4.44	\$71.68	26.67	45	7

Data Notes:

- The Child Care Financial Assistance Program (CCFAP) pays a higher rate on behalf of families based on the number of stars the program has earned: 1 Star – 5% above the base rate; 2 Stars – 10% above the base rate; 3 Stars – 20% above the base rate; 4 Stars – 30% above the base rate; 5 Stars – 40% above the base rate. This can change the co-payment owed by the parent.
- Market Rate – the price of child care charged by child care programs to parents as reported by the programs to the Vermont Department for Children and Families, Child Development Division and collected in the Bright Futures Information System (BFIS).
- Licensed Child Care includes center based programs, licensed child care homes, preschool programs, Head Start programs, and privately and publicly operated afterschool programs.

Rutland County Data

Ages	Average Weekly Market Rates	Median (50th Percentile Part Time Weekly Market Rates	75th Percentile Weekly Market Rates	State Base Payment Rate	Current Percentile of Market Rate State Base Payment Falls	State Payment Rate for 4 STAR Programs	Current Percentile of Market Rates that 4 STAR Rate Payment Falls	# of Programs with a Provider Rate Agreement (PRA) for this Age Group	# of Programs with no copayment at 100% CCFAP benefit based on Provider Rate Agreement (PRA)
Licensed Child Care									
Full Time - Infants	\$201.91	\$199.00	\$212.50	\$150.36	0.00	\$195.47	50.00	16	2
Full Time - Toddler	\$187.97	\$190.00	\$200.00	\$137.43	0.00	\$178.66	41.18	17	2
Full Time - Preschool	\$179.95	\$180.00	\$197.50	\$133.49	7.41	\$173.53	48.15	27	8
Full Time - School Age	\$148.16	\$135.00	\$161.25	\$129.48	22.22	\$168.33	80.56	36	20
Part Time - School Age	\$87.20	\$75.00	\$100.00	\$71.21	22.86	\$92.58	74.29	35	20
Registered Child Care Homes									
Full Time - Infants (under 24 months)	\$161.95	\$155.00	\$175.00	\$121.25	5.56	\$157.63	50.00	54	8
Full Time - Toddler	\$156.40	\$150.00	\$167.25	\$113.30	3.70	\$147.29	29.63	54	5
Full Time - Preschool	\$155.10	\$150.00	\$160.00	\$101.83	0.00	\$132.37	20.00	55	5
Full Time - School Age	\$138.06	\$140.00	\$153.75	\$97.99	9.26	\$127.39	29.63	54	9
Part Time - School Age	\$90.03	\$90.00	\$100.00	\$55.14	20.75	\$71.68	28.30	53	11

Data Notes:

- The Child Care Financial Assistance Program (CCFAP) pays a higher rate on behalf of families based on the number of stars the program has earned: 1 Star – 5% above the base rate; 2 Stars – 10% above the base rate; 3 Stars – 20% above the base rate; 4 Stars – 30% above the base rate; 5 Stars – 40% above the base rate. This can change the co-payment owed by the parent.
- Market Rate – the price of child care charged by child care programs to parents as reported by the programs to the Vermont Department for Children and Families, Child Development Division and collected in the Bright Futures Information System (BFIS).
- Licensed Child Care includes center based programs, licensed child care homes, preschool programs, Head Start programs, and privately and publicly operated afterschool programs.

Washington County Data

Ages	Average Weekly Market Rates	Median (50th Percentile Part Time Weekly Market Rates	75th Percentile Weekly Market Rates	State Base Payment Rate	Current Percentile of Market Rate State Base Payment Falls	State Payment Rate for 4 STAR Programs	Current Percentile of Market Rates that 4 STAR Rate Payment Falls	# of Programs with a Provider Rate Agreement (PRA) for this Age Group	# of Programs with no copayment at 100% CCFAP benefit based on Provider Rate Agreement (PRA)
Licensed Child Care									
Full Time - Infants	\$241.32	\$250.00	\$270.21	\$150.36	0.00	\$195.47	16.67	18	2
Full Time - Toddler	\$233.42	\$245.00	\$260.25	\$137.43	0.00	\$178.66	10.00	20	1
Full Time - Preschool	\$208.93	\$220.00	\$240.00	\$133.49	9.09	\$173.53	24.24	33	6
Full Time - School Age	\$191.33	\$195.00	\$225.00	\$129.48	7.69	\$168.33	26.92	26	4
Part Time - School Age	\$112.79	\$110.00	\$135.00	\$71.21	10.71	\$92.58	35.71	28	2
Registered Child Care Homes									
Full Time - Infants (under 24 months)	\$160.37	\$150.00	\$175.00	\$121.25	0.00	\$157.63	60.87	46	3
Full Time - Toddler	\$154.94	\$150.00	\$160.00	\$113.30	3.92	\$147.29	31.37	51	3
Full Time - Preschool	\$151.54	\$140.00	\$155.00	\$101.83	5.66	\$132.37	20.75	53	2
Full Time - School Age	\$136.67	\$137.75	\$150.00	\$97.99	14.58	\$127.39	22.92	48	6
Part Time - School Age	\$89.47	\$75.00	\$101.25	\$55.14	8.33	\$71.68	37.50	48	12

Data Notes:

- The Child Care Financial Assistance Program (CCFAP) pays a higher rate on behalf of families based on the number of stars the program has earned: 1 Star – 5% above the base rate; 2 Stars – 10% above the base rate; 3 Stars – 20% above the base rate; 4 Stars – 30% above the base rate; 5 Stars – 40% above the base rate. This can change the co-payment owed by the parent.
- Market Rate – the price of child care charged by child care programs to parents as reported by the programs to the Vermont Department for Children and Families, Child Development Division and collected in the Bright Futures Information System (BFIS).
- Licensed Child Care includes center based programs, licensed child care homes, preschool programs, Head Start programs, and privately and publicly operated afterschool programs.

Windham County Data

Ages	Average Weekly Market Rates	Median (50th Percentile Part Time Weekly Market Rates	75th Percentile Weekly Market Rates	State Base Payment Rate	Current Percentile of Market Rate State Base Payment Falls	State Payment Rate for 4 STAR Programs	Current Percentile of Market Rates that 4 STAR Rate Payment Falls	# of Programs with a Provider Rate Agreement (PRA) for this Age Group	# of Programs with no copayment at 100% CCFAP benefit based on Provider Rate Agreement (PRA)
Licensed Child Care									
Full Time - Infants	\$248.00	\$232.50	\$275.00	\$150.36	0.00	\$195.47	20.00	20	2
Full Time - Toddler	\$233.26	\$220.00	\$250.00	\$137.43	0.00	\$178.66	16.67	24	3
Full Time - Preschool	\$241.20	\$240.00	\$270.50	\$133.49	6.45	\$173.53	16.13	31	6
Full Time - School Age	\$189.37	\$150.00	\$234.00	\$129.48	27.27	\$168.33	31.82	22	9
Part Time - School Age	\$117.28	\$100.00	\$135.00	\$71.21	13.04	\$92.58	47.83	23	5
Registered Child Care Homes									
Full Time - Infants (under 24 months)	\$204.00	\$185.00	\$225.00	\$121.25	0.00	\$157.63	0.00	15	0
Full Time - Toddler	\$195.15	\$175.00	\$225.00	\$113.30	0.00	\$147.29	11.76	17	1
Full Time - Preschool	\$193.68	\$175.00	\$225.00	\$101.83	0.00	\$132.37	0.00	17	1
Full Time - School Age	\$184.82	\$187.50	\$225.00	\$97.99	14.29	\$127.39	21.43	14	2
Part Time - School Age	\$105.98	\$112.50	\$122.50	\$55.14	14.29	\$71.68	14.29	14	2

Data Notes:

- The Child Care Financial Assistance Program (CCFAP) pays a higher rate on behalf of families based on the number of stars the program has earned: 1 Star – 5% above the base rate; 2 Stars – 10% above the base rate; 3 Stars – 20% above the base rate; 4 Stars – 30% above the base rate; 5 Stars – 40% above the base rate. This can change the co-payment owed by the parent.
- Market Rate – the price of child care charged by child care programs to parents as reported by the programs to the Vermont Department for Children and Families, Child Development Division and collected in the Bright Futures Information System (BFIS).
- Licensed Child Care includes center based programs, licensed child care homes, preschool programs, Head Start programs, and privately and publicly operated afterschool programs.

Windsor County Data

Ages	Average Weekly Market Rates	Median (50th Percentile Part Time Weekly Market Rates	75th Percentile Weekly Market Rates	State Base Payment Rate	Current Percentile of Market Rate State Base Payment Falls	State Payment Rate for 4 STAR Programs	Current Percentile of Market Rates that 4 STAR Rate Payment Falls	# of Programs with a Provider Rate Agreement (PRA) for this Age Group	# of Programs with no copayment at 100% CCFAP benefit based on Provider Rate Agreement (PRA)
Licensed Child Care									
Full Time - Infants	\$244.00	\$235.00	\$267.50	\$150.36	0.00	\$195.47	10.53	19	1
Full Time - Toddler	\$227.10	\$232.00	\$250.00	\$137.43	0.00	\$178.66	8.70	23	0
Full Time - Preschool	\$215.84	\$200.00	\$250.00	\$133.49	0.00	\$173.53	10.71	28	1
Full Time - School Age	\$162.48	\$165.00	\$200.00	\$129.48	37.14	\$168.33	54.29	35	16
Part Time - School Age	\$118.52	\$100.00	\$150.97	\$71.21	7.89	\$92.58	36.84	38	6
Registered Child Care Homes									
Full Time - Infants (under 24 months)	\$174.76	\$160.00	\$185.00	\$121.25	0.00	\$157.63	48.57	35	12
Full Time - Toddler	\$164.50	\$150.00	\$165.00	\$113.30	0.00	\$147.29	37.84	37	10
Full Time - Preschool	\$160.85	\$150.00	\$165.00	\$101.83	5.41	\$132.37	21.62	37	6
Full Time - School Age	\$142.40	\$140.00	\$150.00	\$97.99	5.88	\$127.39	17.65	34	5
Part Time - School Age	\$90.30	\$90.00	\$100.00	\$55.14	9.09	\$71.68	30.30	33	9

Data Notes:

- The Child Care Financial Assistance Program (CCFAP) pays a higher rate on behalf of families based on the number of stars the program has earned: 1 Star – 5% above the base rate; 2 Stars – 10% above the base rate; 3 Stars – 20% above the base rate; 4 Stars – 30% above the base rate; 5 Stars – 40% above the base rate. This can change the co-payment owed by the parent.
- Market Rate – the price of child care charged by child care programs to parents as reported by the programs to the Vermont Department for Children and Families, Child Development Division and collected in the Bright Futures Information System (BFIS).
- Licensed Child Care includes center based programs, licensed child care homes, preschool programs, Head Start programs, and privately and publicly operated afterschool programs.

Report Definitions

Licensed Programs: child care services that are typically provided outside of a home. This includes part-day and full-day programs, preschools, school age care programs, public preschool, ski resort child care, Head Start and Early Head Start. The program must meet the appropriate Vermont child care regulations, which include health and safety criteria.

Market Rate: the price of child care charged by child care programs to parents as reported by the programs to the Vermont Department for Children and Families, Child Development Division and collected in the Bright Futures Information System (BFIS).

Registered Programs: child care provided in the child care provider's own home. The person that is registered is responsible for providing the majority of the care to the children enrolled in the program. The program must meet Vermont's Child Care Licensing Regulations for Registered and Licensed Family Child Care Homes, which include health and safety criteria.

STARS: is the STep Ahead Recognition System. It is Vermont's system for recognizing and improving quality in regulated child care programs.

State Rate: the amount that is paid by the Child Care Financial Assistance Program on behalf of an eligible parent to a child care program. In this survey, the rate published is at 100% of the income fee scale.

State Base Rate: the amount of the state rate that is paid to a child care program that is not participating in the STARS program.

State 4 STAR Rate: the amount of the state rate that is paid to a child care provider who has achieved 4 STARS in the VT STARS program.

Provider Rate Agreement: A Provider Rate Agreement, also known as Provider Agreement, Part 1, is an agreement with the State of Vermont on which child care programs report their market rates and a statement that agrees to the expectations of receiving Child Care Financial

Assistance Program (CCFAP).

Bright Futures Information System (BFIS): Bright Futures Information System (BFIS) is Vermont's integrated child care database. It is used for licensing child care programs, determining child care financial assistance eligibility, CCFAP payments to child care programs, quality grant payments, and it is Vermont's child care workforce registry.

Child Care Financial Assistance Program (CCFAP): Vermont's child care subsidy program that helps eligible families pay for child care. CCFAP is funded in part by the federal Child Care and Development Fund (CCDF).

Full Time and Part Time Weekly: Full time weekly care (in licensed or registered programs) ranges from 26 to 50 hours; part time weekly care ranges from 1 to 25 hours.

Age Groups: The four age categories for children receiving child care are: infants (under 24 months); toddlers (24 months to 35 months); preschool age children (36 months to 59 months); and school age children (5 to 13 years for typical developing children and 5 to 19 years for children with special needs).

Average (Mean): An average (arithmetic mean) is calculated by adding a group of numbers and then dividing by the total count of those numbers.

Median: The median is the middle number of a group of numbers. Half of the numbers have values greater than the median, and half of the numbers have values less than the median.

Percentiles: A percentile defines a relative standing in a group or array of data (e.g., child care market rates). For example, a market rate at the 75th percentile means that 75% of the market rates in a group fall below that rate.

Child Development Division
NOB 1 North, 280 State Drive
Waterbury, VT 05671-1040
1-800-649-2642
<http://dcf.vermont.gov>