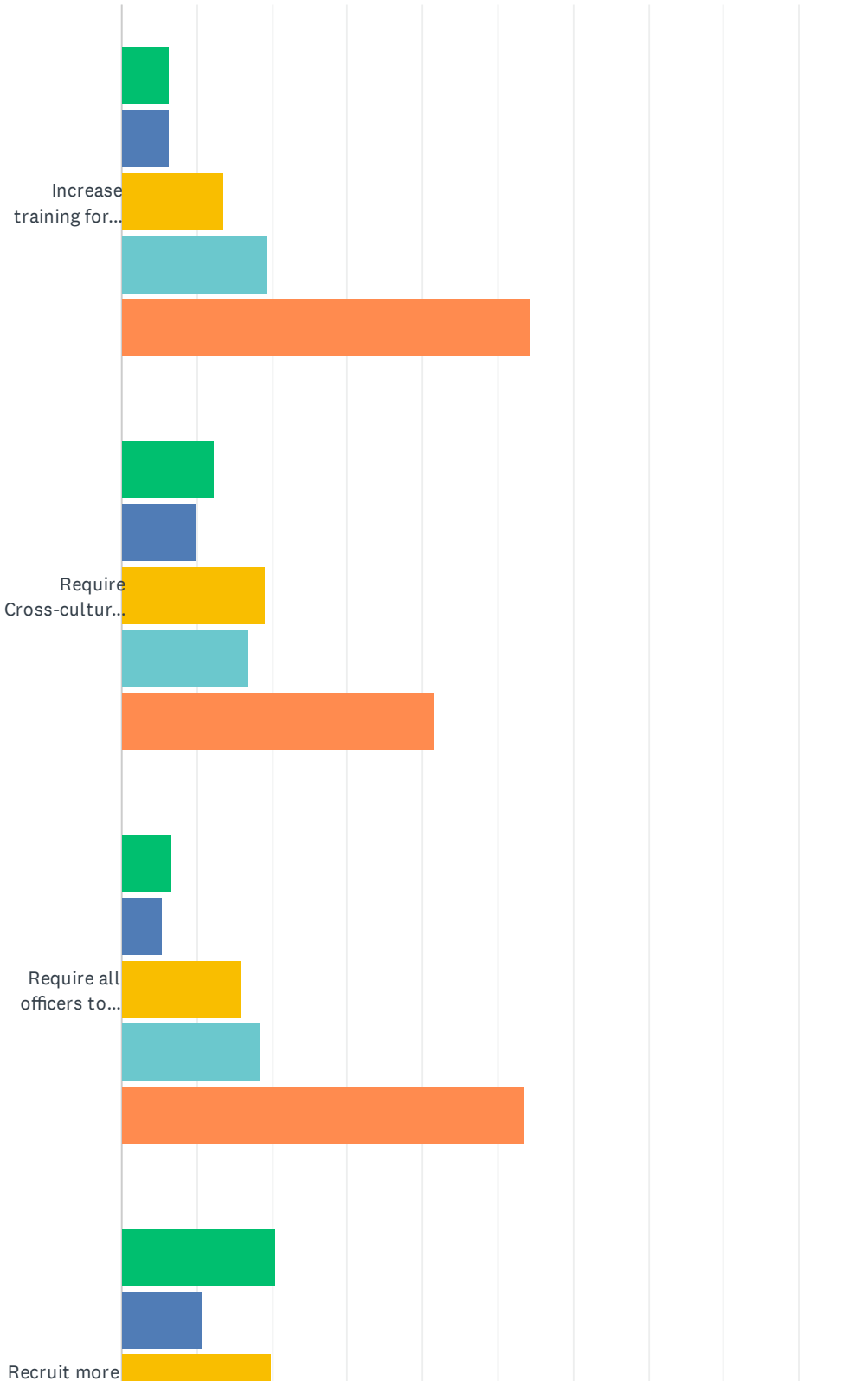
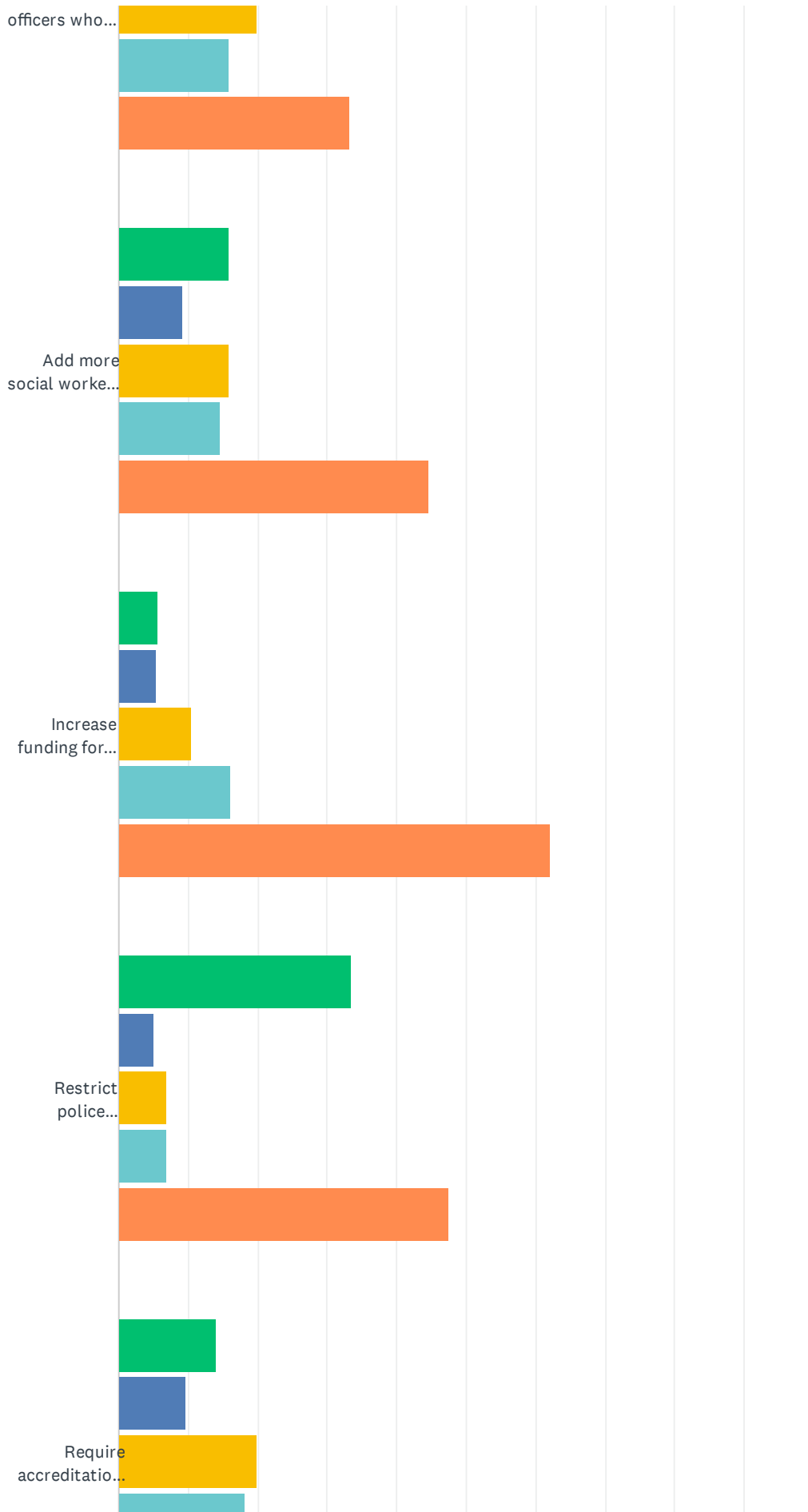


Q1 Where should Vermont focus its efforts in making police reforms? Please rank each on a scale from 1 (not important) to 5 (extremely important)

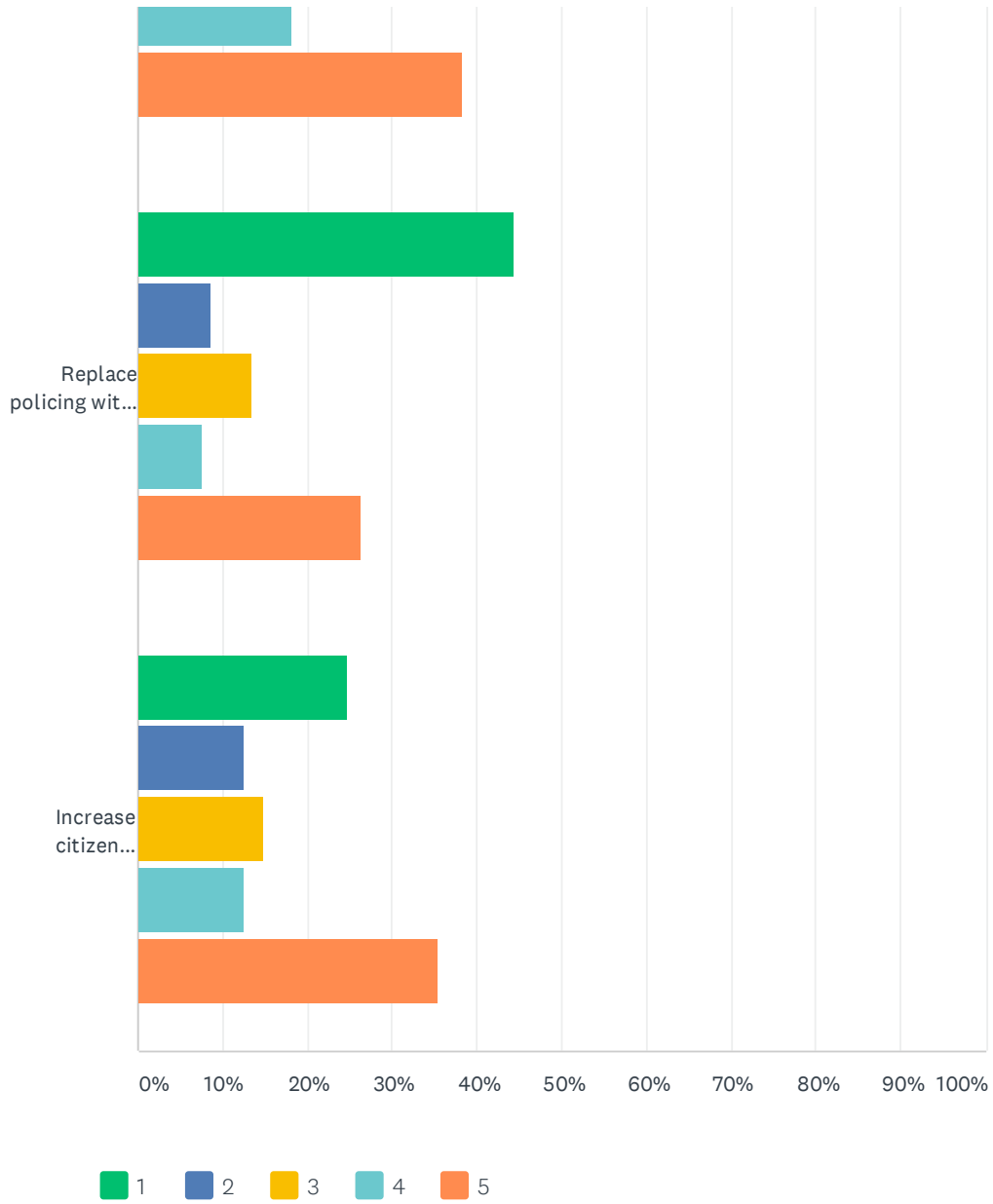
Answered: 1,446 Skipped: 0



SURVEY ON POLICE REFORM IN VERMONT



SURVEY ON POLICE REFORM IN VERMONT

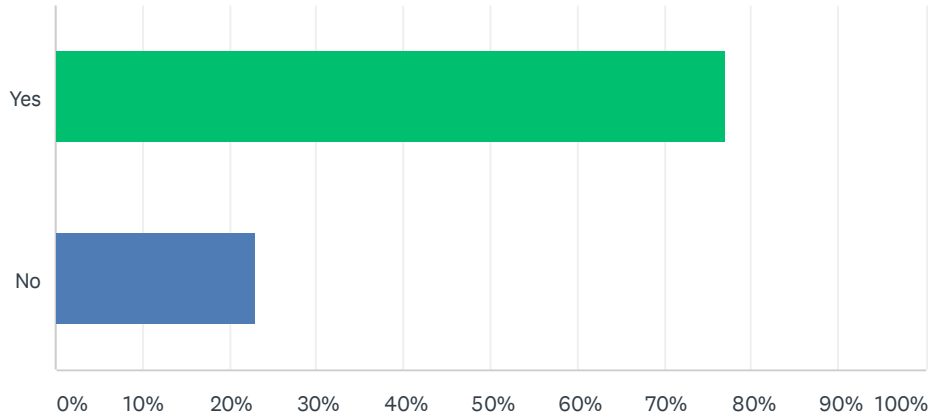


SURVEY ON POLICE REFORM IN VERMONT

| | 1 | 2 | 3 | 4 | 5 | TOTAL |
|---|---------------|---------------|---------------|---------------|---------------|-------|
| Increase training for officers around de-escalation techniques | 6.36% 92 | 6.22% 90 | 13.55% 196 | 19.50% 282 | 54.36% 786 | 1,446 |
| Require Cross-cultural awareness training for officers | 12.38% 179 | 10.03% 145 | 19.09% 276 | 16.80% 243 | 41.70% 603 | 1,446 |
| Require all officers to wear body cameras | 6.71% 97 | 5.53% 80 | 15.91% 230 | 18.33% 265 | 53.53% 774 | 1,446 |
| Recruit more officers who identify as Black, Indigenous or a Person of Color | 20.40% 295 | 10.58% 153 | 19.85% 287 | 15.91% 230 | 33.26% 481 | 1,446 |
| Add more social workers to law enforcement | 15.84% 229 | 9.20% 133 | 15.84% 229 | 14.59% 211 | 44.54% 644 | 1,446 |
| Increase funding for mental health outreach | 5.67% 82 | 5.53% 80 | 10.44% 151 | 16.18% 234 | 62.17% 899 | 1,446 |
| Restrict police departments from purchasing, accepting or using military weaponry | 33.47% 484 | 5.12% 74 | 6.98% 101 | 6.98% 101 | 47.44% 686 | 1,446 |
| Require accreditation for all police agencies | 14.11% 204 | 9.68% 140 | 19.85% 287 | 18.12% 262 | 38.24% 553 | 1,446 |
| Replace policing with a new system | 44.26% 640 | 8.58% 124 | 13.35% 193 | 7.54% 109 | 26.28% 380 | 1,446 |
| Increase citizen oversight | 24.69% 357 | 12.59% 182 | 14.87% 215 | 12.59% 182 | 35.27% 510 | 1,446 |

Q2 Would you support a statewide body camera policy to manage use of body cameras and public access to their recordings?

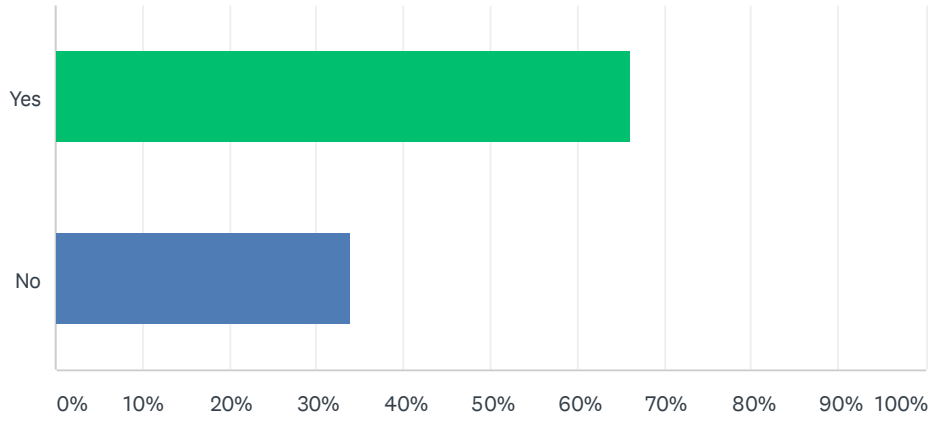
Answered: 1,446 Skipped: 0



| ANSWER CHOICES | RESPONSES | |
|----------------|-----------|-------|
| Yes | 77.04% | 1,114 |
| No | 22.96% | 332 |
| TOTAL | | 1,446 |

Q3 Should the legislature create a state-wide legal standard clarifying when police may use lethal force in Vermont?

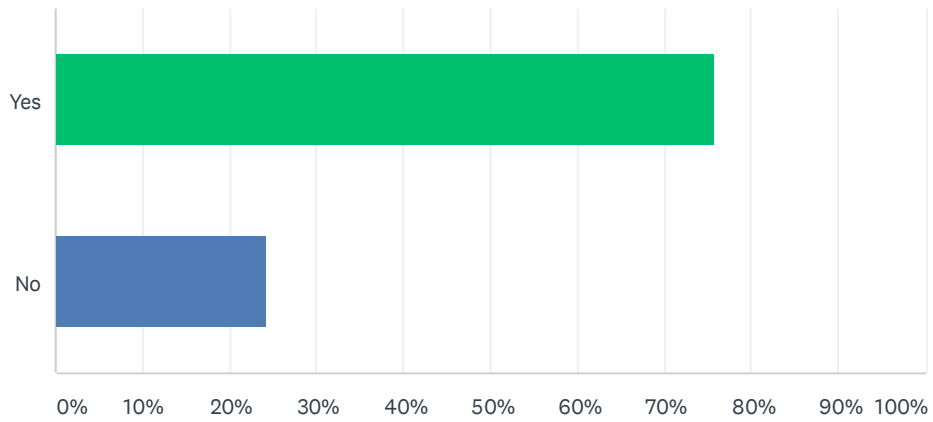
Answered: 1,446 Skipped: 0



| ANSWER CHOICES | RESPONSES | |
|----------------|-----------|-------|
| Yes | 66.11% | 956 |
| No | 33.89% | 490 |
| TOTAL | | 1,446 |

Q4 Would you support a uniform state-wide use of force and de-escalation policy?

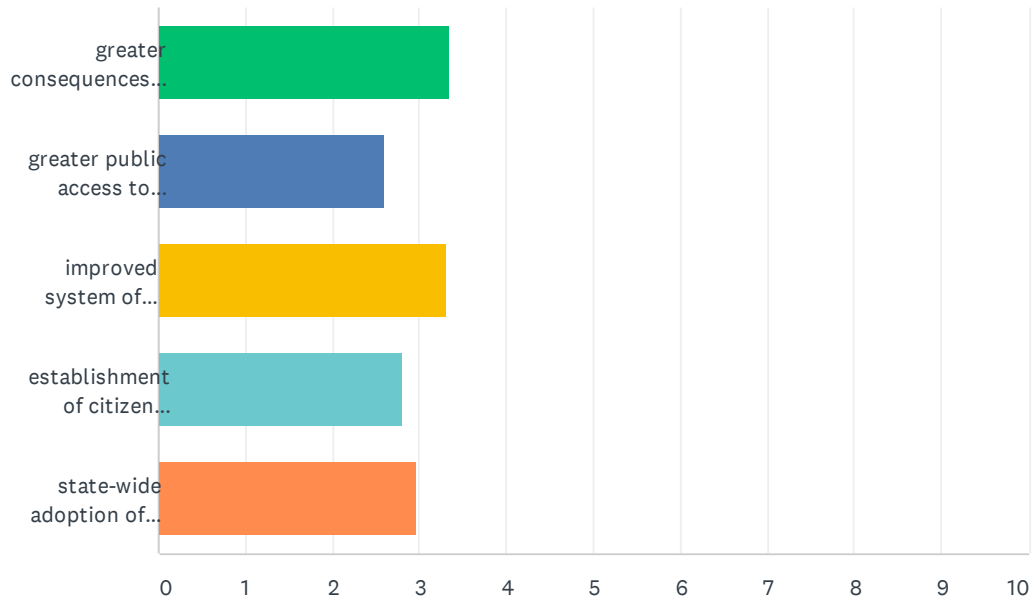
Answered: 1,446 Skipped: 0



| ANSWER CHOICES | RESPONSES | |
|----------------|-----------|-------|
| Yes | 75.66% | 1,094 |
| No | 24.34% | 352 |
| TOTAL | | 1,446 |

Q5 Where should Vermont focus its efforts on accountability of police and civilian oversight of police? (please rank 1 being the most important to 5 as least important)

Answered: 1,446 Skipped: 0



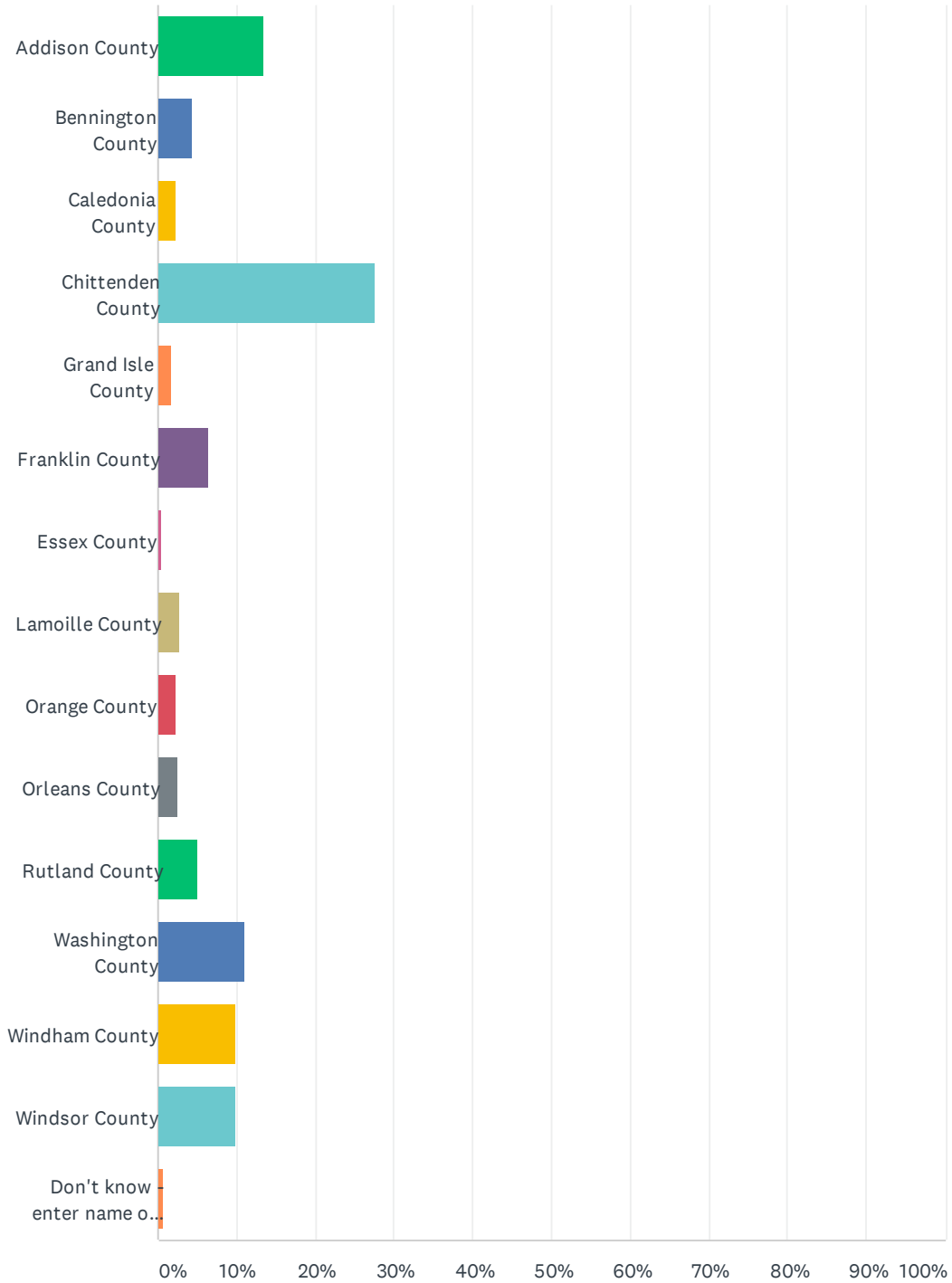
| | 1 | 2 | 3 | 4 | 5 | TOTAL | SCORE |
|---|---------------|---------------|---------------|---------------|---------------|-------|-------|
| greater consequences when police file false reports | 23.86% 345 | 23.86% 345 | 27.04% 391 | 13.49% 195 | 11.76% 170 | 1,446 | 3.35 |
| greater public access to police disciplinary records | 9.20% 133 | 16.60% 240 | 21.92% 317 | 28.84% 417 | 23.44% 339 | 1,446 | 2.59 |
| improved system of professional regulation and training for law enforcement | 23.51% 340 | 26.97% 390 | 17.84% 258 | 19.23% 278 | 12.45% 180 | 1,446 | 3.30 |
| establishment of citizen review boards who are independently elected by local communities and empowered to investigate complaints and conduct investigations alongside internal investigations | 19.85% 287 | 14.04% 203 | 18.19% 263 | 21.65% 313 | 26.28% 380 | 1,446 | 2.80 |
| state-wide adoption of 21st Century Policing Task Force's 6 Pillars: Building Trust and Legitimacy, Policy and Oversight, Technology and Social Media, Community Policing and Crime Reduction, Officer Training and Education and Officer Safety and Wellness | 23.58% 341 | 18.53% 268 | 15.01% 217 | 16.80% 243 | 26.07% 377 | 1,446 | 2.97 |

Q6 Please share any additional thoughts on what you'd like to see for police reform and the future of policing in Vermont?

Answered: 853 Skipped: 593

Q7 Which Vermont county do you live in? (select one)

Answered: 1,446 Skipped: 0

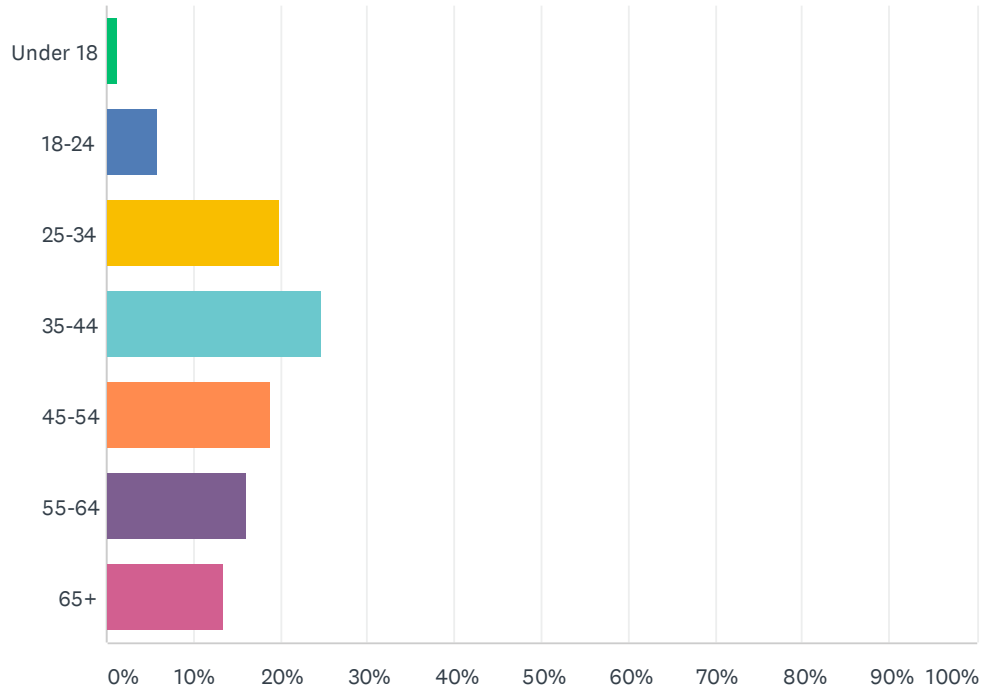


SURVEY ON POLICE REFORM IN VERMONT

| ANSWER CHOICES | RESPONSES | |
|---------------------------------|-----------|--------------|
| Addison County | 13.42% | 194 |
| Bennington County | 4.43% | 64 |
| Caledonia County | 2.35% | 34 |
| Chittenden County | 27.66% | 400 |
| Grand Isle County | 1.73% | 25 |
| Franklin County | 6.43% | 93 |
| Essex County | 0.35% | 5 |
| Lamoille County | 2.63% | 38 |
| Orange County | 2.21% | 32 |
| Orleans County | 2.42% | 35 |
| Rutland County | 4.98% | 72 |
| Washington County | 11.13% | 161 |
| Windham County | 9.89% | 143 |
| Windsor County | 9.82% | 142 |
| Don't know - enter name of town | 0.55% | 8 |
| TOTAL | | 1,446 |

Q8 What is your age?

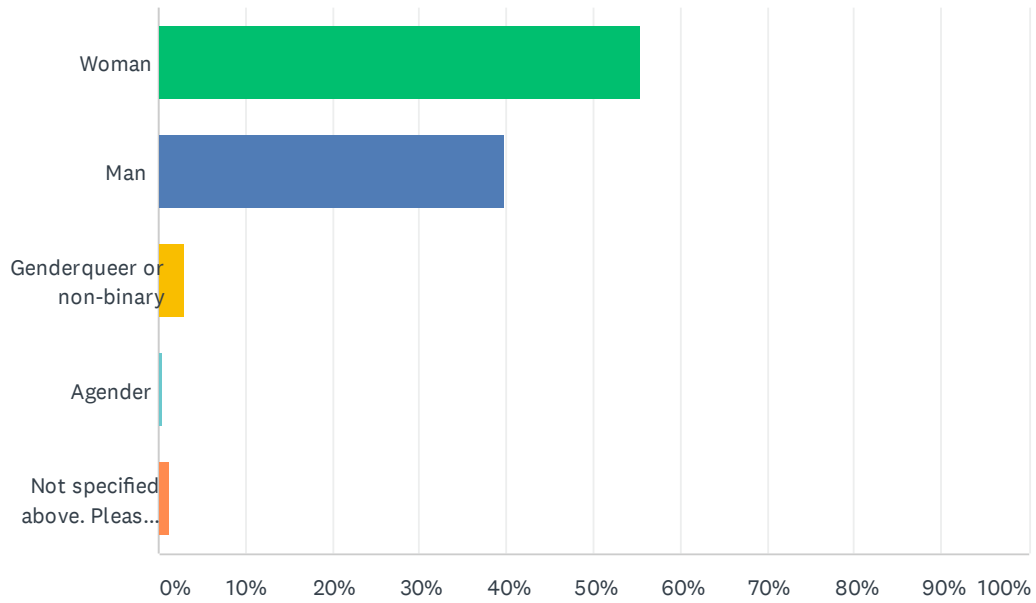
Answered: 1,384 Skipped: 62



| ANSWER CHOICES | RESPONSES | |
|----------------|-----------|--------------|
| Under 18 | 1.16% | 16 |
| 18-24 | 5.85% | 81 |
| 25-34 | 19.87% | 275 |
| 35-44 | 24.78% | 343 |
| 45-54 | 18.86% | 261 |
| 55-64 | 16.04% | 222 |
| 65+ | 13.44% | 186 |
| TOTAL | | 1,384 |

Q9 What is your gender identity?

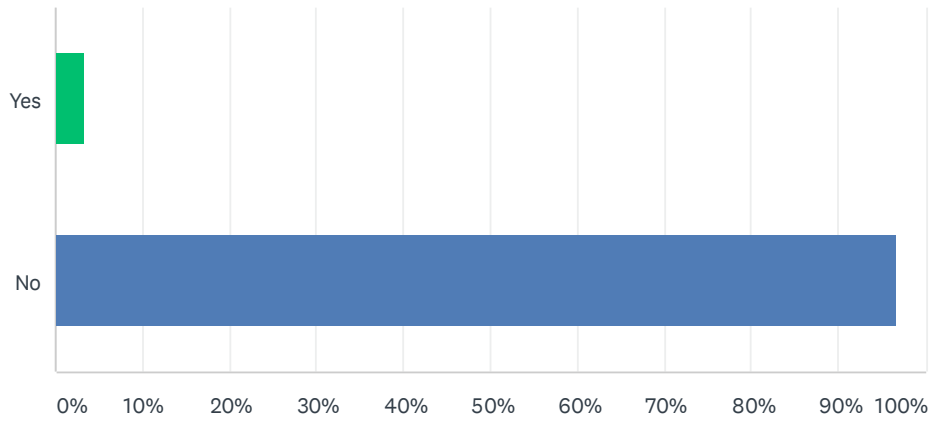
Answered: 1,365 Skipped: 81



| ANSWER CHOICES | RESPONSES | |
|--|-----------|--------------|
| Woman | 55.53% | 758 |
| Man | 39.85% | 544 |
| Genderqueer or non-binary | 2.93% | 40 |
| Agender | 0.44% | 6 |
| Not specified above. Please specify if desired | 1.25% | 17 |
| TOTAL | | 1,365 |

Q10 Do you identify as transgender or another non-cisgender identity?

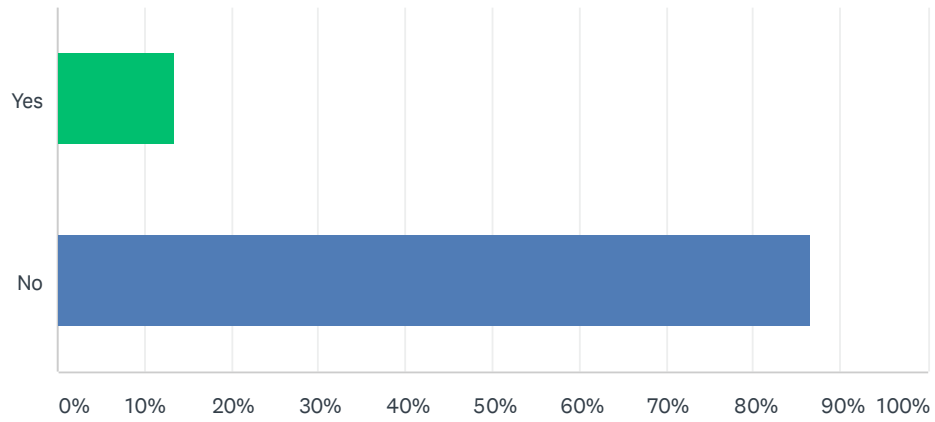
Answered: 1,363 Skipped: 83



| ANSWER CHOICES | RESPONSES |
|----------------|--------------|
| Yes | 3.37% 46 |
| No | 96.63% 1,317 |
| TOTAL | 1,363 |

Q11 Are you a person living with a disability?

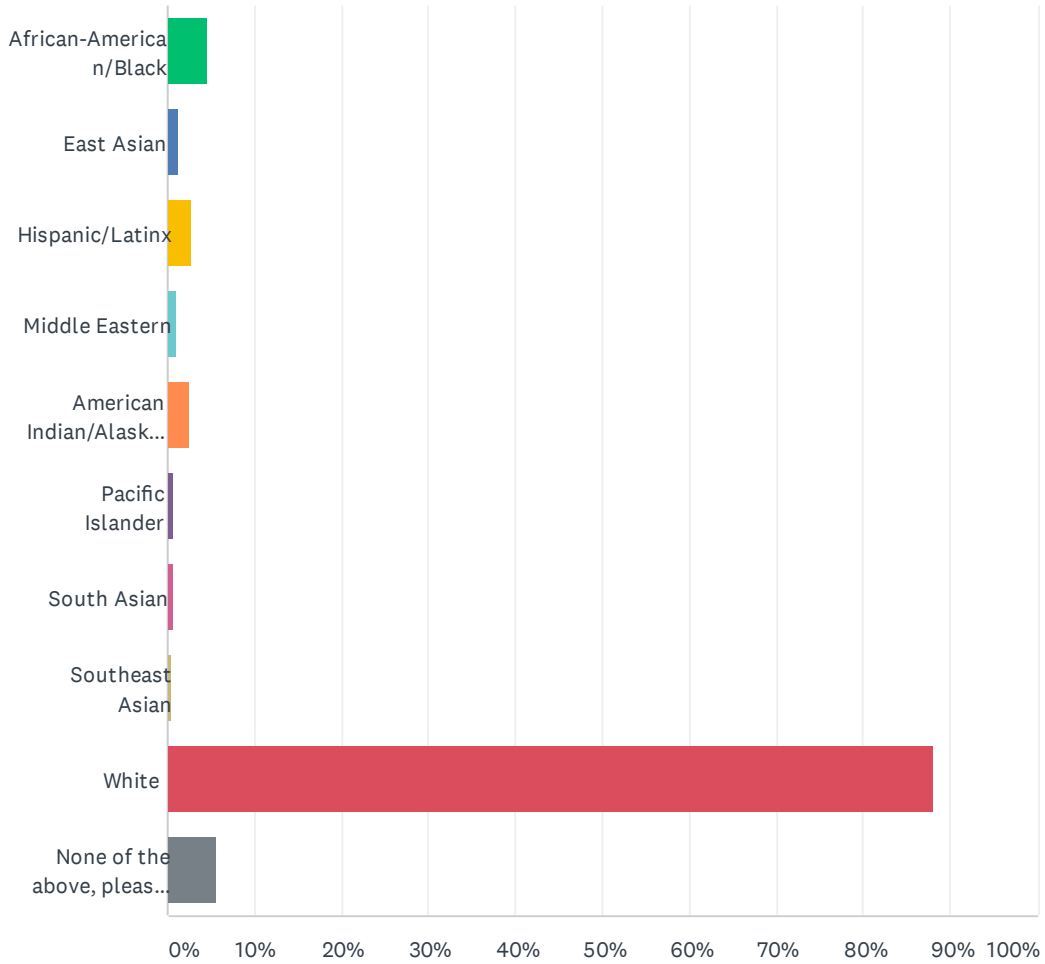
Answered: 1,367 Skipped: 79



| ANSWER CHOICES | RESPONSES | |
|----------------|-----------|-------|
| Yes | 13.46% | 184 |
| No | 86.54% | 1,183 |
| TOTAL | | 1,367 |

Q12 What is your racial or ethnic identity? (Select all that apply.)

Answered: 1,334 Skipped: 112



| ANSWER CHOICES | RESPONSES | |
|--------------------------------------|-----------|-------|
| African-American/Black | 4.65% | 62 |
| East Asian | 1.27% | 17 |
| Hispanic/Latinx | 2.70% | 36 |
| Middle Eastern | 0.97% | 13 |
| American Indian/Alaskan Native | 2.55% | 34 |
| Pacific Islander | 0.67% | 9 |
| South Asian | 0.67% | 9 |
| Southeast Asian | 0.37% | 5 |
| White | 88.01% | 1,174 |
| None of the above, please specify... | 5.62% | 75 |
| Total Respondents: 1,334 | | |

Q13 What is your first language?

Answered: 1,376 Skipped: 70



SURVEY ON POLICE REFORM IN VERMONT

| ANSWER CHOICES | RESPONSES | |
|------------------------|-----------|--------------|
| English | 97.75% | 1,345 |
| French | 0.29% | 4 |
| Spanish | 0.51% | 7 |
| Swahili | 0.07% | 1 |
| Lingala | 0.00% | 0 |
| Maay maay | 0.00% | 0 |
| Somali | 0.15% | 2 |
| Karen | 0.00% | 0 |
| Nepali | 0.00% | 0 |
| Arabic | 0.00% | 0 |
| Vietnamese | 0.07% | 1 |
| Bosnian | 0.00% | 0 |
| Other (please specify) | 1.16% | 16 |
| TOTAL | | 1,376 |