

Vermont District Structures by the Numbers

- Counties: 14
- Hospital Service Areas: 13
- AHS District Offices: 12
- Designated Agencies/Specialized Service Agencies: 16
- VNAs: 9
- ANR District Offices: 6
- VTrans Maintenance Districts: 9
- Supervisory Unions/School Districts

County Labor Force Data: Percent Change since Peak

County	Percent Lost
Essex	19.23
Rutland	14.35
Caledonia	13.17
Benington	11.80
Windsor	12.15
Lamoille	10.15
Windham	9.76
Grand Isle	6.51
Orleans	5.94
Addison	4.88
Orange	4.73
Washington	2.12
Franklin	1.71
Chittenden	0.20

- Based on each county’s respective peak labor force numbers, all counties (except Chittenden) have seen a decline in labor force.
- Chittenden County has lost less than 1% of its peak labor force.
- Six counties have seen a 10%+ decline in labor force.

Source: Vermont Department of Labor

Statewide Education Enrollment

	PK-12	K-12
2018	84404	75589
2017	84433	76318
2016	84446	77145
2015	84546	78333
2014	85359	79542
2013	86119	80444
2012	86784	81268
2011	87750	82555
2010	88589	83760
2009	89776	85081
2008	91458	86878
2007	92716	88398
2006	93925	89877
2005	93813	90235
2004	95526	92132

- State-wide K-12 enrollment has fallen by 18% since 2004.
- However, when Pre-K enrollment is included, state-wide enrollment has only fallen by 12.7% since 2004.

Percent Change: K-12 Enrollment by County

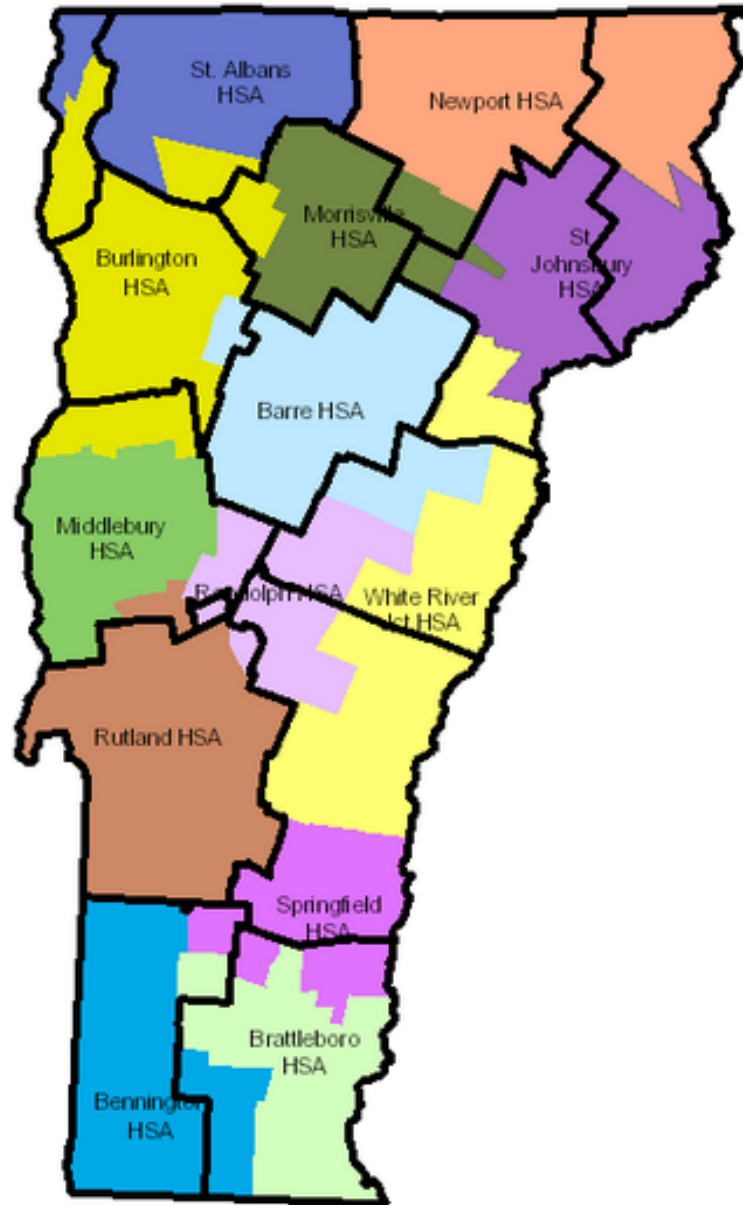
Addison	-25
Bennington	-20.6
Caledonia	-16.4
Chittenden	-11.9
Essex	-40.8
Franklin	-3.2
Grand Isle	-22.5
Lamoille	-9.6
Orange	-18.1
Rutland	-24.3
Washington	-17.3
Windham	-22.7
Windsor	-24

Source: Vermont Agency of Education

- All counties have experienced drastic reduction in traditional K-12 enrollment since 2004.
- Five counties have experienced K-12 enrollment losses of over 20%.
- Essex County has lost over 40% of its K-12 enrollment.
- Only Franklin County and Lamoille County have lost less than 10% of their K-12 enrollment.

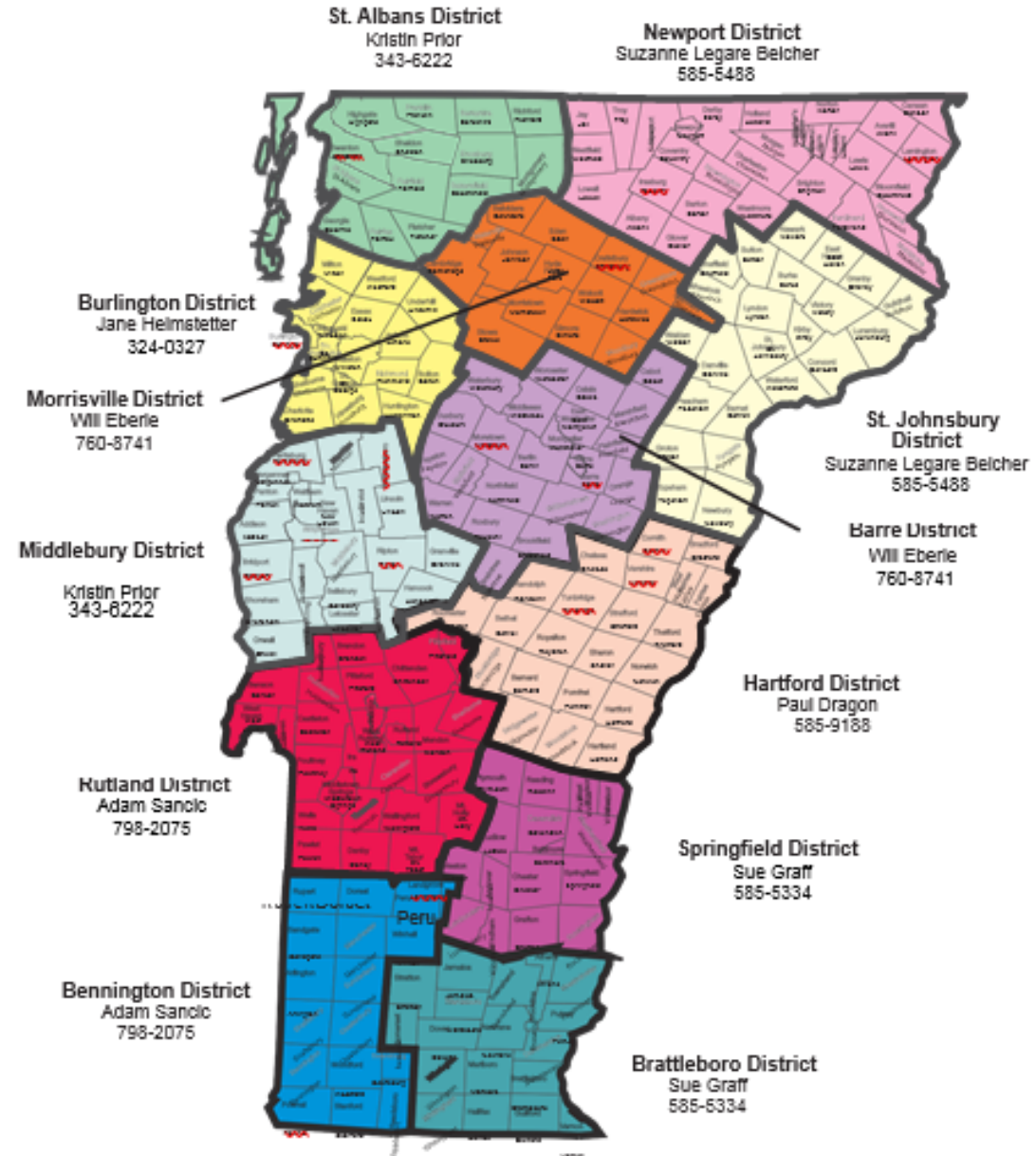
Hospital Service Areas (13)

- Hospital Service Areas: 13



AHS District Offices (12)

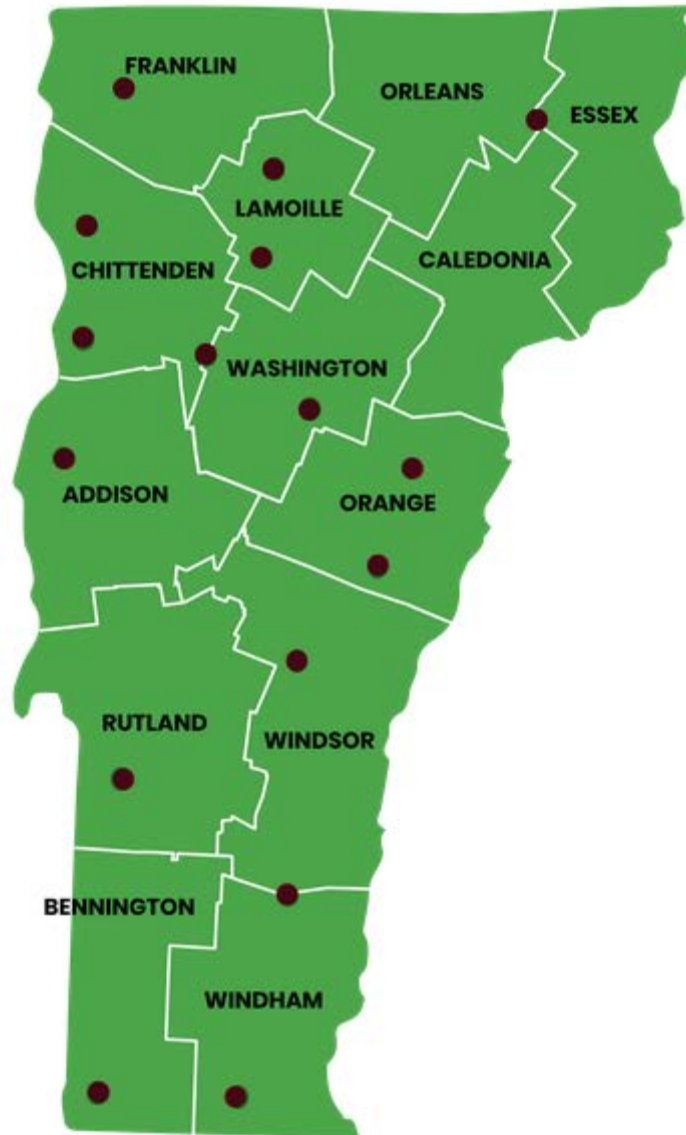
- AHS District Offices: 12



Designated Agencies/SSAs (16)

Designated Agencies/SSAs: 16

- Champlain Community Services (CCS)
- Clara Martin Center (CMC)
- Counseling Service of Addison County (CSAC)
- Families First in Southern Vermont (FFSV)
- Green Mountain Support Services (GMSS)
- Health Care and Rehabilitation Services (HCRS)
- Howard Center (HC)
- Lamoille County Mental Health Services (LCMHS)
- Lincoln Street, Inc. (LSI)
- NFI Vermont, Inc. (NFI)
- Northeast Kingdom Human Services (NKHS)
- Northwestern Counseling & Support Services (NCSS)
- Rutland Mental Health Services (RMHS)
- United Counseling Service of Bennington County (UCS)
- Upper Valley Services (UVS)
- Washington County Mental Health Services (WCMHS)



VNAs (9)

VNAs: 9

- Addison County Home Health & Hospice
- Caledonia Home Health Care & Hospice
- Central Vermont Home Health & Hospice
- Franklin County Home Health Agency
- Lamoille Home Health & Hospice
- Orleans, Essex VNA & Hospice
- VNA & Hospice of the Southwest Region
- Visiting Nurse and Hospice for Vermont & New Hampshire
- UVM Network Home Health & Hospice



Supervisory Unions

