






VERMONT Budget Report Card

BUDGET FORECASTING				
	2016	2017	2018	
	CATEGORY GRADE	B	B	B
	Consensus Revenue Forecasts	✓	✓	✓
	Multiyear Expenditure Forecasts	✗	✗	✗
	Multiyear Revenue Forecasts	✓	✓	✓
	Revenue Growth Projections	✓	✓	✓
	3-YEAR AVERAGE	B		3-YEAR TREND —
BUDGET MANEUVERS				
	2016	2017	2018	
	CATEGORY GRADE	A	B	A
	Deferring Recurring Expenditures	✓	✗	✓
	Revenue and Cost Shifting	✓	✓	✓
	Funding Recurring Expenditures with Debt	✓	✓	✓
	Using Asset Sales and Up-Front Revenues	✓	✓	✓
	3-YEAR AVERAGE	A		3-YEAR TREND —
LEGACY COSTS				
	2016	2017	2018	
	CATEGORY GRADE	D	D	D
	Public Employee OPEB Funding	✗	✗	✗
	Public Employee Pension Funding	✓	✓	✓
	Public Employee Pension Funded Ratio*	64%	64%	64%
	3-YEAR AVERAGE	D		3-YEAR TREND —
RESERVE FUNDS				
	2016	2017	2018	
	CATEGORY GRADE	B	B	B
	Positive Reserve or General Fund Balance	✓	✓	✓
	Reserve Funds Disbursement Policy	✓	✓	✓
	Reserve Funds Replenishment Policy	✓	✓	✓
	Reserves Tied to Revenue Volatility	✗	✗	✗
	3-YEAR AVERAGE	B		3-YEAR TREND —
TRANSPARENCY				
	2016	2017	2018	
	CATEGORY GRADE	B	B	B
	Consolidated Budget Website	✓	✓	✓
	Provides Debt Tables	✓	✓	✓
	Discloses Deferred Infrastructure Replacement Costs	✗	✗	✗
	Discloses Tax Expenditures	✓	✓	✓
3-YEAR AVERAGE	B		3-YEAR TREND —	

KEY

✓	Followed best practice
✗	Did not follow best practice

BUDGET FORECASTING evaluates whether and how states estimated long-term revenue and expenditure trends. **BUDGET MANEUVERS** evaluates whether states used one-time revenues, borrowings, asset sales, and other measures to achieve short-term budgetary balance. **LEGACY COSTS** evaluates whether states provided adequate funding, as defined by retirement system actuaries, for pensions and other promised retirement benefits for public workers. **RESERVE FUNDS** evaluates states' rainy day funds and other fiscal reserves, as well as any policies governing their use and replenishment. **TRANSPARENCY** evaluates the accessibility to the public of states' budget practices.

* SOURCE Bloomberg; 2017 data also used for 2018.



Volker Alliance - December 2018

Areas for Improvement

1. Budget Forecasting "B"

- Multiyear Expenditure Forecasts
 - Do we require the Governor to submit a three year or five year budget projection

3. Budget Maneuvers "A"

2. Legacy Costs "D"

- Public Employee OPEB Funding
 - OPEB change for surpluses
- Public Employee funded ratio 64%
 -

3. Reserve Funds "B"

- Reserves tied to revenue Volatility X
 - **Should we require an annual report from Joint Fiscal and Finance ???**
 - **Annual Assessment of Total Reserves,**
 - **Revenue Volatility measure??**
 - **Recommended Reserve range?**

4. Transparency

- Discloses Deferred Infrastructure Replacement Costs
 - Do we require this to be submitted with Capital Bill - AOT does it.






State of Vermont
Agency of Administration
Department of Finance & Management
Pavilion Office Building
109 State Street
Montpelier, VT 05609-0201
www.finance.vermont.gov

[phone] 802-828-2376
[fax] 802-828-2428

Adam Greshin, Commissioner

MEMORANDUM

TO: Joint Fiscal Committee
FROM: Adam Greshin, Commissioner of Finance and Management 
RE: Special Funds Created in FY 2018; Special Fund Balances at End of FY2018
DATE: October 23, 2018

Pursuant to 32 VSA Sec. 588(6), attached please find the list of Special Funds created in FY 2018, with name, authorization, and revenue source; and the list of Special Funds and their balances at the end of FY 2018.

Thank you.

Report on Special Funds Created in FY 2018

Submitted to the Joint Fiscal Committee pursuant to 32 VSA Sec 588(6)

Dept/Name of Fund	Authorization	Revenue Source
Agency of Education		
Education Financial Systems Fund	32 V.S.A. § 6075a	Appropriations/Trans
Agency of Natural Resources		
Saint-Gobain Waterline Fund	32 V.S.A. § 585	Settlement Monies
Office of the Attorney General		
Complex Litigation Special Fund	3 V.S.A. § 167a	Appropriations/Trans

Special Fund Summary - End of FY 2018

Special Fund Name	SF#	Fund Net Assets			Other Financing Sources (Uses)	Fund Net Assets 6/30/2018
		7/1/2017	All Revenues	All Expenses		
Financial Literacy Trust Fund	21001	17,907.10	440.38	(9,643.69)	12,236.64	20,940.43
Financial Literacy Commission	21003	11,578.95	657.69	-	(12,236.64)	-
FMS System Development Fund	21005	1,474,834.16	590,380.52	(127,989.00)	(1,000,000.00)	937,225.68
State College Bond	21010	-	-	-	-	-
Elva S Smith Bequest	21015	127,004.30	110,716.15	(33,227.23)	-	204,493.22
Lw-lvl Radioactive Waste Cmpct	21020	(109,863.71)	(2,015.70)	(58,490.14)	-	(170,369.55)
Radiological Emerg Response	21025	23,230.78	302,341.32	(325,504.43)	-	67.67
Exxon Settlement Fund	21030	-	-	-	-	-
Stripper Well Settlement Fund	21035	-	-	-	-	-
Diamond Shamrock Refining Fund	21040	-	-	-	-	-
Getly Oil Company Settlement	21045	-	-	-	-	-
Public Defender Special Fund	21050	173,945.12	589,474.27	(574,662.00)	-	188,757.39
Misc Fines & Penalties	21054	519,393.60	192,391.93	(260,771.36)	-	451,014.17
State-Local Fines Fund	21055	-	-	-	-	-
Genetic, Engineered Food Label	21057	-	-	-	-	-
Vt Dairy Promotion Fund	21060	508,079.64	2,665,364.42	(2,727,213.63)	-	446,230.43
VDPC State Portion	21061	234,491.58	268,749.96	(239,087.26)	-	264,154.28
Financial Institut Supervision	21065	734,373.26	2,816,006.15	(2,366,137.42)	-	1,184,241.99
Health Care Suprv & Reg	21070	-	-	-	-	-
Insurance Regulatory & Suprv	21075	-	18,172,581.17	(7,284,985.47)	(6,456,025.43)	4,431,570.27
Securities Regulatory & Suprv	21080	-	11,588,790.00	(1,390,608.86)	(10,198,181.14)	-
Captive Insurance Reg & Suprv	21085	-	5,061,944.75	(5,058,381.32)	(3,563.43)	(0.00)
VOHI Wk Cmp Self-Ins Corp Trst	21090	41.68	(41.68)	-	-	-
Passenger Tramways	21095	196,234.85	395,566.21	(396,329.71)	-	195,471.35
Elevator Safety Fund	21097	42,558.37	97,275.00	(121,039.54)	-	18,793.83
Licensing & Inspection Spec Fd	21099	-	-	-	-	-
Fire Prevention Fund	21100	-	-	-	-	-
Worker's Comp Admin Fund	21105	6,196,482.90	2,841,614.58	(2,540,772.00)	-	6,497,325.48
Employee Leasing Companies	21110	275,266.84	77,900.00	(1,532.39)	-	351,634.45
Crim Justice Training Council	21115	-	-	-	-	-
Fire Service Training Council	21120	69,525.56	1,231,955.36	(1,150,000.40)	(120,000.00)	31,480.52
Haz Chem & Subst Emerg Resp	21125	378,678.11	964,086.13	(783,462.53)	(200,000.00)	359,301.71
Criminal History Records Check	21130	207,380.57	1,892,886.04	(904,776.00)	-	1,195,490.61
Vt Law Telecommunications	21135	84,524.49	174,750.00	(228,274.00)	-	31,000.49
DUI Enforcement Special Fund	21140	3,369.70	1,475,644.30	(1,483,175.00)	-	(4,161.00)
Drug Task Force	21141	18,575.16	48,519.90	(66,760.06)	-	335.00
Youth Substance Abuse Safety P	21142	93,716.61	55,204.89	(77,121.00)	-	71,800.50
Victims Compensation Fund	21145	460,208.80	2,193,645.11	(2,120,093.95)	-	533,759.96
Prof Regulatory Fee Fund	21150	3,464,761.20	4,175,369.76	(6,224,482.94)	-	1,415,648.02
Rulemaking Advertising Fund	21155	-	-	-	-	-
Vermont Campaign Fund	21160	-	-	-	-	-
Funeral & Burial Service Trust	21165	239,815.28	3,326.23	-	-	243,141.51
EO School Interest Program	21170	-	-	-	-	-
Palo Pinto Fund	21175	-	-	-	-	-
Independence Fund	21180	-	-	-	-	-
Children's Trust Fund	21185	68,005.05	10,000.24	(50,000.00)	-	28,005.29
Correctional Facilities Rec Fd	21190	337,532.71	755,123.01	(662,655.74)	-	429,999.98
Vermont Health Access Trust	21195	-	-	-	-	-
Catamount Fund	21196	-	-	-	-	-
Health Care Trust Fund	21200	-	-	-	-	-
Dsw-MDRC-10% Retainage	21205	-	-	-	-	-
PATH-Mtn View Escrow Fund	21208	-	-	-	-	-
PATH-Morrisville Ctr Escrow Fd	21209	-	-	-	-	-
Home Heating Fuel Asst Trust	21210	-	-	-	-	-
PATH-Dartmouth-Hitchcock Escro	21211	-	-	-	-	-
PATH-Civil Monetary Fund	21213	508,699.40	212,660.29	(53,796.61)	-	667,563.08
Robert Wood Johnson Fund	21215	-	-	-	-	-
Path-Commonwealth Fund	21217	-	-	-	-	-
PACE Grant	21219	-	-	-	-	-
Mental Health Risk Pool	21220	425.10	5.89	-	-	430.99
Vermont State Hospital Canteen	21225	-	-	-	-	-
Home Weatherization Assist	21235	1,268,524.14	10,185,753.70	(9,587,425.30)	64,939.00	1,931,791.54
VT Healthcare Ed Loan Repaymnt	21238	-	-	-	-	-
Teacher Licensing Fund	21240	251,552.56	1,238,535.00	(1,146,841.80)	-	343,245.76
ROPA Program Fund	21241	24,501.37	30,500.00	(43,458.92)	-	11,542.45
Education Financial Systems	21244	-	-	(25,322.64)	3,139,252.28	3,113,929.64
Post Secondary Certification	21245	9,000.00	17,500.00	(9,000.00)	-	17,500.00
General Education Development	21250	-	1,050.00	-	-	1,050.00
Petroleum Cleanup Fund	21255	3,423,672.58	6,545,275.55	(4,230,417.48)	-	5,738,530.65
Act 250 Permit Fund	21260	703,594.64	1,966,269.70	(2,431,588.83)	-	238,275.51

Special Fund Summary - End of FY 2018						
Special Fund Name	SF#	Fund Net Assets			Other Financing Sources (Uses)	Fund Net Assets 6/30/2018
		7/1/2017	All Revenues	All Expenses		
Sugarbush-Snowmaking	21265	-	-	-	-	-
State Forest Parks Fund	21270	1,187,823.79	10,159,574.69	(10,156,164.28)	-	1,191,234.20
Environmental Contingency Fund	21275	1,393,987.60	6,776,441.69	(1,892,197.16)	(250,000.00)	6,028,232.13
Mitec Settlement Fund	21280	-	-	-	-	-
Saint-Gobain Waterline Fund	21281	-	7,120,810.29	(6,550,264.81)	-	570,545.48
Waste Management Assistance	21285	3,247,830.75	5,652,147.21	(4,678,923.08)	-	4,221,054.88
Hazardous Waste Fund	21290	155,227.54	69,827.39	(104,643.25)	-	120,411.68
FPR - Land Acquisitions	21293	175,802.25	556.79	(214.38)	-	176,144.66
Environmental Permit Fund	21295	4,734,246.53	9,782,233.34	(9,450,168.18)	(275,000.00)	4,791,311.69
Hydroelectric Licensing Fund	21300	-	-	-	-	-
Pownal Tanning Settlement	21305	-	-	-	-	-
VT Wastewater & Potable Water	21311	863,769.12	51,765.92	(283,469.15)	275,000.00	907,065.89
Ecosystem Rest & Water Quality	21313	97,577.04	127,634.42	(105,382.99)	-	119,828.47
Sunderland Landfill	21315	4,600.71	63.81	-	-	4,664.52
Central Vt Shopping Ctr	21320	51,344.38	712.13	-	-	52,056.51
Chemical High Concnr Children	21321	(108,028.90)	51,743.08	(111,262.65)	-	(167,548.47)
Historic Sites Special Fund	21325	102,245.32	518,711.77	(537,037.18)	-	83,919.91
Vt Center for Geographic Infor	21328	-	19,151.61	(8,551.10)	-	10,600.51
Municipal & Regional Planning	21330	455,941.00	6,388,879.46	(3,749,688.74)	(2,611,390.63)	483,741.09
Insurance Reserve Fund	21335	251,640.40	336,652.63	-	-	588,293.03
Out-Of-State Power Sales Fund	21340	-	-	-	-	-
Unorganized Towns-Bennington	21345	25,583.04	59,179.88	(76,804.01)	-	7,958.91
Unorganized Towns-Chittenden	21350	(67,014.62)	122,334.38	(69,680.64)	-	(14,360.88)
Unorganized Towns-Windham	21355	24,000.76	270,082.41	(267,092.51)	-	26,990.66
Unemployment Comp Admin Fund	21360	1,757,780.54	775,000.00	(813,038.75)	-	1,719,741.79
Tobacco Litigation Settlement	21370	366,226.53	59,014,134.23	(24,137,064.22)	(15,243,148.64)	20,000,147.90
AG-Tobacco Settlement	21372	113,166.30	-	(8,658.27)	-	104,508.03
Tobacco Trust Fund	21375	114,360.02	6,851.36	(89,120.34)	(6,851.36)	25,239.68
Rockefeller State Zoning Fund	21380	-	-	-	-	-
Student Asst Corp. Guar Reserve	21385	-	-	-	-	-
Williamstown Env & Public Hlth	21390	193,121.40	2,678.58	-	-	195,799.98
Mount Independence Historic	21395	-	-	-	-	-
State Register Publications Fd	21397	1,518.53	-	-	-	1,518.53
Pownal Trailer Park Fund	21400	-	-	-	-	-
Bond Investment Earnings Fund	21405	205,787.67	1,014,339.05	-	-	1,220,126.72
DWI Forfeiture Vehicles	21410	-	-	-	-	-
Vt Racing-Unclaimed Tickets	21415	-	-	-	-	-
Pownal Tanning Settlement II	21420	-	-	-	-	-
Long Term Disabilities	21425	-	-	-	-	-
Flexible Spending	21430	374,184.85	2,199,344.42	(2,111,698.60)	-	461,830.67
AHS Administrative Fund	21435	-	-	-	-	-
All Terrain Vehicles	21440	57,530.36	440,611.94	(425,875.29)	-	72,267.01
Art Acquisition Fund	21445	46,500.00	-	(28,500.00)	110,000.00	128,000.00
Gross Revenue Fund	21450	-	-	-	-	-
Fuel Efficiency Fund	21452	-	-	-	-	-
Vt Recreational Trails Fund	21455	465,102.89	-	(420,808.13)	370,000.00	414,294.76
Laboratory Services	21460	7,812.52	685,657.51	(686,002.01)	-	7,468.02
Organ Donation Special Fund	21463	-	2,607.00	(265.90)	-	2,341.10
Meals Fund	21465	-	-	-	-	-
Medical Practice	21470	1,772,063.47	378,045.59	(1,187,167.19)	-	962,941.87
Hospital Licensing Fees	21471	106,435.18	143,622.00	(138,823.10)	-	111,234.08
Natural Resources Mgmt	21475	1,236,000.85	829,597.68	(867,610.87)	-	1,197,987.66
Otto Johnson Fund	21480	-	7,219.69	(7,219.69)	-	-
PILOT	21485	3,720,994.73	8,474,860.16	(7,970,000.00)	-	4,225,854.89
Rabies Control	21490	5,552.00	72,217.00	(31,788.00)	(38,852.00)	7,129.00
VT Working Lands Enterprise	21493	830.86	20,164.06	(31,407.00)	-	(10,412.08)
Snowmobile Trails	21495	270,616.79	544,472.80	(691,294.50)	-	123,795.09
Inter-Unit Transfers Fund	21500	6,423,007.80	55,225,268.73	(72,394,788.48)	16,839,346.00	6,092,834.05
ARRA Inter-Unit Subaward Fund	21502	36,175.61	-	-	-	36,175.61
Boating Safety	21505	41,411.37	-	(153,759.00)	131,865.55	19,517.92
Use Tax Fund	21510	-	-	-	-	-
Treas Retirement Admin Cost	21520	(9,889.50)	2,640,311.92	(2,640,311.92)	-	(9,889.50)
Conference Fees & Donations	21525	55,515.32	64,772.17	(73,451.22)	(655.00)	46,181.27
Success by Six	21530	-	-	-	-	-
School Match	21535	444,954.23	27,255,090.51	(26,985,240.00)	-	714,804.74
DDMHS Provider Inpatient Pool	21540	-	-	-	-	-
Lands and Facilities Trust Fd	21550	2,490,910.93	566,567.19	(101,578.24)	(429,000.00)	2,526,899.88
Emergency Relief & Assist Fd	21555	2,539,639.55	-	(465,638.11)	809,729.00	2,883,730.44
Public Assistance Receivers	21560	1,205.72	9,461.03	(9,399.75)	-	1,267.00
PATH-Donations	21565	-	-	-	-	-

Special Fund Summary - End of FY 2018						
Special Fund Name	SF#	Fund Net Assets 7/1/2017	All Revenues	All Expenses	Other Financing Sources (Uses)	Fund Net Assets 6/30/2018
Food Stamp Recoveries	21570	25,562.39	121,893.23	(128,278.00)	-	19,177.62
Downtown Trans & Capital Impro	21575	1,078,758.04	-	(408,829.00)	423,966.00	1,093,895.04
Archives Workshop Fund	21580	-	-	-	-	-
F&M-FinOps-Duplicate Payments	21581	-	-	-	-	-
Surplus Property	21584	449,755.85	314,675.57	(517,434.74)	-	246,996.68
Pers-Human Resourc Development	21585	298,664.99	74,282.84	(60,881.23)	-	312,066.60
Lib-Suzanne Crandall Fund	21587	-	-	-	-	-
Tax-DOQ Mapping Project	21589	-	-	-	-	-
Tax-Miscellaneous Fees	21590	(25,015.20)	232,719.70	(295,844.87)	-	(88,140.37)
Tax-Local Option Process Fees	21591	365,924.15	790,349.64	(451,315.43)	-	704,958.36
Tax-DOQ Mapping Project	21593	-	-	-	-	-
Tax-Current Use Admin	21594	754,574.67	764,944.73	(533,622.76)	(246,944.73)	738,951.91
Public Records Special Fund	21595	63,510.86	8,441.75	(12,000.00)	-	59,952.61
BGS-BTS Marketing Costs	21599	-	-	-	-	-
BGS-Duxbury/Moretown	21600	156.44	5.98	-	-	162.42
Vital Records Special Fund	21602	-	-	-	-	-
Motorist Aid Refreshment Prog	21603	126,789.50	120,900.85	(86,784.43)	-	160,905.92
BGS-Recycling Efforts	21604	162,673.76	5,876.06	(9,047.43)	-	159,502.39
BGS-Newport Office Bldg	21605	-	-	-	-	-
BGS-Newport Office	21606	2,500.00	-	-	-	2,500.00
BGS-Springfield Special Fund	21608	-	-	-	-	-
BGS-Sale of Ludlow	21610	-	-	-	-	-
BGS-Donations-St House Restore	21612	543.41	-	-	-	543.41
BGS-Sale of State Land	21613	67,955.00	354,529.39	(500.14)	-	421,984.25
BGS-VSC-Capital Improvement-97	21617	-	-	-	-	-
BGS-VSC-Capital Improvement	21618	-	-	-	-	-
BGS-VSC-Capital Improvements	21620	-	-	-	-	-
BGS-VSC-Capital Improve	21621	-	-	-	-	-
Vt State Colleges	21622	-	-	-	-	-
BGS-Transportation-Derby Garag	21623	-	-	-	-	-
Exec-Conference Fees	21624	-	-	-	-	-
Leg-State House Sick Room	21626	1,197.90	-	-	-	1,197.90
Leg-Sgt at Arms-Use of St Hous	21627	2,197.26	-	-	-	2,197.26
St Labor Relations Bd-Misc Rec	21633	9,445.52	2,522.05	(2,254.59)	-	9,712.98
AG-Consumer Fraud Restitution	21634	38,740.65	9,700.00	(24,100.00)	-	24,340.65
AG-Fees & Reimburs-Court Order	21638	132,962.55	3,080,112.78	(1,172,221.77)	(1,964,612.78)	76,240.78
AG-Court Diversion	21639	-	360,428.59	(360,428.59)	-	-
AG-Administrative Special Fund	21641	-	4,838.47	-	-	4,838.47
SA-Windsor Comm Prosecution Gr	21646	2,583.57	-	-	-	2,583.57
St Atty-Kidsafe	21647	-	-	-	-	-
PS-Sale of Photos	21651	5,083.92	22,911.50	(25,000.00)	-	2,995.42
PS-Evidence Forfeitures	21655	-	-	-	-	-
PS-Boating Safety Violations	21656	-	-	-	-	-
PS-Explosive Handlers	21659	-	-	-	-	-
Mil-Armory Rentals	21660	7,839.70	7,325.00	-	-	15,164.70
Mil-Sale of Buri Armory & Othe	21661	-	-	-	-	-
Mil-Vets Cemetary Contribution	21662	551,306.16	153,667.58	(114,549.16)	-	590,424.58
AF&M-Agricultural Events	21666	33,841.58	5,880.00	(6,334.81)	-	33,386.77
AF&M-Laboratory Testing	21667	139,624.10	597,819.30	(424,302.09)	-	313,141.31
AF&M-Feed Seeds & Fertilizer	21668	1,696,064.07	1,983,566.37	(1,487,158.52)	-	2,192,471.92
AF&M-Pesticide Monitoring	21669	1,085,724.99	1,900,060.01	(1,392,754.30)	-	1,593,030.70
AF&M-Apple Marketing Board	21670	-	-	-	-	-
AF&M-Agricultural Fees	21671	13,269.89	15,886.29	(9,537.98)	-	19,618.20
AF&M-Terminal Mkts-Ship Insp	21672	-	-	-	-	-
AF&M-Weights & Measures-Testin	21673	464,876.93	675,764.94	(645,153.91)	-	495,487.96
AF&M-Lk Champ Phosphorous Redu	21675	-	-	-	-	-
AF&M-Livestock Dealers/Transpo	21676	131,114.30	24,275.87	(25,475.47)	-	129,914.70
AF&M-Mosquito Control	21678	(110,329.16)	-	-	92,305.90	(18,023.26)
AF&M-Housing & Conservation Bd	21680	(10,767.65)	163,066.22	(144,310.29)	-	7,988.28
AF&M-Eastern States Building	21682	275,994.52	217,463.41	(415,122.74)	-	78,335.19
AF&M-Dairy Receipts	21684	92,805.42	109,100.00	(110,278.15)	-	91,627.27
AF&M-Meat Handlers	21685	52,682.29	40,518.06	(18,797.79)	-	74,402.56
AF&M-Pesticide Control	21686	140,016.17	110,440.00	(97,325.07)	-	153,131.10
AF&M-Promotional Activities	21687	30,264.60	33,609.83	(33,208.50)	-	30,665.93
AF&M-West Nile Virus	21688	-	-	-	-	-
BISHCA-Docket	21690	24,422.95	-	-	-	24,422.95
Human Rights Commission	21692	94,014.52	-	-	-	94,014.52
SOS-VT Practitioner Hlth Prog	21696	-	-	-	-	-
PSD-Regulation/Energy Efficien	21698	620,010.11	9,372,566.95	(6,697,224.09)	(3,467,437.72)	(172,084.75)
PSD - Billback & EEU pass thru	21699	(39,544.67)	3,958,925.08	(4,258,828.75)	-	(339,448.34)

Special Fund Summary - End of FY 2018

Special Fund Name	SF#	Fund Net Assets			Other Financing Sources (Uses)	Fund Net Assets 6/30/2018
		7/1/2017	All Revenues	All Expenses		
PSD-Telecomm Serv for Deaf	21703	(543.58)	239,943.33	(252,969.74)	-	(13,569.99)
PSD-Consumer Ed/Protection Pro	21704	-	-	-	-	-
PSD-Hydroquebec Power	21705	-	-	-	-	-
PSD-Rate & Tariff Power	21706	-	-	-	-	-
PUC-Special Fds	21709	4,568,556.73	81,466.42	(3,567,907.53)	3,317,437.72	4,399,553.34
Enhanced 9-1-1 Board	21711	1,010,242.03	4,842,364.00	(4,836,989.63)	-	1,015,616.40
OCS-Child Supp Collect-ANFC	21721	-	427,276.00	(427,276.00)	-	-
HE-Contributions & Donations	21723	-	-	-	-	-
HE-Education & Promotion Svcs	21724	-	-	-	-	-
HE-CSTE Grant	21730	-	-	-	-	-
HE-Food & Lodging Fees	21731	353,968.94	1,460,281.91	(1,555,479.27)	-	258,771.58
CORR-Ford Foundation Grant	21744	-	-	-	-	-
CORR-Windsor School Spec Fund	21747	-	-	-	-	-
GCW-Misc	21748	9,863.95	2,000.00	(2,000.00)	-	9,863.95
DET-Adm Rec/Fac Admin Other Fd	21749	-	-	-	-	-
DET-SRS-BYEP Other Funding Src	21750	-	-	-	-	-
DET-Apprenticeship Train OFS	21752	1,003,780.62	443,679.70	(400,000.00)	-	1,047,460.32
ED-Wards of St-Non-Special Edu	21757	-	-	-	-	-
ED-Conference Fees	21760	-	-	-	-	-
ED-Health-Infants & Toddlers	21763	-	-	-	-	-
ED-Medicaid Reimb-Admin	21764	2,819,499.60	-	(19,182,809.37)	19,199,382.62	2,836,072.85
E911-Universal Service Fund	21766	-	-	-	-	-
Vets Home-Private Pay	21767	(440,857.01)	-	-	-	(440,857.01)
Vets Home-Dom Applied Income	21768	109,436.29	-	-	-	109,436.29
NR-Stratton Corp	21769	-	-	-	-	-
Local Comm Implementation Fund	21772	-	-	-	-	-
Impaired Water Restoration Fnd	21773	606,562.28	53,394.17	-	-	659,956.45
Pollution Prevention Plans Fee	21776	5,026.82	61,395.00	(70,128.00)	-	(3,706.18)
FPR-Laura Burnham Estate	21778	4,606.25	-	-	-	4,606.25
FPR-Youth Conservation Corps	21779	-	488,382.00	(488,382.00)	-	-
FPR-Earth People's Park	21781	134.74	-	-	-	134.74
Vermont Medicaid	21782	912,467.01	1,790.73	-	-	914,257.74
FPR-FEMA Disasters	21783	-	-	-	-	-
New York Medicaid	21785	(571,884.12)	-	-	-	(571,884.12)
Streamgauging Fees	21786	42,246.72	23,070.00	(23,070.48)	-	42,246.24
EC-Geological Publications	21787	2,642.28	678.00	(348.00)	-	2,972.28
Miscellaneous Settlement Fund	21788	3,902,900.92	-	(181,252.12)	-	3,721,648.80
EC-Tax Loss-Conn Riv Flood Ctl	21789	(17,350.00)	48,580.00	(31,230.00)	-	-
EC-Aquatic Nuisance Control	21790	-	-	-	-	-
SRF Admin	21793	113.75	260,505.14	(615,844.37)	-	(355,225.48)
ACCD-HP-Donation Program	21794	-	-	-	-	-
ACCD-ISO 9000 Training	21799	-	-	-	-	-
VHCTF-VHFA-Lead Program	21804	-	-	-	-	-
VHCTF-ISTEA III-AOT Enhanc Pro	21805	-	-	-	-	-
SRS-Special Ed Medicaid	21808	-	-	-	-	-
SRS-Social Security	21809	-	791,860.79	(791,860.79)	-	-
SRS-Parental Child Support	21810	1,359.96	82,109.12	(83,469.08)	-	-
Attorney Admission,Licensing,&	21811	935,218.63	774,089.07	(844,718.42)	-	864,589.28
SOS-Corporations	21812	-	-	-	-	-
VR Fees	21813	-	1,671,898.15	(1,671,898.15)	-	-
DAD-Donations	21814	-	-	-	-	-
DAD-Vending Facilities	21815	-	72,982.61	(72,982.61)	-	-
DAD-RWJ	21816	-	-	-	-	-
DAD-Conference Fees	21817	-	-	-	-	-
Act 160	21818	-	-	-	-	-
ACCD-Mobile Home Park Laws	21819	-	77,808.00	(77,800.63)	-	7.37
ACCD-Miscellaneous Receipts	21820	419,949.09	30,269.58	(7,681.68)	-	442,536.99
ACCD-HS-Donation Program	21821	-	-	-	-	-
ACCD/Tourism & Marketing Broch	21822	542,247.24	296,286.79	(263,470.06)	-	575,063.97
Sale of Copies/Publications	21824	5,343.56	186.35	-	-	5,529.91
Memorial Gifts	21825	689.78	-	-	-	689.78
HE-Teaching Services	21826	-	-	-	-	-
HE-Community Nursing Services	21827	-	-	-	-	-
HE-Lead Abatement Fees	21828	21,421.00	32,530.00	(6,936.92)	-	47,014.08
HE-Third Party Reimbursement	21829	4,535,891.60	9,348,241.14	(4,248,659.82)	-	9,635,472.92
HE-Dental Care for Homeless	21830	-	-	-	-	-
HE-Injury Prevention	21831	-	-	-	-	-
HE-Asbestos Fees	21832	36,743.98	197,220.00	(172,296.50)	-	61,667.48
HE-Conference Fees	21833	-	-	-	-	-
HE-Medicaid in Schools	21834	-	-	-	-	-

Special Fund Summary - End of FY 2018						
Special Fund Name	SF#	Fund Net Assets 7/1/2017	All Revenues	All Expenses	Other Financing Sources (Uses)	Fund Net Assets 6/30/2018
HE- Community Services	21835	-	-	-	-	-
HE-AIDS Medication Rebates	21836	1,060,128.03	872,668.82	(1,083,978.16)	-	848,918.69
HE-ADAP DDRP Fees	21837	-	96,800.00	(96,800.00)	-	-
HE-Vital Records Certificates	21838	-	-	-	-	-
HE-VT Health Foundation	21839	-	-	-	-	-
HE-American Legacy Foundation	21840	-	-	-	-	-
CORR-Supervision Fees	21843	3,617,208.67	707,799.28	(518,003.22)	-	3,807,004.73
PERS-Recruitment Services	21844	(31,834.66)	75,178.43	(50,063.05)	-	(6,719.28)
Chittenden COPS Grant	21845	-	-	-	-	-
Chitt-Women Help Battered Wome	21846	-	-	-	-	-
Windsor-Armory Square Project	21847	-	-	-	-	-
ED-Private Sector Grants	21848	383,994.36	218,287.85	(338,543.34)	(9,912.61)	253,826.26
PS-Reports	21850	-	-	-	-	-
PS-Law Enforcement Services	21851	7,107.69	375,743.78	(361,754.36)	-	21,097.11
PS-VAST	21852	-	29,247.26	(29,247.26)	-	0.00
PS-Alarm Fees	21854	-	-	-	-	-
PS-Dispatching Services	21855	-	-	-	-	-
PS-Fingerprint Fees	21856	40,394.78	222,096.50	(179,513.75)	(40,000.00)	42,977.53
PS-VIBRS	21857	460,872.69	979,192.94	(1,373,931.93)	-	66,133.70
SRS-Build Bright Spaces/Future	21858	14,322.82	11,523.36	-	-	25,846.18
PATH-Other Administration	21860	-	-	-	-	-
EC-Laboratory Receipts	21861	-	-	-	-	-
EC-Motorboat Registration Fees	21862	1,349,813.82	-	(493,345.35)	487,902.54	1,344,371.01
FSTC-Insurance Tax Assessment	21863	-	-	-	-	-
FSTC-Industrial Tuition	21864	-	-	-	-	-
FSTC-Fire Service Tuition	21865	-	-	-	-	-
CJTC-Surcharge Fees	21866	-	-	-	-	-
CJTC-Tuition Fund	21867	-	-	-	-	-
Special Funds Debt Service	21868	7,080.00	-	-	-	7,080.00
Securities Regulation/Supervis	21869	-	-	-	-	-
Misc Special Revenue	21870	1,057,101.55	2,498,599.70	(2,466,329.98)	-	1,089,371.27
OCS-Pass Through- ANFC	21873	-	-	-	-	-
OEO-Farm to Family Donations	21874	-	-	-	-	-
OEO-CAA Crisis Fuel Return	21876	-	-	-	-	-
BGS-PS 911 Equipment	21877	-	-	-	-	-
FW-Endanger/Threatened Species	21878	-	-	-	-	-
AHS-Annie Casey	21879	-	-	-	-	-
Packard Foundation	21880	-	-	-	-	-
Paul Foundation	21881	-	-	-	-	-
DAD-Johnson & Johnson	21882	-	-	-	-	-
Gates Foundation Grants	21883	18,300.52	253.82	-	-	18,554.34
Emerg Pers Survivor Benefit Fd	21884	161,329.56	2,237.62	-	-	163,567.18
Judicial Project Support	21885	-	-	-	-	-
Treas-Refunding Bond Issue	21886	-	-	-	-	-
OEO-Conference Fees	21887	-	-	-	-	-
Treas-Citizens Bond	21888	-	-	-	-	-
Risk Manage Ag Producers	21889	73,016.15	3,684.44	(16,042.50)	-	60,658.09
State's Att & Sheriff-Misc	21891	19,799.90	100,999.11	(102,577.53)	-	18,221.48
BGS-Sale of Prop/Montpelier	21892	-	-	-	-	-
DPS-City of ST Albans/GTEA	21893	-	-	-	-	-
Green Mtn Cons Camp Endowment	21894	108,228.32	12,218.72	(85,000.00)	-	35,447.04
Upper Valley Regional Landfill	21895	182,084.97	2,504.72	(1,918.64)	-	182,671.05
Waterfront Preservation	21896	-	-	-	-	-
Emergency Medical Services Fnd	21897	464,296.29	5,657.72	(167,150.10)	150,000.00	452,803.91
Entergy-Windham Cnty Econ Dev	21898	3,152,853.06	2,000,000.00	(1,331,477.63)	-	3,821,375.43
Connectivity Fund	21899	1,771,699.24	439,573.94	(163,279.78)	(1,972,322.98)	75,670.42
Other Special Funds	21900	-	-	-	-	-
Fire Prev/Bldg Inspect Sp Fund	21901	932,426.19	6,092,176.76	(6,680,376.69)	(81,830.00)	262,396.26
Health Department-Special Fund	21902	207,800.54	2,444,943.36	(2,712,126.64)	-	(59,382.74)
PATH-Misc Fund	21903	-	1,485,272.92	(18,676,196.33)	18,500,149.07	1,309,225.66
Wallace Foundation-SAELP	21904	-	-	-	-	-
Transportation Special Fund	21905	70,000.00	-	-	-	70,000.00
Financial Services Education	21906	126,655.68	18,881.69	-	-	145,537.37
Polygraph Exam & License Fees	21907	-	-	-	-	-
Misc Grants Fund	21908	52,869.48	461,556.86	(206,993.56)	-	307,432.78
Tax Computer Sys Modernization	21909	4,140,544.91	11,488,846.40	(5,880,584.00)	(3,021,474.00)	6,727,333.31
Counselor Regulatory Fee Fund	21910	2,125.00	-	-	-	2,125.00
Sarcoidosis Benefit Trust Fund	21911	(500.30)	-	-	-	(500.30)
Evidence-Based Educ & Advertis	21912	2,938,268.05	3,168,283.15	(2,281,645.15)	-	3,824,906.05
Workforce Ed & Training Fund	21913	2,459,301.14	-	(1,045,218.36)	1,045,400.00	2,459,482.78

Special Fund Summary - End of FY 2018						
Special Fund Name	SF#	Fund Net Assets		All Expenses	Other Financing Sources (Uses)	Fund Net Assets 6/30/2018
		7/1/2017	All Revenues			
Job Start Revolving Loan Fund	21914	-	-	-	-	-
Crime Victims Restitution Fund	21915	1,543,971.64	2,296,523.09	(1,826,839.50)	-	2,013,655.23
Vermont Health IT Fund	21916	7,289,502.02	3,914,003.82	(4,701,570.08)	(389,103.00)	6,112,832.76
Public Funds Investigation	21917	100,000.00	-	-	-	100,000.00
Archeology Operations	21918	75,200.94	26,500.00	(4,342.94)	-	97,358.00
EB-5 Special Fund	21919	80,438.67	92,667.08	(5,685.15)	-	167,420.60
VOL Membership/Dues	21920	249,268.46	-	(58,250.00)	-	191,018.46
Green Mountain Care Fund	21921	-	-	-	-	-
Blood & Breath Alcohol Testing	21922	1,039.50	61,894.00	(60,609.00)	-	2,324.50
Historic Property Stab & Rehab	21923	32,917.00	-	-	-	32,917.00
Vermont Veterans Fund	21924	42,306.52	109,575.82	(86,698.70)	-	65,183.64
Restitution Special Fund	21925	5,436.77	5,193.62	(10,000.00)	-	630.39
Domestic & Sexual Violence	21926	41,003.65	901,087.25	(812,768.21)	-	129,322.69
Supplemental Property Tax Relief	21927	3,139,252.28	-	-	(3,139,252.28)	-
Secretary of State Services	21928	130,000.00	7,196,002.78	(4,566,118.87)	(2,559,883.91)	200,000.00
Vermont Renewable Energy Fund	21930	-	-	-	-	-
Clean Water Fund	21932	6,448,728.86	4,787,958.52	(3,956,777.98)	(1,225,000.00)	6,054,909.40
Agricultural Water Quality	21933	1,767,173.61	515,300.58	(2,260,364.11)	1,225,000.00	1,247,110.08
Complex Litigation Special Fd	21934	-	-	-	1,000,000.00	1,000,000.00
BGS/Sale of Middlebury	21935	-	-	-	-	-
Information Center Revenues	21936	364,507.20	54,541.65	(1,593.36)	-	417,455.49
GMCB Regulatory and Admin Fund	21937	2,087,153.38	3,140,438.55	(3,444,500.27)	(850,000.00)	933,091.66
Jud-Conference Fund	21940	-	-	-	-	-
Court Technology Fund	21941	3,479,742.22	1,426,833.95	(1,179,895.90)	-	3,726,680.27
Municipal Tkt Repay Revolving	21942	-	-	-	-	-
State PACE Reserve Fund	21943	50,573.18	701.45	-	-	51,274.63
Vermont Enterprise Fund	21944	-	-	-	-	-
DOC-Corrections Donations	21945	4.52	-	-	-	4.52
Mont Dist Heat Plant Maint Res	21947	213,300.00	-	-	-	213,300.00
VTNG & Reserve Family Fund	21950	-	-	-	-	-
Property Assessment Fund	21955	-	-	-	-	-
Unsafe Dam Revolving Loan Fund	21960	248,763.38	3,450.31	-	-	252,213.69
Animal Spay/Neutering Fund	21965	173,657.23	285,712.10	(403,527.57)	-	55,841.76
Registration Fees Fund	21970	485,884.24	472,400.00	(315,800.34)	(300,000.00)	342,483.90
Armed Services Scholarship Fnd	21975	42,144.60	787.67	-	484.00	43,416.27
Indemnification Fund	21980	-	-	-	-	-
Brownfields Revitalization Fnd	21985	-	-	-	-	-
State Health Care Resources Fd	21990	2,308,359.40	288,595,716.66	(288,150,091.00)	443,587.00	3,197,572.06
VT Clean Energy Dev Fund	21991	4,440,060.70	564,982.38	(1,959,426.71)	453,292.00	3,498,908.37
Next Generation Initiative Fnd	21992	422,526.03	13,775.17	(1,624,916.10)	1,864,500.00	675,885.10
VT Traumatic Brain Injury Fund	21994	1,266.67	17.69	-	-	1,284.36
Special Fund Total		147,266,261.91	682,559,245.07	(656,925,220.21)	13,843,097.04	186,743,383.81

SPECIAL FUND LANGUAGE

The language below was included in the FY 2018 budget as part of a package to find money to offset One-Time Corporate Tax Refunds.

Sec. D.105(a)(2)(A) of Act 85 of 2017

(A) The Commissioner of Finance and Management may review fund balances in State special funds and end of fiscal year 2017 carry forward appropriation balances throughout the Executive Branch. Up to \$5,000,000 may be identified for transfer or reversion to the General Fund. To the extent necessary, the Emergency Board will review any proposed fund transfers and under its authority pursuant to 32 V.S.A. § 133(b) make fund transfers at a meeting scheduled on or before September 15, 2017.

