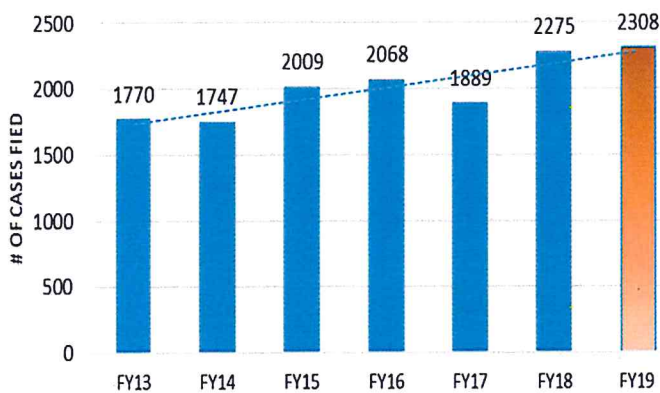


FY19 JUVENILE CASES

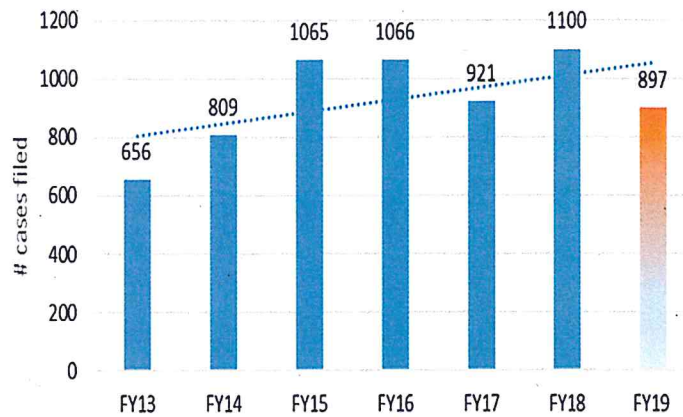
I. JUVENILE CASES ADDED (multiple years)

	FY12	FY13	FY14	FY15	FY16	FY17	FY18	FY19
CHINS-Abused or Neglected	701	656	809	1,065	1,066	921	1,100	897
CHINS-Truant	117	135	123	112	137	165	183	130
CHINS-Beyond Parent Control	93	91	93	84	85	65	75	68
Delinquency	894	816	668	704	737	705	884	709
Youthful Offender	79	72	54	44	43	33	33	504
Total	1,884	1,770	1,747	2,009	2,068	1,889	2,275	2,308

of juvenile petitions filed (all case types)



of abuse/neglect petitions filed



II. CUSTODY OF CHILDREN; CASES ADDED IN CURRENT FY (custody pre-disposition)

FY19	DCF custody	Custody to "Other"	no DCF custody	Total # cases
CHINS-Abused or Neglected	456	42	399	897
CHINS-Truant	0	0	130	130
CHINS-Beyond Control	41	0	27	68
Delinquency	48	0	661	709
Youthful Offender	1	0	503	504
Total	546	42	1,720	2,308

Cases w/ young children who are removed from the home are more likely to go to TPR

51% of ab/neglect cases in DCF custody
(It was 50% in FY15 & FY16, 44% in FY17, and 48% in FY18)

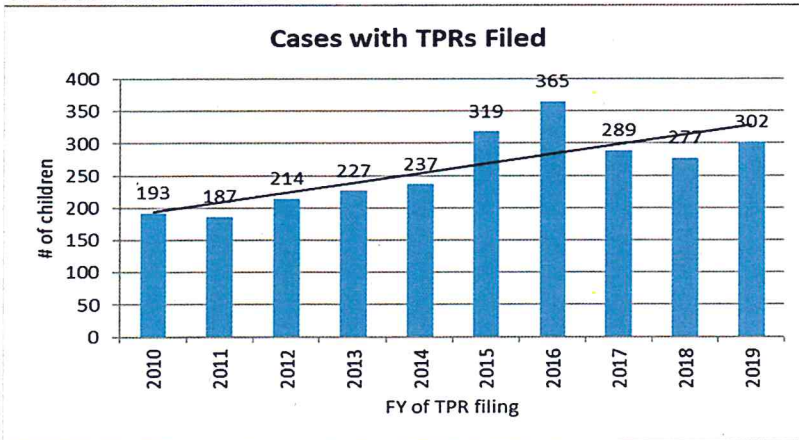
III. ABUSE/NEGLECT CASES FILED BY COUNTY

	An	Bn	Ca	Cn	Ex	Fr	Gl	Le	Oe	Os	Rd	Wn	Wm	Wr	Total
FY17	69	80	41	193	0	93	0	31	13	30	74	100	108	92	924
FY18	67	81	53	219	9	166	9	30	26	38	83	97	125	93	1096
FY19	68	83	31	194	1	124	8	36	16	47	76	68	80	65	897
3 year total	204	244	125	606	10	383	17	97	55	115	233	265	313	250	

Courts with significantly *more* ab/neglect cases filed in FY19 than in FY18: Le, Os. Little change in: An, Bn, Gl
Nine courts had a decrease in ab/neglect case filing. This is the first year in many that this has occurred.

TPRs (Termination of Parental Rights)

IV. TPRs FILED OVER TIME



TPRs are typically filed a year into a case.

Contested TPRs place heavy demands on judicial resources. Courts are hard pressed to find time for multiple-day contested TPRs, which also require "findings" time for the judge.

source: TPR Trends report.xls

V. TPRs Filed in FY19 & TPRs Pending at the close of FY19:

(count is by docket #, not TPR motion. 1 case = 1 child)

302 cases with TPR filed:

Addison	24
Bennington	13
Caledonia	24
Chittenden	61
Essex	4
Franklin	41
Grand Isle	3
Lamoille	7
Orange	10
Orleans	2
Rutland	24
Washington	29
Windham	31
Windsor	29

129 Cases with TPRs pending (at the close of FY19):

Addison	4
Bennington	0
Caledonia	9
Chittenden	46
Essex	1
Franklin	17
Grand Isle	1
Lamoille	1
Orange	0
Orleans	0
Rutland	11
Washington	19
Windham	19
Windsor	1

TPRs filed:

TPRs were up 10%, compared to 277 TPRs filed in FY18

TPRs Pending:

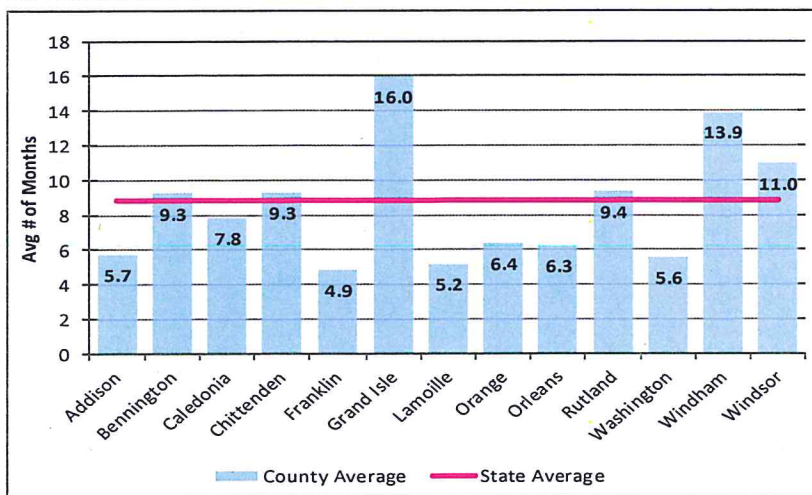
There were 129 TPRs pending at the close of FY19, compared to 113 in FY18, and 135 in FY17.

At the close of FY19, 50% of the pending TPRs had been pending for 5 or more months, similar to FY17 & FY18.

As with the close of FY18, Franklin continued to have no TPRs pending more than 5 months

VI. TIMELINESS OF TPRs DECIDED THIS FY

count is docket #s (children)



statewide avg: 8.9 months

Goal: 5 months

County	# of Cases with TPRs Decided
Addison	18
Bennington	14
Caledonia	14
Chittenden	48
Essex	0
Franklin	39
Grand Isle	2
Lamoille	3
Orange	9
Orleans	4
Rutland	28
Washington	20
Windham	41
Windsor	37
Grand Total	277

(This measures the average time from 1st TPR filed to last TPR decided per child)

The 10 year avg time for TPR decision was 7.8 months.

Time from TPR filing to decision has been increasing since FY14.

In FY18, the statewide avg was 8.3 months for 297 TPRs, 8.9 months in FY17 for 362 TPRs, and 8.4 mo. in FY16 for 326 TPRs.