



# Rutland Regional Medical Center

*An Affiliate of Rutland Regional Health Services*

---

## PROPOSED PROJECT SUMMARY

### RUTLAND SECURE RECOVERY RESIDENCE

---

- **Ownership:** Jointly owned and operated by Rutland Regional Medical Center and Rutland Mental Health Services.
- **Target population:** Individuals who historically have required extended lengths of stay in inpatient psychiatric settings, and those who have had their stays in these settings extended due to a lack of appropriate community resources.
- **Level of Care:** 8-bed, staff-secure, adult residential program located on the campus of RRMCC.
- **Programming Elements:** The program will provide a therapeutic community that promotes a welcoming and respectful atmosphere with intensive supervision and support for residents by on-site staff. Programming will be built on a strength-based, trauma-informed approach to recovery. We will emphasize recovery approaches that foster improvement in resident self-care skills, increased autonomy, and meaningful goal setting and achievement. Attention will be given to the recovery needs of clients with co-occurring substance abuse and dependence, and other health care needs.
- **Length of Stay:** The program duration is expected to be between 3 and 12 months.
- **Staffing:** We expect to recruit and hire 24 full-time equivalent staff within the program. Residential program leadership and milieu staffing will be provided by RMHS. Psychiatric support and nursing will be provided through RRMCC. Primary care services will be coordinated with the Community Health Centers of the Rutland Region and other primary care providers in the community.
- **Operating Costs:** Annual operating costs of the program of approximately \$2.3MM/year exclusive of amortization of capital expense. We will expect to develop a contract with the State to cover the actual costs of the program, less any third-party reimbursement and patient contributions.
- **Capital Expenses:** We estimate that a 8,000-10,000 s.f. facility inclusive of all design, site development, construction, furnishing and fit-up, will cost between \$6 MM and \$8 MM. We will seek an agreement with the State to cover the capital expenses directly, or a multi-year commitment to cover programmatic costs that including capital amortization.
- **Implementation Time-Frame:** We anticipate that the time from funding commitment by the State to opening the doors to be about 24 months. If the CON requirements are waived, the project could be completed in less than 15 months.

**For more information, please contact:**

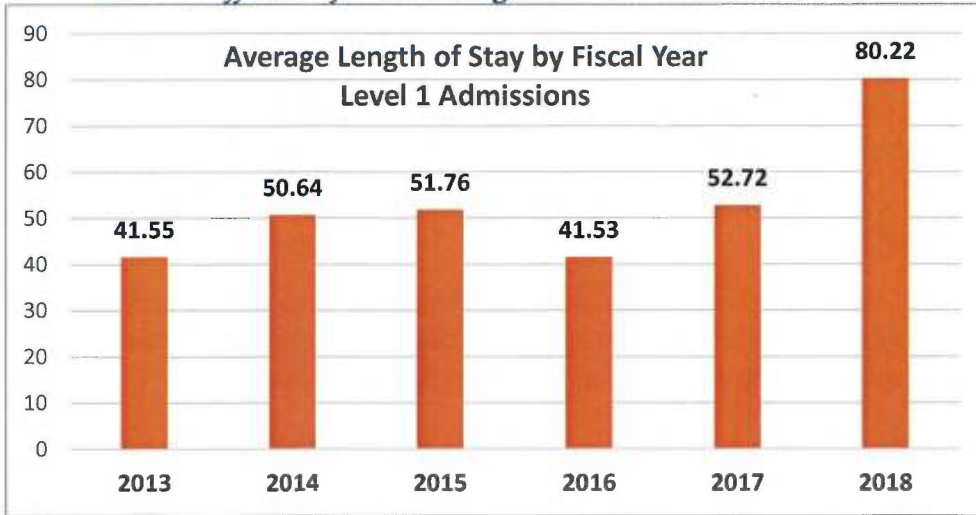
RRMC: Jeff McKee, [jmckee@rrmc.org](mailto:jmckee@rrmc.org)

RMHS: Dick Courcelle, [rcourcelle@rmhscn.org](mailto:rcourcelle@rmhscn.org) or Laura Kass, [lkass@rmhscn.org](mailto:lkass@rmhscn.org)

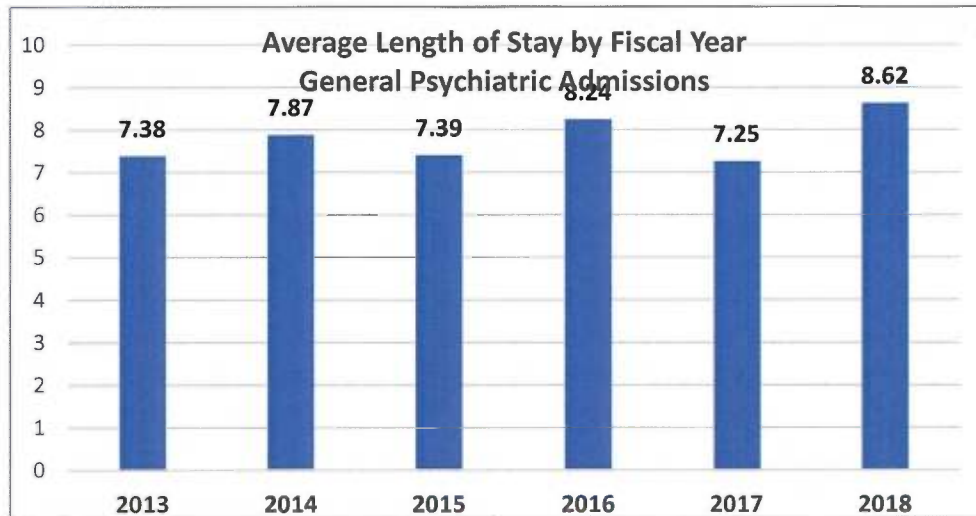


# Rutland Regional Medical Center

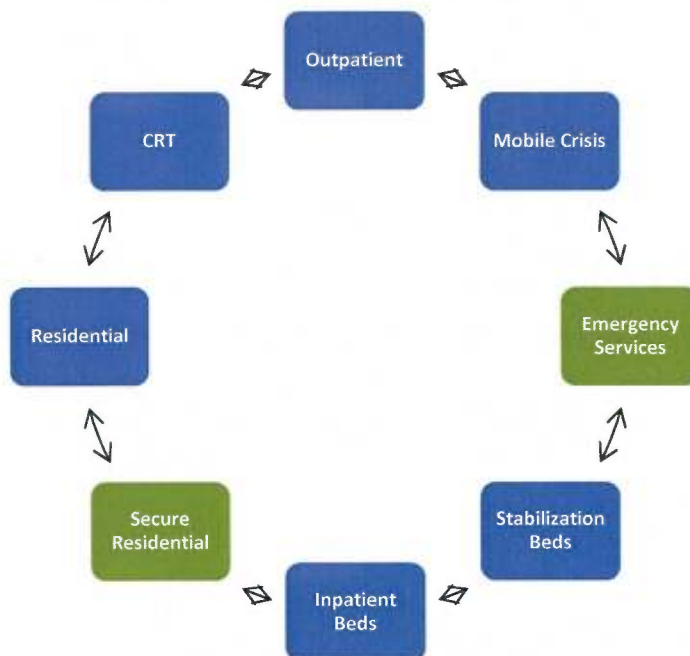
An Affiliate of Rutland Regional Health Services



Change in ALOS from 45 to 80 days means **20 fewer Level 1 Admits** few admissions per year



Change in ALOS from 7.5 to 8.6 means **100 fewer general admissions** per year



In order to achieve Bed Capacity through LOS, **ALL** parts of the system need to work together.