





# H.271

## Protect 3SquaresVT Program Integrity and Ensure Governmental Transparency



January 11, 2018

Faye Conte, Advocacy & Education Director  
[fconte@hungerfreevt.org](mailto:fconte@hungerfreevt.org) / 802-231-1071



*SUBMITTED BY ANNE HORN, ACTING EXECUTIVE DIRECTOR  
HUNGER FREE VERMONT  
3/28/2018*


# HUNGER IN VERMONT

10.43% of Vermont households  
are food insecure (1 in 10)

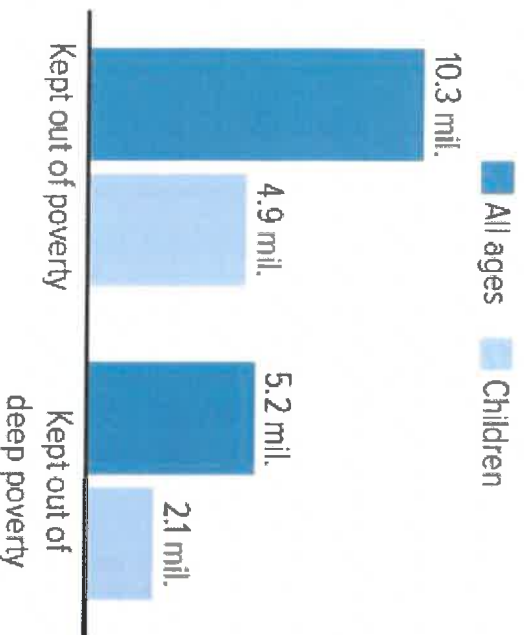
14.32% of children live in food  
insecure households (1 in 7)

6.55% of Vermont seniors are  
living with food insecurity  
(9,812)

(U.S. Census, 2016)



## SNAP Kept Millions Out of Poverty and “Deep Poverty” – Below Half the Poverty Line – in 2012



Note: Figures show the number of people lifted above the poverty line using the Supplemental Poverty Measure (SPM) with corrections for underreporting.

Source: CBPP analysis of 2012 Census Bureau data from the March Current Population Survey; SPM public use file; corrections from underreporting from HHS/Urban Institute TRIM model.

CENTER ON BUDGET AND POLICY PRIORITIES | CBPP.ORG

# 35 SQUARES VT

- Nearly 78,000 (1 in 8) Vermonters used 35squaresVT in FY17
- Most recipients are children, adults with dependents, seniors, & people with disabilities
- 9 out of 10 households receive \$50 or more each month

