



POLICY, PLANNING & INTERMODAL DEVELOPMENT DIVISION

FY2018 Budget

*Michele Boomhower, Director - Policy, Planning &
Intermodal Development*

House Transportation Committee

January 31, 2017





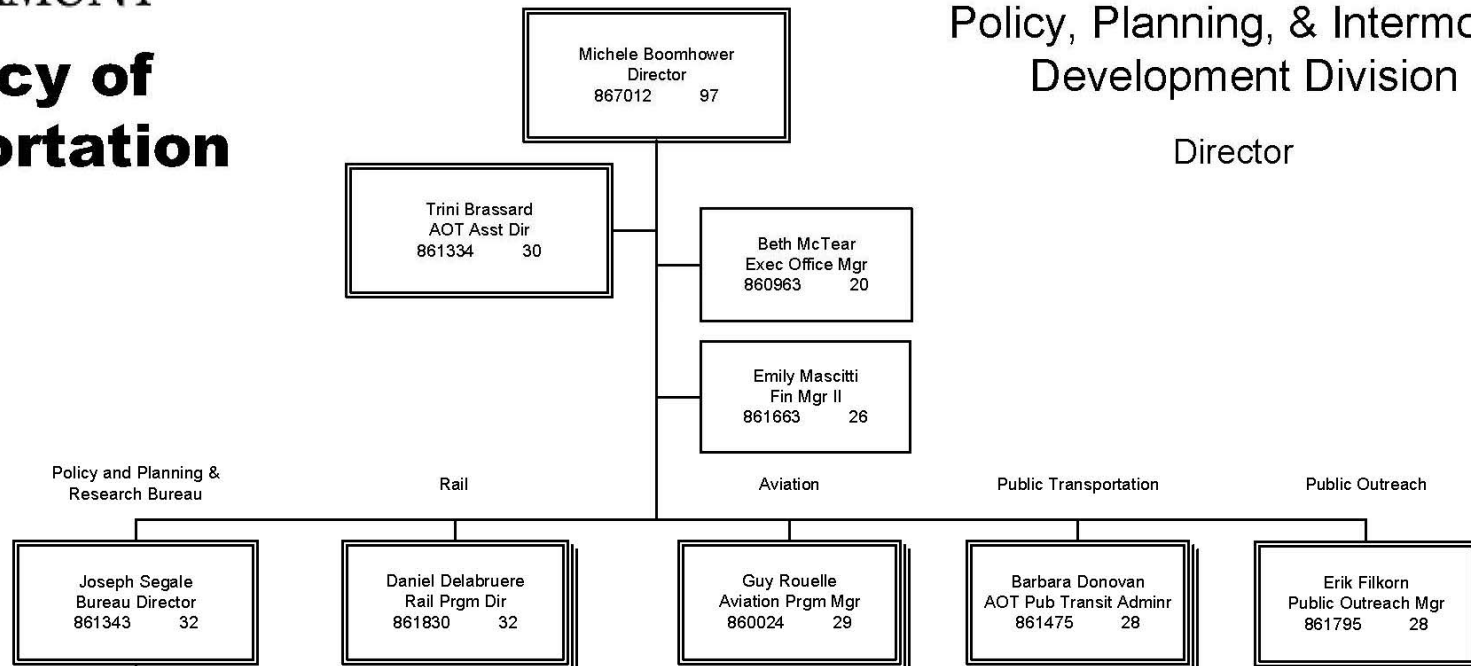
2017 PPAID Division Budget



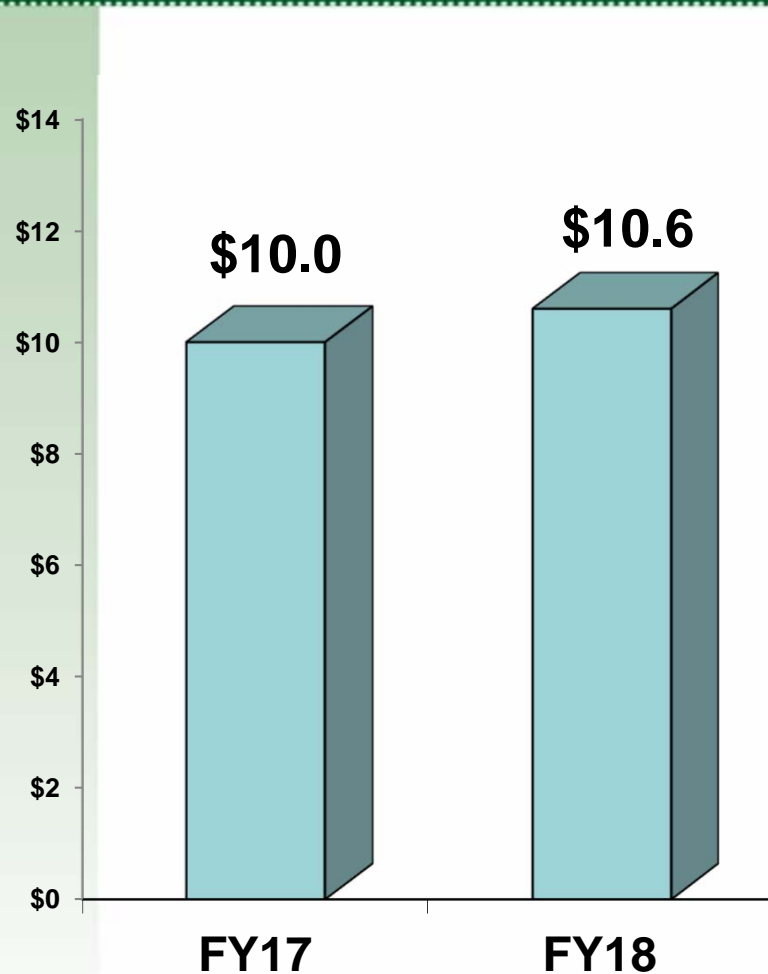
Agency of Transportation

Policy, Planning, & Intermodal Development Division

Director

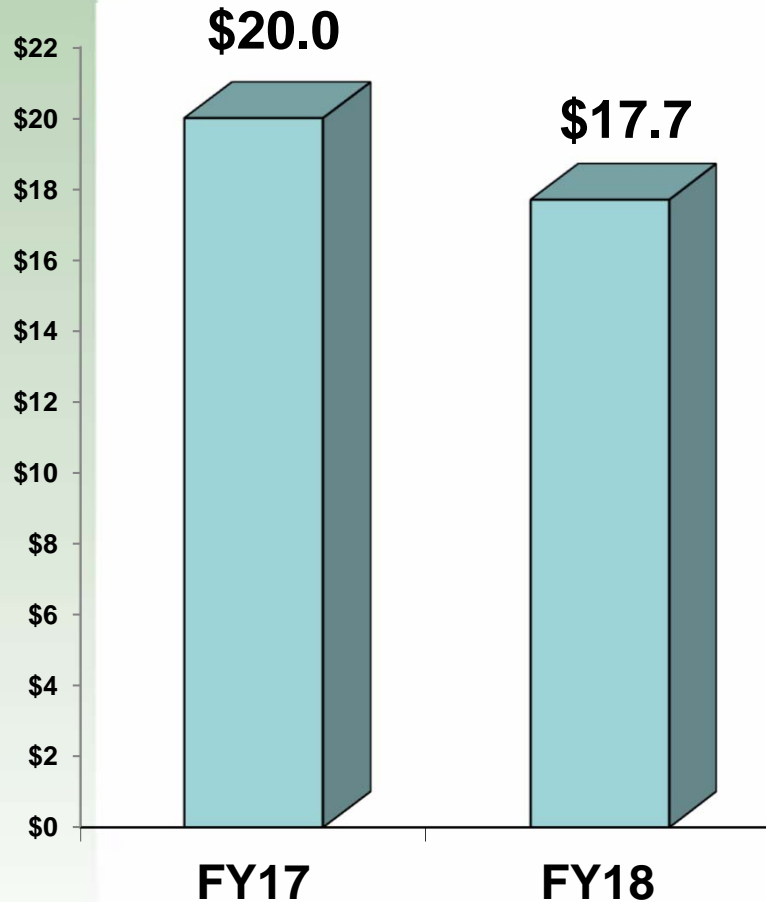


Policy & Planning



- 0.6% Increase
- Major focus areas:
 - Systems & Modal Planning
 - State and federally-required planning documents
 - Corridor planning
 - Legislative studies and reports
 - Special studies
 - Federal Bills and Rulemaking
 - FAST Act
 - System performance and safety rulemaking
 - Environmental Planning
 - Energy
 - Water Quality
 - Air Quality

Aviation



- \$2.3M decrease (12%)
- Decrease is predominantly FAA project driven – AIP Program
 - \$1.3M decrease in FAA
 - State match is 10%

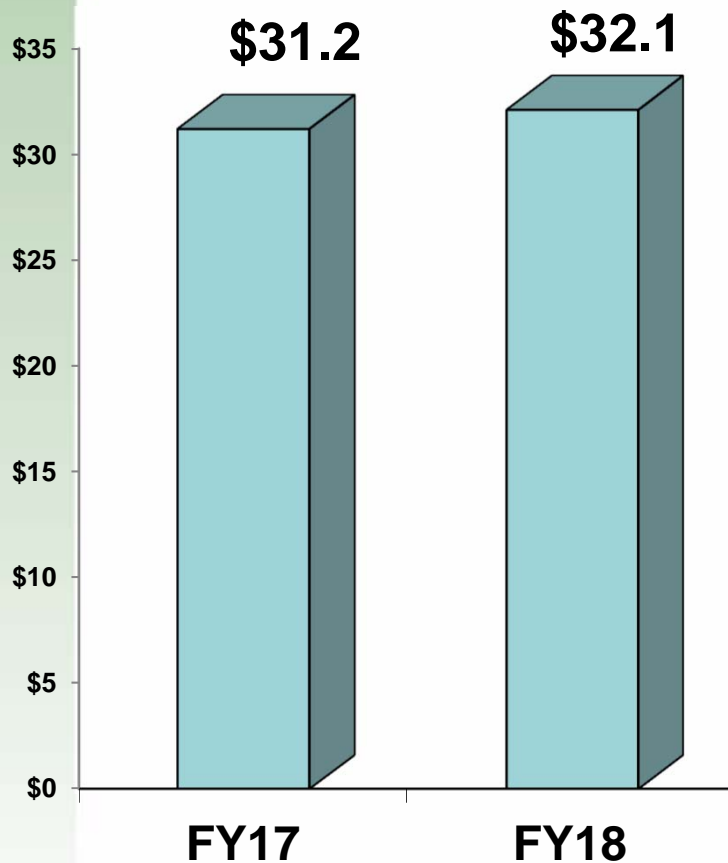
Significant Aviation Accomplishments in SFY 17

- Completion of the Newport Runway, Taxiway, Apron, Fuel Farm, Snow Removal Equipment Building and Sewer & Water Line Replacements
- Middlebury Aviation Easements and Tree Clearing

Major Aviation Focus Areas in SFY 18

- Middlebury Runway Extension & Taxiway Improvements
- Rutland Taxiway Improvements
- Bennington Runway Reconstruction & Taxiway

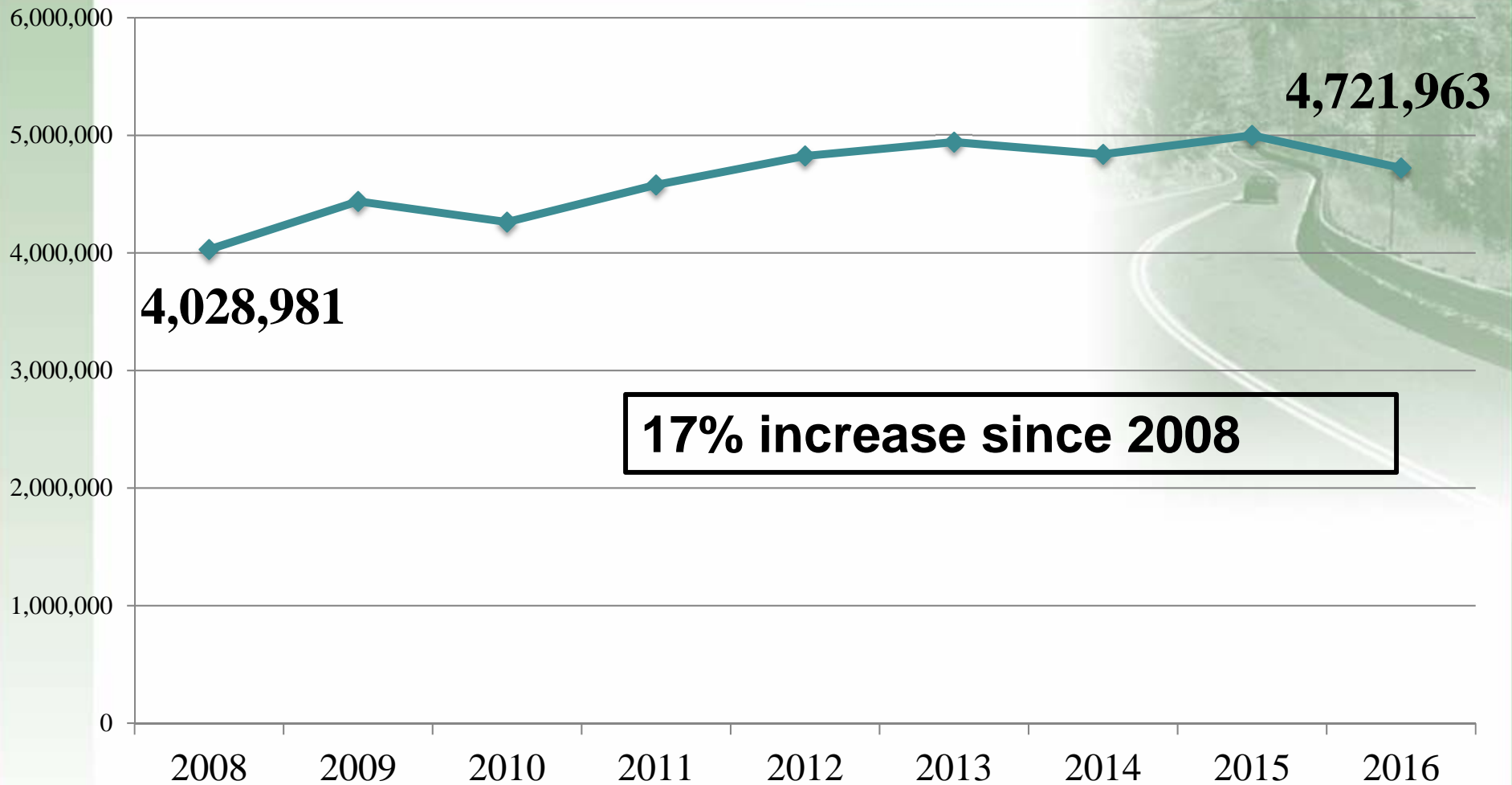
Public Transit



- \$1M increase (3%)
- Supports continued funding for bus purchases
- State-wide dispatching software
- Supports veterans' transit needs
- Automatic vehicle locating (AVL)
- Demand response ridership
- Annual ridership holding at just under 5 million - 17% increase from 2008



Public Transit Ridership 2008-2016



Public Transit

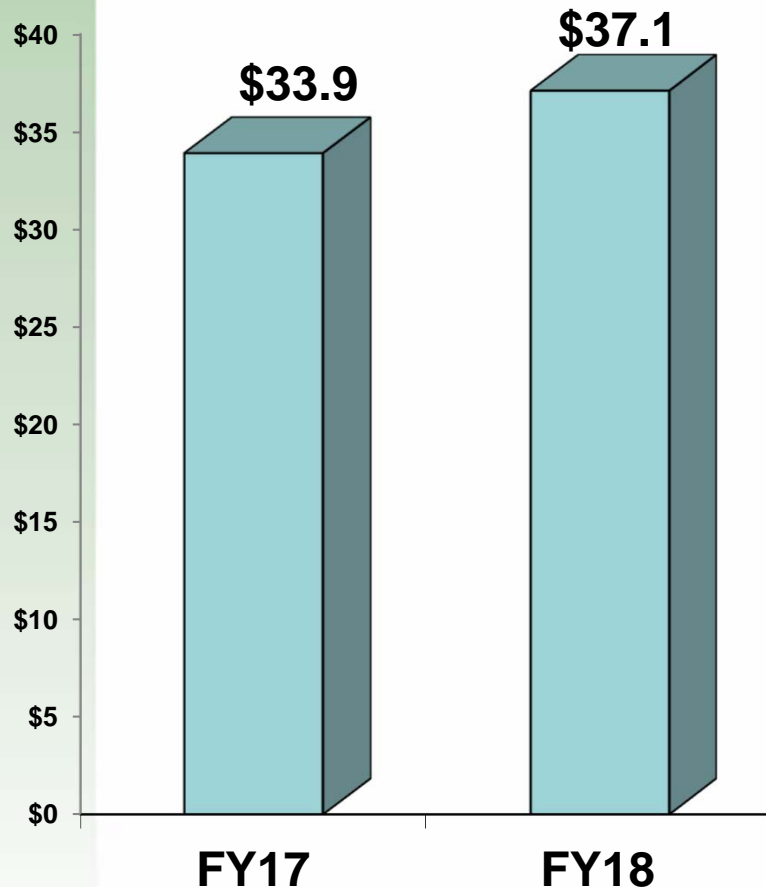
Significant Public Transit Accomplishments in SFY 17

- Continued growth in intercity routes – 2,845 more trips than SFY 16 (34% increase)
- Federal discretionary award of \$3.9 million to replace 13 Green Mountain Transit buses in Burlington
- Replaced all dispatch software for transit providers to improve efficiency

Major Public Transit Focus Areas in SFY 18

- Increase ridership that declined last year
- Provide more oversight and technical assistance to providers

Rail

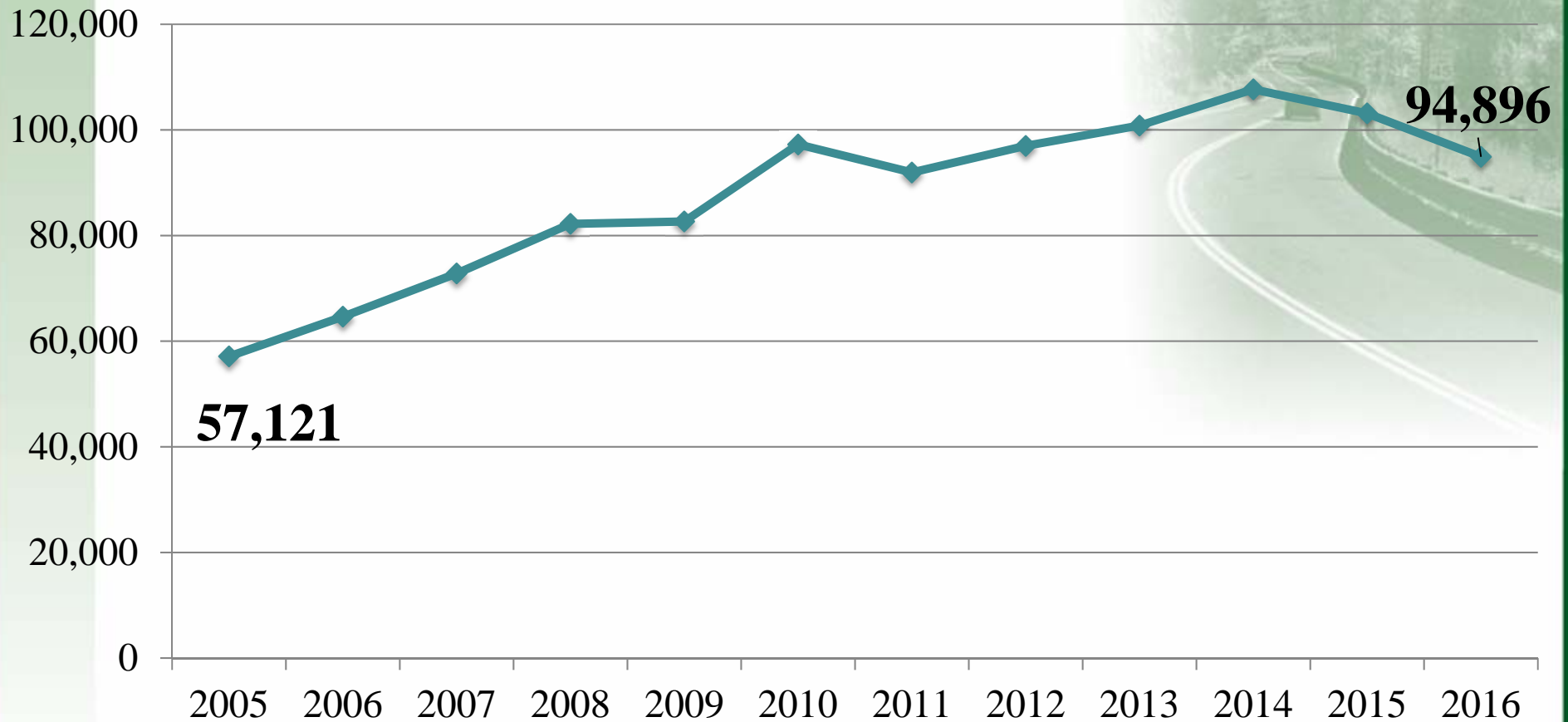


- \$3.1M increase (9.4%)
- \$13.7M in Western Corridor
 - \$7.7M track and bridge improvements
 - \$6M on 12 crossings
 - Advances TIGER VII grant work
- \$8.1M for continuation of Amtrak
- Annual rail ridership increased 15 percent since 2008
- Recently submitted application for FASTLANE discretionary grant
 - Rutland-Hoosick 23 bridges



Rail Ridership 2005-2016

Up over 37,775 (66%) in the last decade - 2005 to 2016



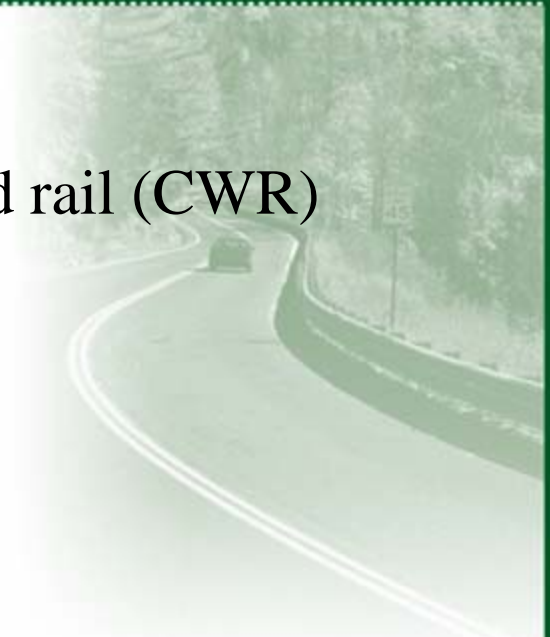
FFY16 includes Claremont, NH Station Ridership

Significant Rail Accomplishments in SFY 17

- Completed 12 miles off continuously-welded rail (CWR) along western corridor
- Inspected all 178 rail bridges

Major Rail Focus Areas in SFY 18

- Continue TIGER 7 western corridor rail rehabilitation projects – including installing the last 11 miles of CWR (readying the corridor for passenger rail)
- Conduct annual inspection of 178 bridges





2017 PPID Division Budget

Questions / Comments ?

