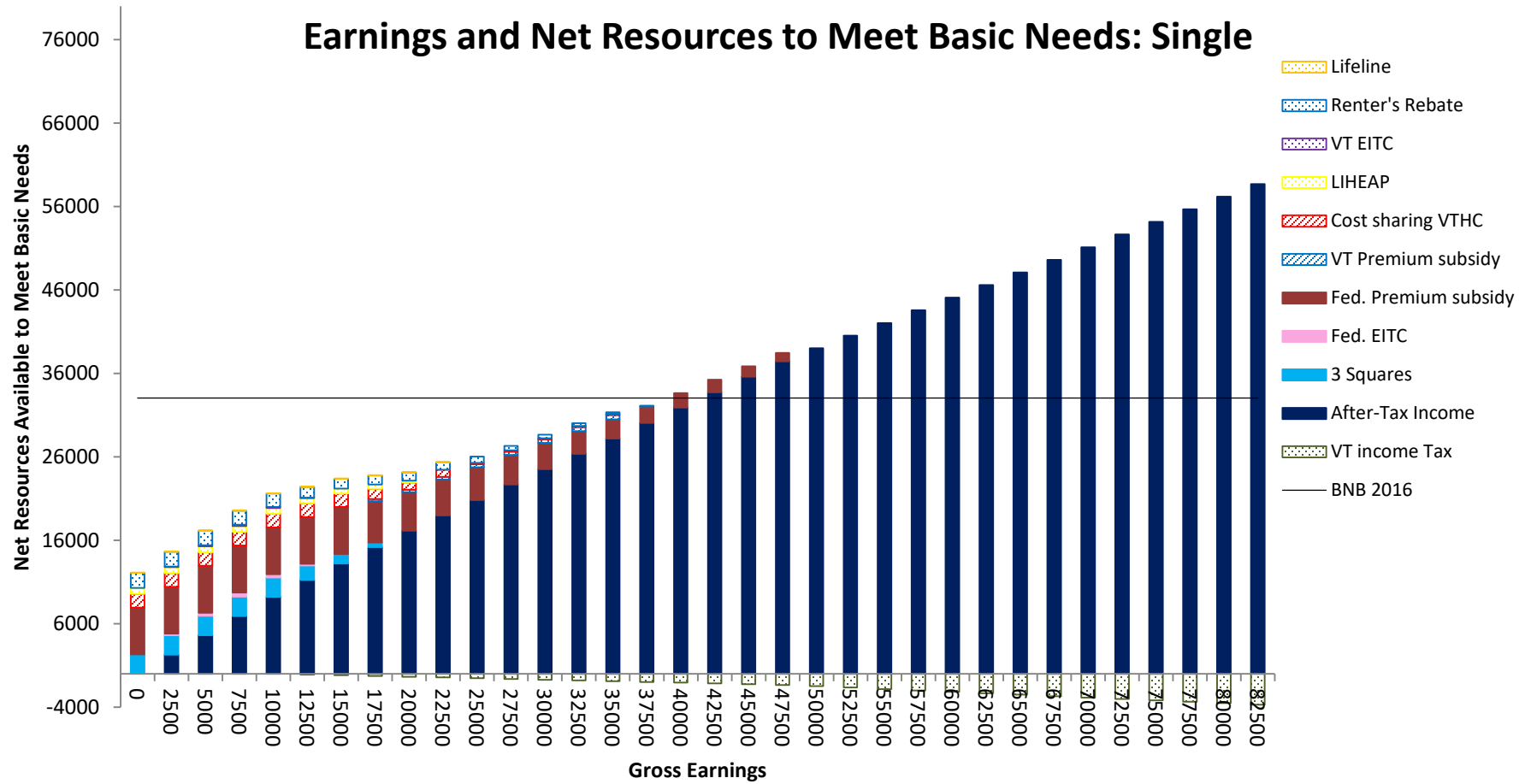
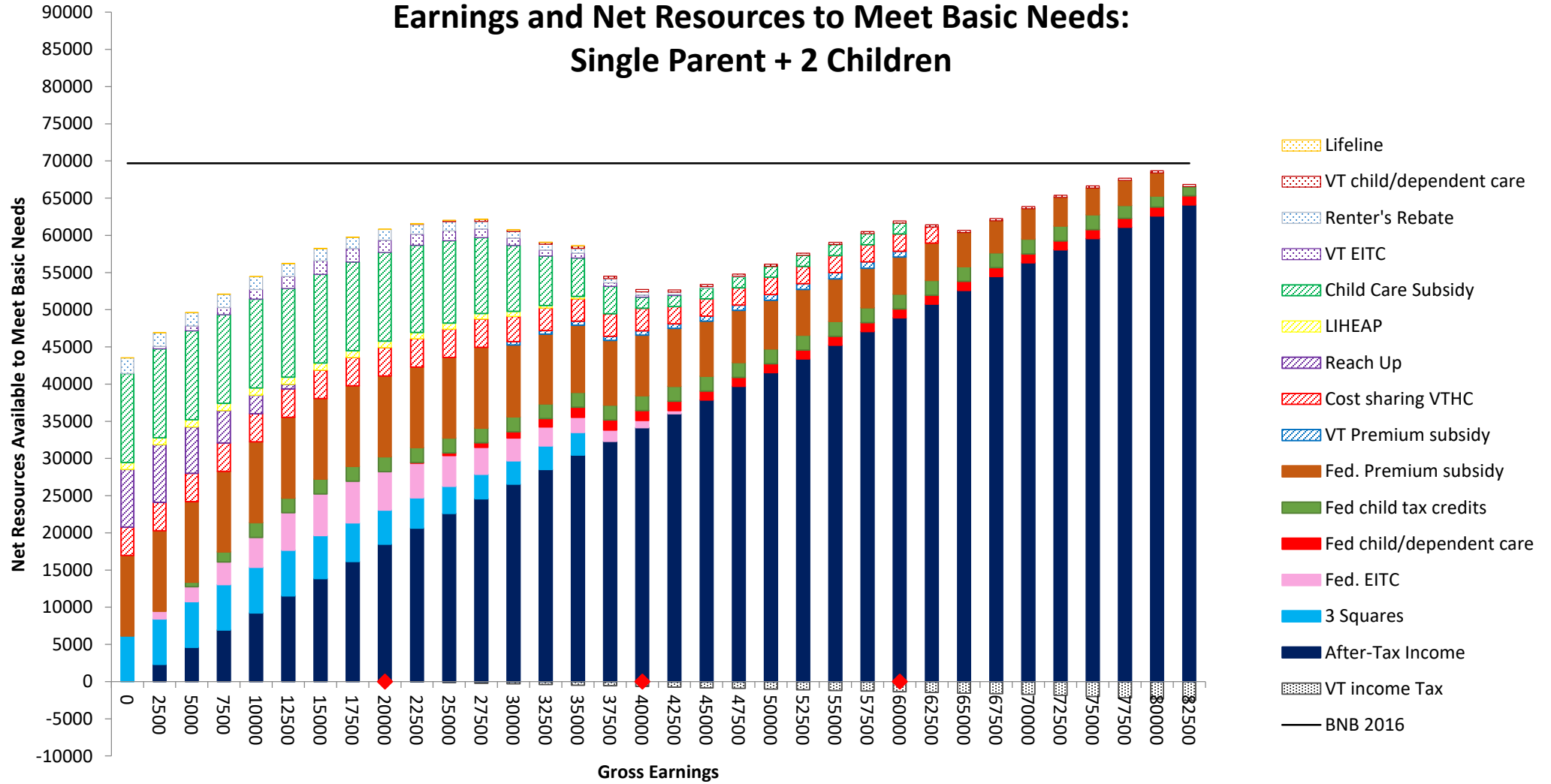


# Earnings and Net Resources to Meet Basic Needs: Single



## Earnings and Net Resources to Meet Basic Needs: Single Parent + 2 Children



- Lifeline
- VT child/dependent care
- Renter's Rebate
- VT EITC
- Child Care Subsidy
- LIHEAP
- Reach Up
- Cost sharing VTHC
- VT Premium subsidy
- Fed. Premium subsidy
- Fed child tax credits
- Fed child/dependent care
- Fed. EITC
- 3 Squares
- After-Tax Income
- VT income Tax
- BNB 2016

# Federal Poverty Level

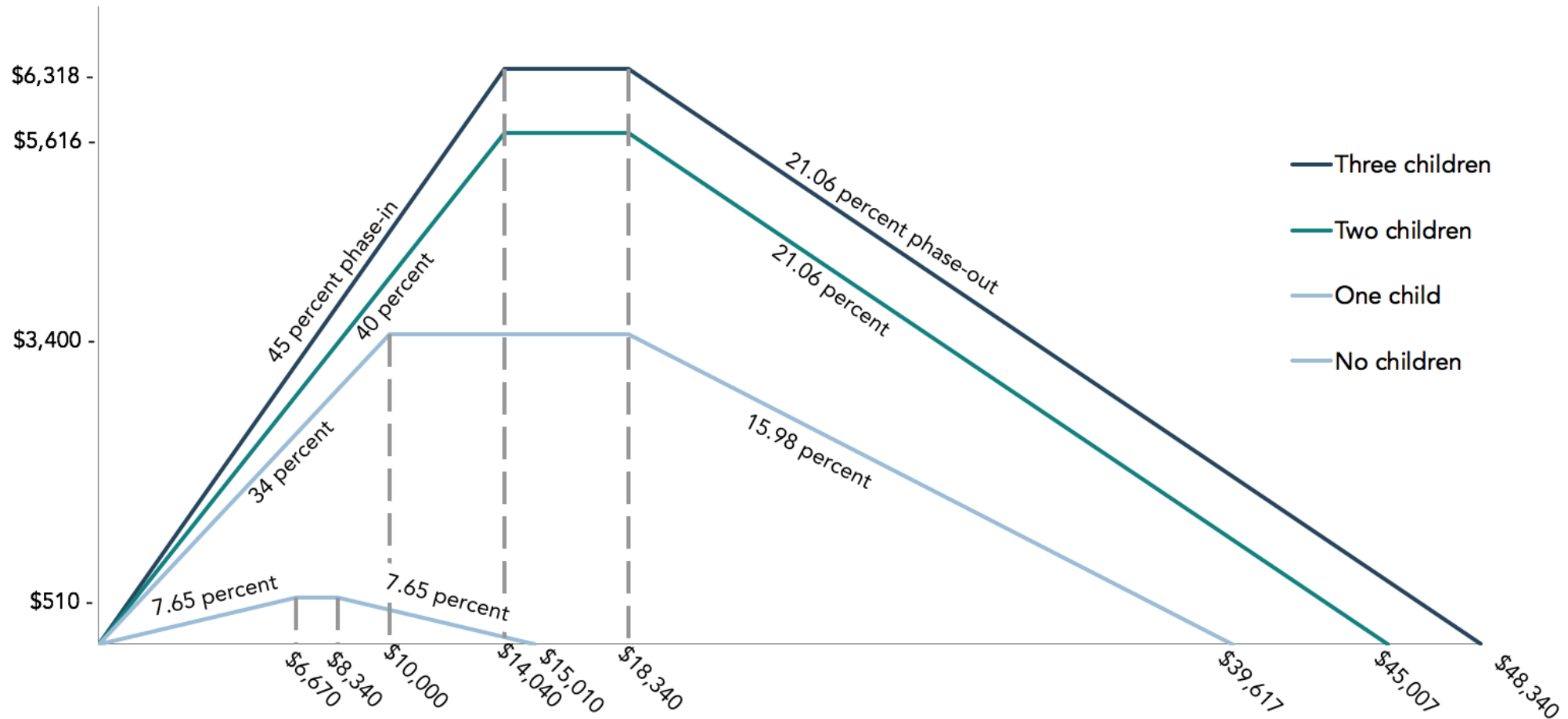
- A household's percentage of Federal Poverty Level is dependent on income and family size.

Family Size	Full Time at VT Minimum Wage of \$10.50	100% of 2018 FPL	Ratio of MW to FPL
1	\$21,840	\$12,140	1.80
2	\$21,840	\$16,460	1.33
3	\$21,840	\$20,780	1.05

**FIGURE 1**  
**Earned Income Tax Credit**  
**2017**



Credit amount

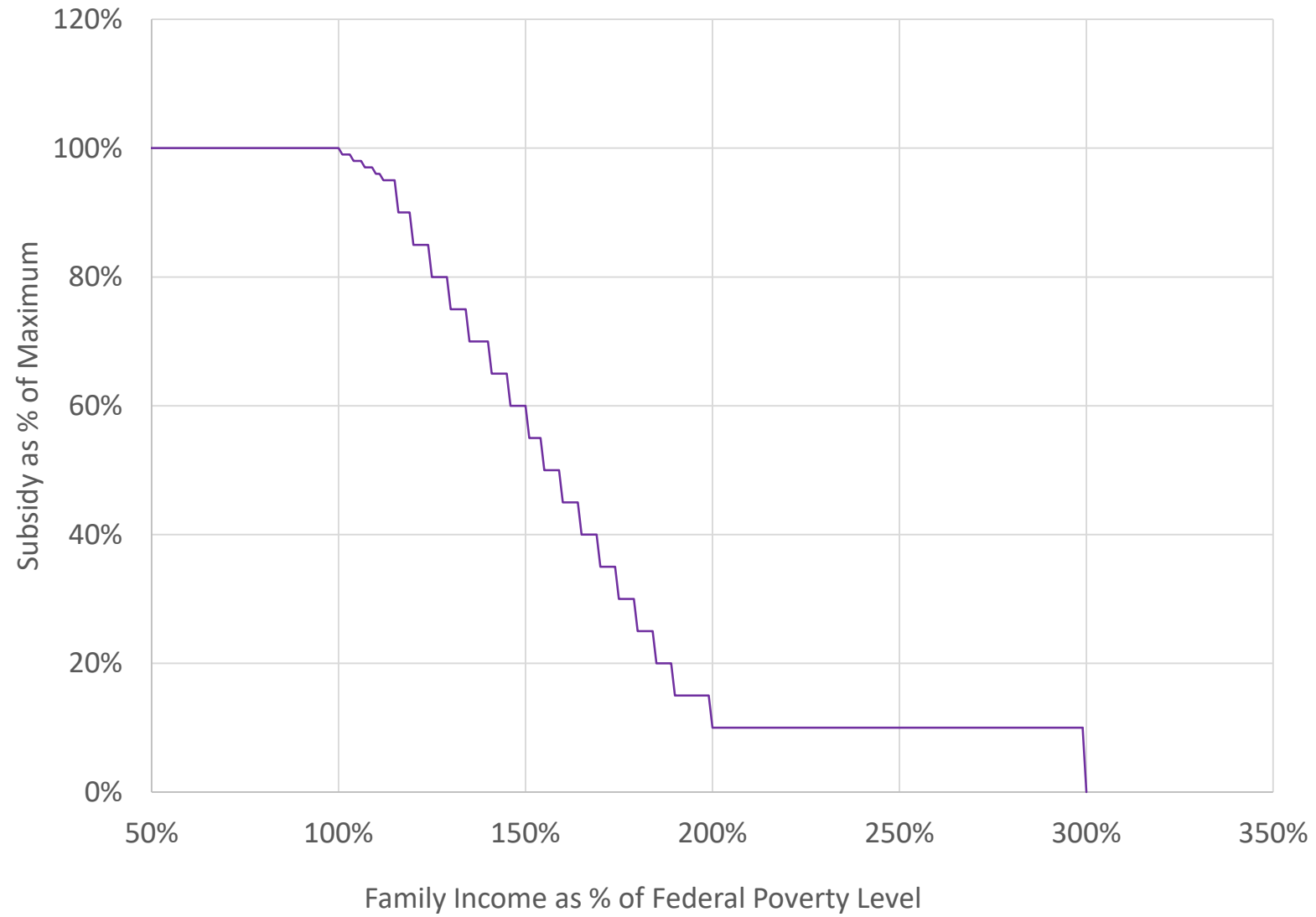


**Source:** Tax Policy Center, IRS Rev. Proc. 2016-55.

**Note:** Assumes all income comes from earnings. Amounts are for taxpayers filing a single or head-of-household tax return. For married couples filing a joint tax return, the credit begins to phase out at income \$5,590 higher than shown.

Child Care in Licensed Centers							
Age Category	Schedule	Base Rate	1★	2★★	3★★★	4★★★★	5★★★★★
Infant	Full time	\$150.36	\$157.88	\$165.40	\$180.43	\$195.47	\$210.51
	Part time	\$82.70	\$86.84	\$90.97	\$99.24	\$107.51	\$115.78
	Extended care	\$204.49	\$214.72	\$224.94	\$245.39	\$265.84	\$286.29
Toddler	Full time	\$137.43	\$144.30	\$151.18	\$164.92	\$178.66	\$192.41
	Part time	\$75.59	\$79.37	\$83.15	\$90.71	\$98.26	\$105.82
	Extended care	\$186.91	\$196.25	\$205.60	\$224.29	\$242.98	\$261.67
Preschool	Full time	\$133.49	\$140.16	\$146.84	\$160.19	\$173.53	\$186.88
	Part time	\$73.42	\$77.09	\$80.76	\$88.10	\$95.44	\$102.79
	Extended care	\$181.54	\$190.62	\$199.70	\$217.85	\$236.01	\$254.16
School age	Full time	\$129.48	\$135.96	\$142.43	\$155.38	\$168.33	\$181.27
	Part time	\$71.21	\$74.78	\$78.34	\$85.46	\$92.58	\$99.70
	Extended care	\$176.09	\$184.90	\$193.70	\$211.31	\$228.92	\$246.53

CCFAP Sliding Scale



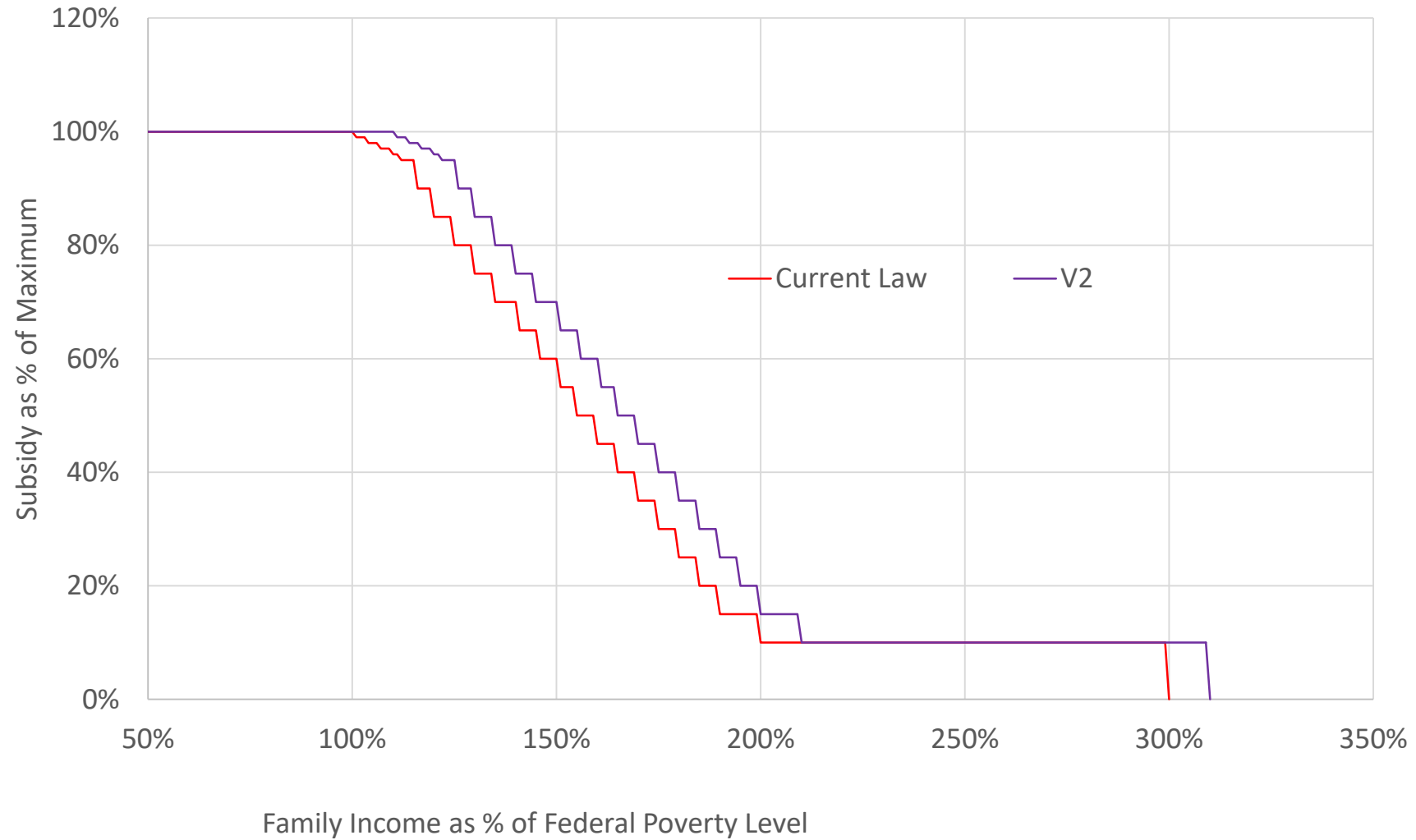
## CCFAP Hypothetical Example: Working Single Parent with one child

	Current Law	
	Starting Income	Income Increased by 2.75%
Income	23,000	23,633
% of max state payment	95%	90%
Max state payment	180	180
Payment/week (2 X 3)	171	162
Payment/year	8,913	8,444
Change in Income		633
Change in CCFAP assistance		(469)

Single Parent Working Full Time, One Infant			
	Current Law		
	Starting Income	New Income	Change
	23,000	23,633	633
3 Squares	1,223	1,212	(11)
Child Care Subsidy	8,913	8,444	(469)
Fuel Assistance	737	705	(32)
Federal EITC	2,596	2,500	(96)
State EITC	831	800	(31)
Renter Rebate	1,311	1,284	(27)
Health Insurance*			(99)
change in income			633
gain (loss) in benefits			(765)



# CCFAP Sliding Scale



Single Parent Working Full Time, One Infant					
	<u>Current Law</u>			<u>With CCFAP Change</u>	
	Starting Income	New Income	Change	New Income	Change
	23,000	23,633	633	23,633	633
3 Squares	1,223	1,212	(11)	1,072	(151)
Child Care Subsidy	8,913	8,444	(469)	8,913	-
Fuel Assistance	737	705	(32)	705	(32)
Federal EITC	2,596	2,500	(96)	2,500	(96)
State EITC	831	800	(31)	800	(31)
Renter Rebate	1,311	1,284	(27)	1,284	(27)
Health Insurance*			(99)		(99)
change in income			633		633
gain (loss) in benefits			(765)		(436)

## CCFAP Cost Changes

		1	2
	Min Wage (\$2018)	State Gov. Gain Assuming no CCFAP savings (\$Mil)	Best estimate of change in pay rate and new people (\$Mil)
2019	10.79	0.3	1.0
2020	11.11	3.0	2.0
2021	11.53	6.4	3.4
2022	11.95	8.6	4.9
2023	12.44	13.2	6.6
2024	12.95	17.5	8.5

# Language Addressing Benefits Cliff in S.40

## Sec. 2. CHILD CARE FINANCIAL ASSISTANCE PROGRAM; STATE PLAN

To the extent funds are appropriated, the Commissioner for Children and Families shall amend the Department for Children and Families' federal Child Care and Development Fund State Plan to:

- (1) adjust the sliding scale of the Child Care Financial Assistance Program benefit to correspond with each minimum wage increase required pursuant to this act to ensure that the benefit percentage at each new minimum wage level remains the same as the percentage applied under the former minimum wage; and
- (2) adjust the market rate used to inform the fee scale in a manner that offsets the estimated increased cost of child care in Vermont resulting from the increase in the minimum wage required pursuant to this act.