

Marijuana Use

Vermont Youth Risk Behavior Survey 2015

Background

In 2015, the Vermont Youth Risk Behavior Survey (YRBS) asked students, in grades 6-8 and 9-12, about marijuana use. This includes: the age they first used marijuana and the frequency of their past 30-day marijuana use. For more information and resources to prevent marijuana use, recovery, or on the health effects of marijuana, visit <http://healthvermont.gov/adap/drugs/marijuana.aspx>

Marijuana Use

Overall, 37% of high school students reported ever using marijuana and 6% used it before age 13. Among middle school students, 7% reported ever using marijuana.

Lifetime marijuana use among high school students decreased significantly in 2015 (37%) from 42% in 2005 and 39% in 2013. Use among middle school students has not changed since 2011 when the YRBS was first administered among middle school students.

Just over one in five high school students (22%) and 4% of middle school students used marijuana during the past 30 days.

Among current high school students who used marijuana during the past 30 days, more than four out of ten students used it ten or more times, about a third used it one or two times (31%). One percent of middle school students used marijuana more than ten times during the past 30 days. For more information on frequency of marijuana use among high school students see the associated data brief on [marijuana use among high school students](#).

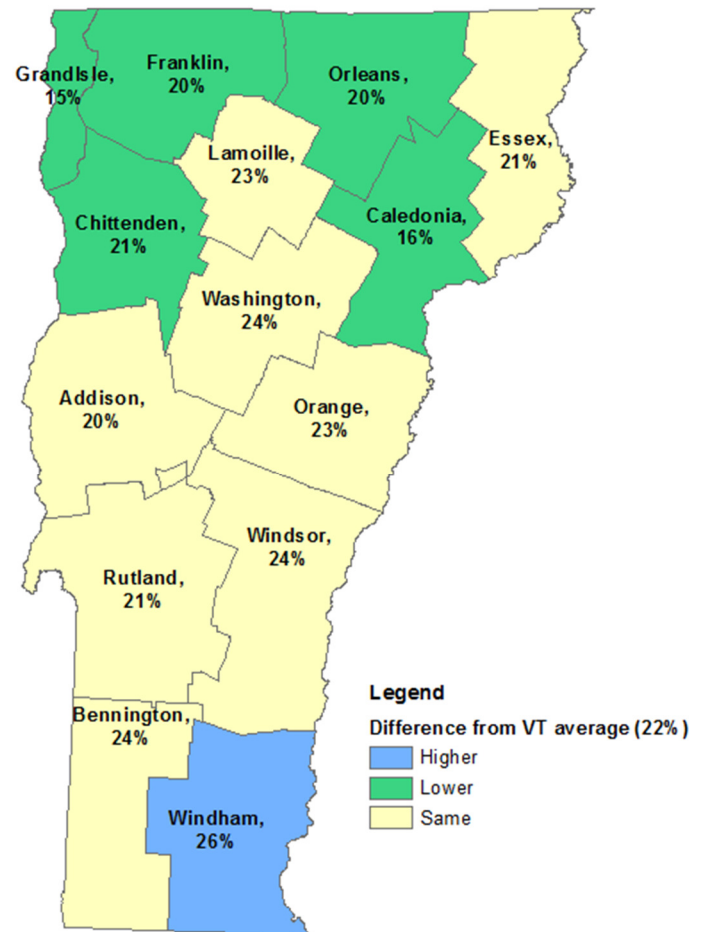
Marijuana Use by County

Past 30-day marijuana use varies by county and supervisory union. Windham county high school students reported higher use of marijuana than students in the rest of the state. Students in Caledonia, Chittenden, Franklin, Grand Isle, and Orleans counties reported lower use of marijuana, compared with Vermont overall. Similarly, Chittenden county middle school students reported lower marijuana use (3% vs 4%) compared with Vermont, while Bennington reported higher use (6% vs 4%). For more information on regional variations of marijuana use and other behaviors, please see the [maps and trends section of the YRBS](#) Department of Health website or the county and supervisory union/district 2015 [local YRBS reports](#).

Marijuana Use by Sex

Among high school students, males are more likely to report any marijuana use compared to females for both ever (38% vs 36%) and past 30-day use (24% vs 21%). There are no differences among middle school male and female student's marijuana use. Male students are more likely than female students to report early marijuana use, prior to age 13 and age 11, than female students in both high school and middle school.

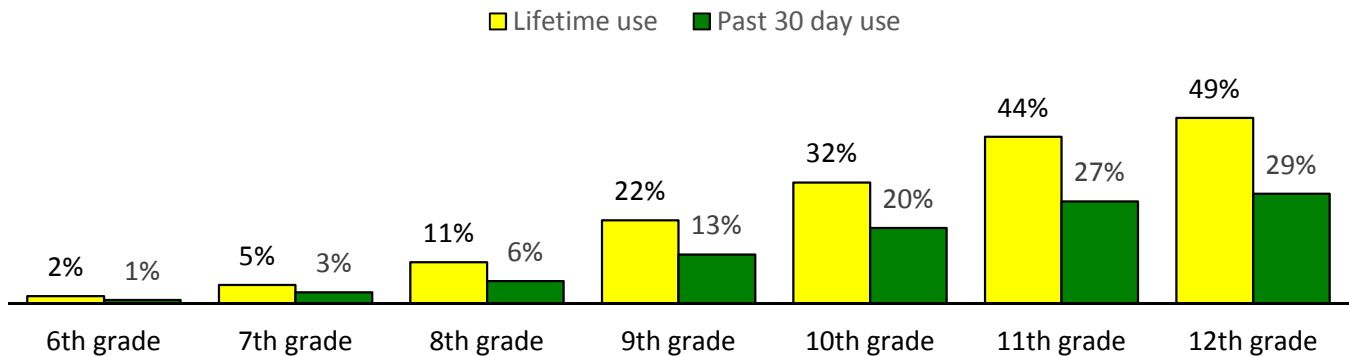
High School Marijuana Use
in the past 30 days, by County



Marijuana Use by Grade

Lifetime and current marijuana use increases significantly with each increasing grade from 6th through 8th and from 9th through 12th grade. Almost half (49%) of all seniors reported ever using marijuana, and 29% of all seniors reported using marijuana in the past 30 days.

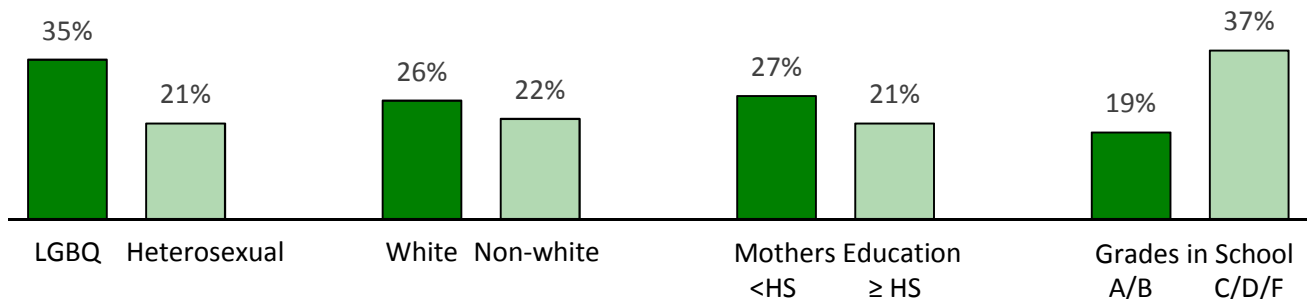
Lifetime and current marijuana use, by grade



Marijuana Use by Other Demographics and Other Factors, among High School Students

Past 30-day marijuana use significantly differs among students by sexual orientation (LGBQ vs heterosexual students), race/ethnicity and socioeconomic status (SES). More than a third (35%) of LGBQ students reported using marijuana in the past 30 days compared to one in five heterosexual students. White, non-Hispanic students are more likely than non-white students to use marijuana. Students whose mothers do not have a high school degree are more likely than those whose mother has more education to use marijuana. Likewise, students with typical grades of C or lower are also more likely to use marijuana, compared to students who typically earn A's and B's.

High school marijuana use in the past 30 days, by various demographics



Additionally, recent marijuana use is significantly higher among students with fewer than 10 hours per week of extracurricular activities than those with more weekly activities (23% vs. 19%). Recent marijuana use is also higher among students who do not think they matter in their community, compared with those who believe they do matter (32% vs. 25%), and among students who do not think they probably or definitely will complete a post high school program versus those that think they will (36% vs. 27%).

For more information, please contact:

Kristen Murray, PhD, Kristen.murray@vermont.gov Vermont Department of Health

For past data briefs, statewide and local reports, please see the YRBS website at: <http://healthvermont.gov/research/yrbs.aspx>