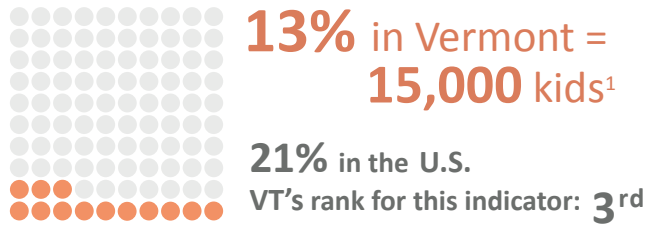


# Children in poverty



## What the data show

Children in poverty is the percentage of children under 18 who live in families with incomes below 100 percent of the U.S. poverty threshold, as issued each year by the U.S. Census Bureau. In 2015 a family of two adults and two children fell into the “poverty” category if their annual income was below \$24,036.<sup>3</sup>

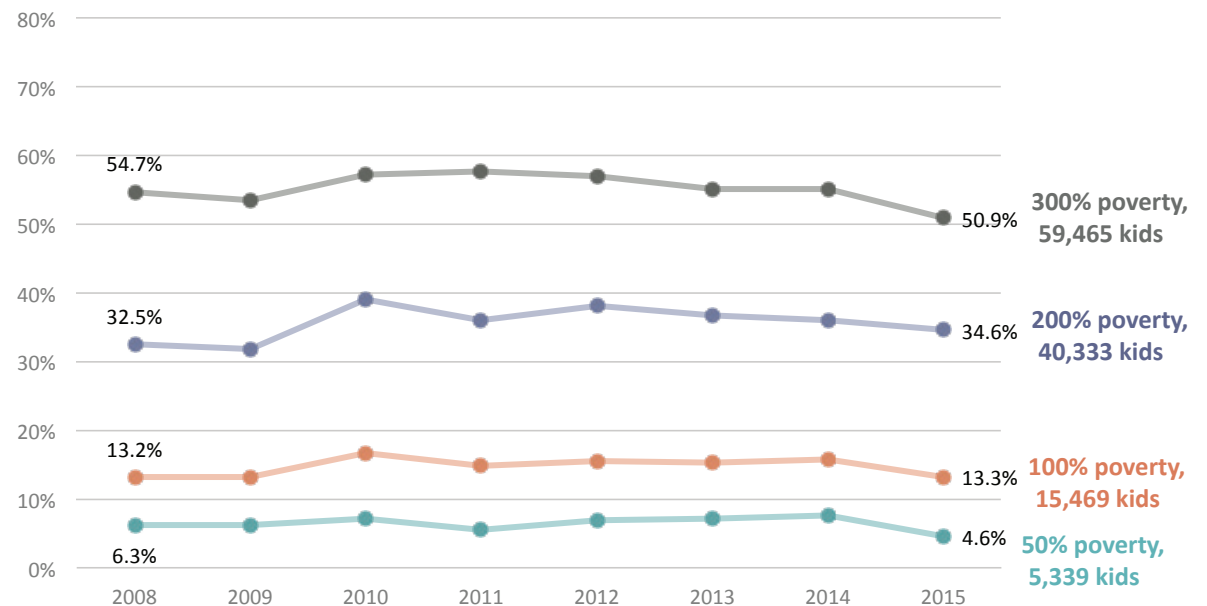
The official poverty rate is a long-standing and commonly used indicator of how many do not have the income they need. This measure has shortfalls—in reality, unmet need extends to those with incomes far above the official poverty line as well, and this is certainly the case in Vermont. The 2015 Basic Needs Budget for a two adult, two child household in rural Vermont places the annual income necessary to meet basic needs at almost \$82,000.<sup>4</sup>

The poverty line can be used to begin to examine the problem. We can be sure that those below the official poverty line are facing significant hardship. But we also know that families at various income levels above this line often struggle to make ends meet.

## What would it take...

...to get to #1 for this indicator? We would need to reduce this rate to 11%. This means lifting about 2,600 kids above the poverty line.<sup>2</sup> As a measure of income from employment, effecting change to this indicator is hard—it tends to track with the overall state of the national economy. But, Vermont has one of the lowest poverty rates in the country. We can work to mitigate the effects of poverty and help change this number by maintaining a strong social safety net and progressive tax policies, while supporting secure employment with adequate wages, two-generation approaches that address the needs of whole families together, and continuing to invest in the education of children and youth of all ages.

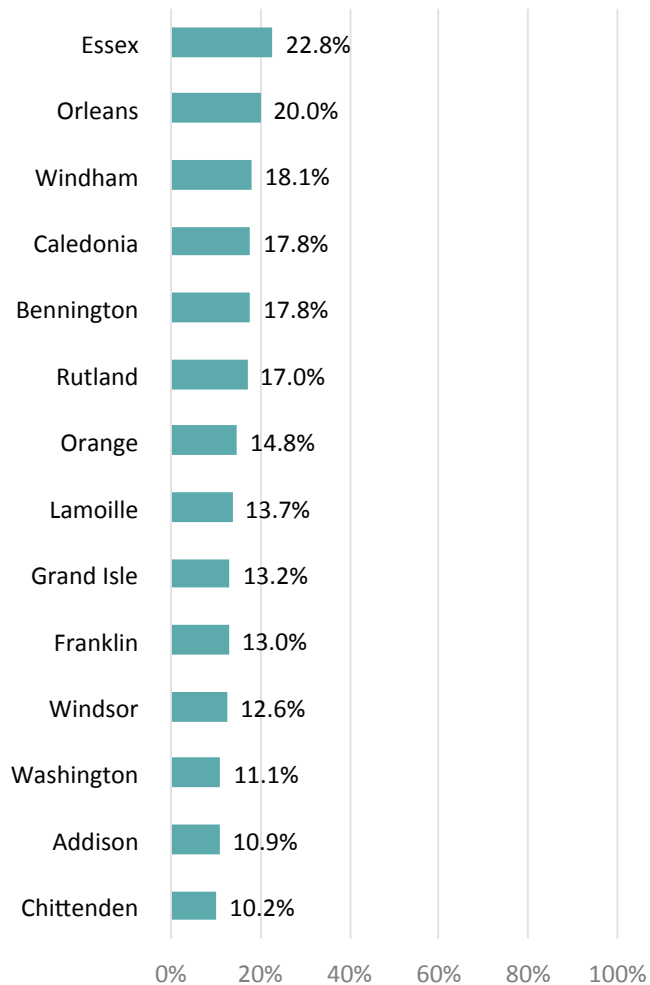
**Percent of kids with household incomes at various ratios to the poverty line, over time, in Vermont<sup>5</sup>**



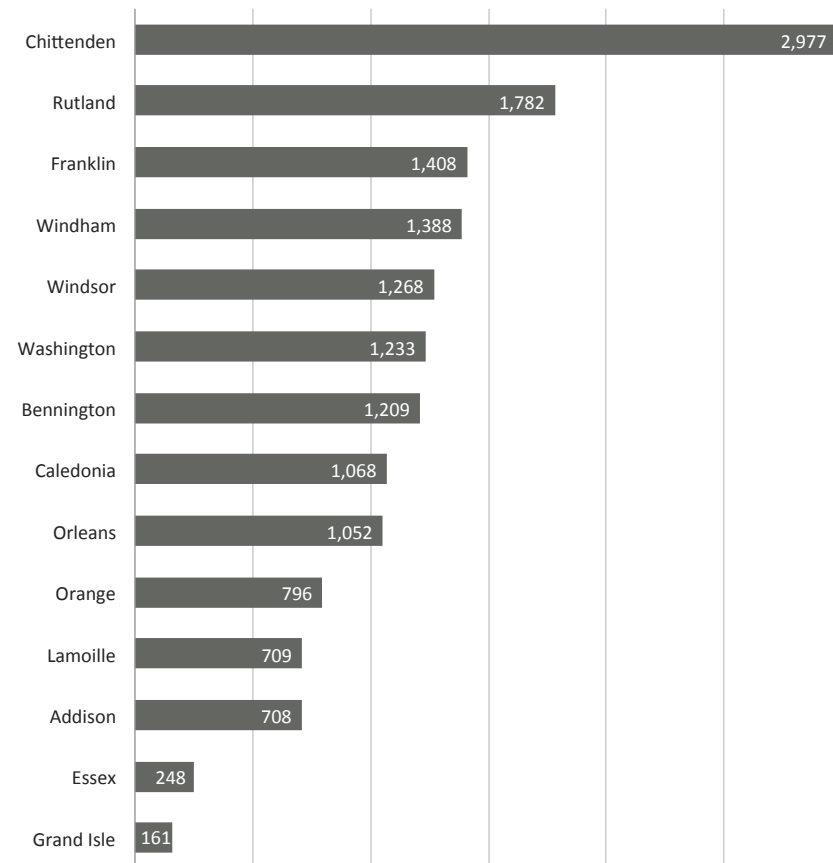
## Notes & Resources

1. Rates and rank are based on U.S. Census, 2015 ACS 1-year estimates, rounded to nearest 1,000, as reported by the Annie E. Casey Foundation, KIDS COUNT Data Center, <http://datacenter.kidscount.org>.
2. Analysis by Voices for Vermont's Children of 2015 U.S. Census, American Community Survey 1-year estimates, derived from American FactFinder table B17001: Poverty status in the past 12 months by sex by age.
3. Poverty Thresholds for 2015 by Size of Family and Number of Related Children, U.S. Census Bureau, <http://www.census.gov/data/tables/time-series/demo/income-poverty/historical-poverty-thresholds.html>.
4. 2015 Basic Needs Budgets and Livable Wage Report, Vermont Legislative Joint Fiscal Office, submitted to the Vermont Legislature January 2015, <http://legislature.vermont.gov/assets/Legislative-Reports/2015-Basic-Needs-Budget-report-01-15-2015.pdf>
5. U.S. Census, American Community Survey 1-year estimates, 2008-2015 data, derived from American FactFinder table C17024: Age by ratio of income to poverty level in the past 12 months.

Percent of children in poverty in Vermont, by county<sup>6</sup>



Number of children in poverty in Vermont, by county<sup>6</sup>



### What the data hide

Disaggregated, these data also reveal that **Poverty in young children is the highest.** Between 2011-2015, **18.2% of Vermont children under 5** were below poverty, compared to **15.1% of kids overall.**<sup>7</sup> Large Racial/Ethnic disparities are also a consistent trend throughout the United States. **Nationally, poverty rates for Black, Hispanic/Latino and American Indian children are three times as high as for white kids.** This holds true in every state with large enough populations to measure this disparity with relative accuracy—in many cases the gap is even larger.<sup>8</sup>

### Notes & Resources

6. U.S. Census, Small Area Income and Poverty Estimates (SAIPE) Program, 2015 data, release date December 2016.  
 7. U.S. Census, 2011-2015 American Community Survey 5-year estimates, derived from American FactFinder table B17001: Poverty status in the past 12 months by sex by age.  
 8. U.S. Census, 2015 American Community Survey 1-year estimates, as reported by the Annie E. Casey Foundation, KIDS COUNT Data Center, <http://datacenter.kidscount.org>.