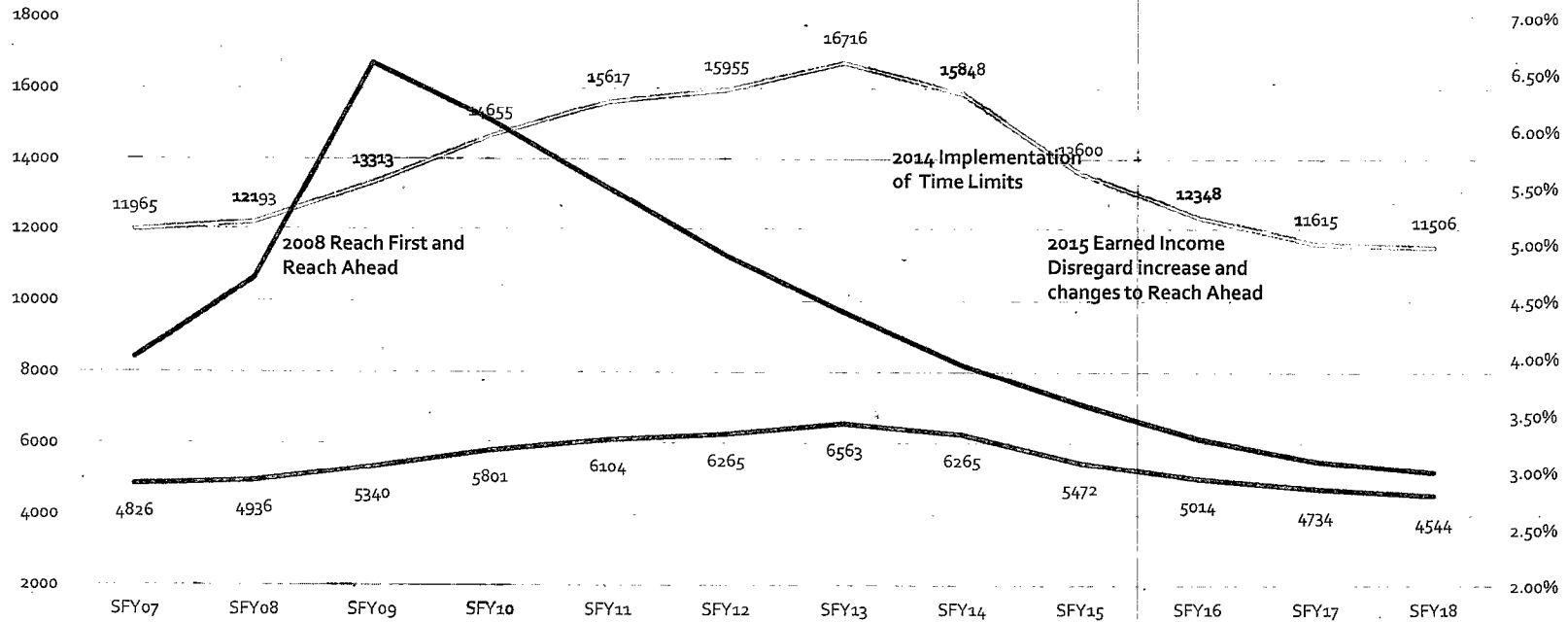



Reach Up



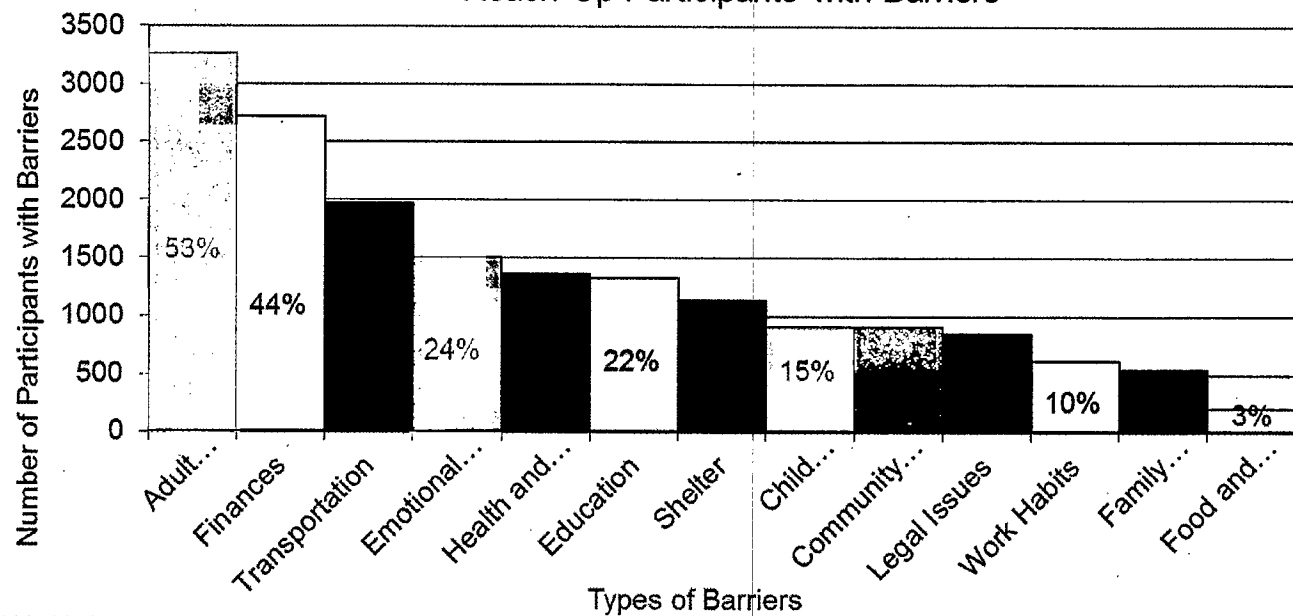
Caseload Snapshot:

- 32% - Child Only households
- 25% - Working and/or participating in activities
- 13% - Caring for child or needed in home
- 12% - Reach Ahead
- 9% - Medically Deferred
- 3% - Deferred for various reasons
- 4% - Sanctioned

Households
 Recipients
 Unemployment Rate



Reach Up Participants with Barriers



- **Adult Employment** – Poor or no work history, no employment opportunities, other employment factors
- **Finances** – Severe debt problems, poor or no budgeting skills, bankruptcy, other
- **Transportation** – No driver’s license or permit, no transportation, unreliable transportation, suspended license, owes fines, needs CRASH, needs car repairs, other
- **Emotional Health** – Alcohol abuse, drug abuse, mental health issues, other
- **Health and Safety** – Physical health issues, lack of medical providers, needs dental work, other
- **Education** – No diploma or GED, doesn’t speak English, difficulty learning, lacks essential skills, learning disability, other
- **Shelter** – Homeless/living in shelter, dangerous/inadequate housing, lack of affordable housing, owes back rent, other
- **Child Development** – Children who have serious developmental delays, serious behavioral problems, no child care available, disabled child, child has IEP, other
- **Legal** – Legal or court proceedings, legal court proceedings: divorce, history of criminal activity, other
- **Work Habits** – Lacks hard skills, lacks soft skills, other
- **Community Relations** – Poor relationships with neighbors, isolated from community/services, other
- **Family Interactions** – Efforts being sabotaged, multiple agency involvement, family make-up frequently changing, frequent family conflicts, domestic violence, needed in home, other
- **Food and Clothing** – Inadequate clothing, inadequate nutrition, other