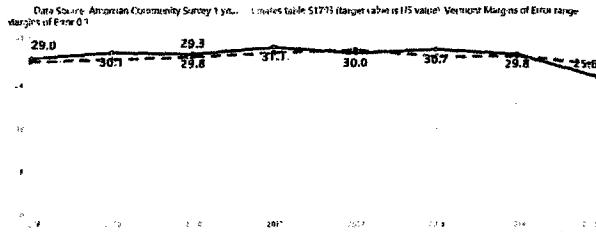


# 2017 Act 186 Outcome 8: Vermonters with disabilities live with dignity and in settings they prefer

## Vermonters with disabilities live with dignity and in settings they prefer

Estimated percentage of Vermonters age 21-64 with a disability living at less than 125% of federal poverty level



Time Period	Actual Value	Target Value	Current Trend	Baseline % Change
2015	25.6	28.0	↘ 2	-9% ↓
2014	29.8	29.4	↘ 1	6% ↑
2013	30.7	29.4	↗ 1	9% ↑
2012	30.0	30.6	↘ 1	6% ↑
2011	31.1	30.1	↗ 1	10% ↑
2010	29.8	29.3	↘ 1	6% ↑
2009	30.1	28.9	↗ 2	7% ↑
2008	29.0	28.4	↗ 1	3% ↑
2007	28.2	28.4	→ 0	0% →

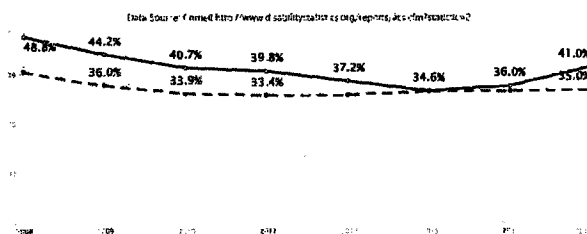
### Notes on Methodology

Table S1703: Selected Characteristics of People at Specified Levels of Poverty in the Past 12 Months; US Census Bureau American Community Survey 1-Year Estimates

1-Year estimates are less precise but more current than 5-year estimates (3-year estimates ended in 2013)

Vermont Margins of Error range from 2.1 to 2.6; US Margins of Error 0.1

## Estimated employment rate of Vermonters age 21-64 with all disabilities



2015	41.0%	35.0%	↗ 2	-16% ↓
2014	36.0%	34.6%	↗ 1	-26% ↓
2013	34.6%	34.5%	↘ 5	-29% ↓
2012	37.2%	33.5%	↘ 4	-24% ↓
2011	39.8%	33.4%	↘ 3	-18% ↓
2010	40.7%	33.9%	↘ 2	-17% ↓
2009	44.2%	36.0%	↘ 1	-9% ↓
2008	48.8%	39.5%	→ 0	0% →

### Story Behind the Curve

This population indicator shows the estimated employment rate of all Vermonters with disabilities who are age 18-64. This employment rate is related to the state of the Vermont economy and labor force; work incentives and disincentives within public benefit programs; and the efforts of employment programs including the division of vocational rehabilitation, the division for the blind and visually impaired, the department of labor, the department of mental health, and developmental disabilities services.

Note that the employment rate is higher in Vermont, but related earned wages are lower in Vermont.

---

Notes on Methodology

<http://www.disabilitystatistics.org/reports/acs.cf..>

Erickson, W., Lee, C., von Schrader, S. (2017). Disability Statistics from the American Community Survey (ACS). Ithaca, NY: Cornell University Yang-Tan Institute (YTI). Retrieved from Cornell University Disability Statistics website: [www.disabilitystatistics.org](http://www.disabilitystatistics.org)

A person is considered employed if he or she is either

1. "at work": those who did any work at all during the reference week as a paid employee (worked in his or her own business or profession, worked on his or her own farm, or worked 15 or more hours as an unpaid worker on a family farm or business) or
2. were "with a job but not at work," : had a job but temporarily did not work at that job during the reference week due to illness, bad weather, industrial dispute, vacation or other personal reasons. The reference week is defined as the week preceding the date the questionnaire was completed.

'Target' value is national rate. Note high margins of error for estimated state rate. Caution should be used when interpreting a statistic based on small sample sizes or when the Margin Of Error (MOE) is large relative to the estimate. The MOE is a measurement of the accuracy of the statistic. We highly recommend that you indicate the sample size and MOE when reporting a statistic.

The ACS definition of disability is based on six questions. A person is coded as having a disability if he or she or a proxy respondent answers affirmatively for one or more of these six categories.

**Hearing Disability** (asked of all ages): Is this person deaf or does he/she have serious difficulty hearing?

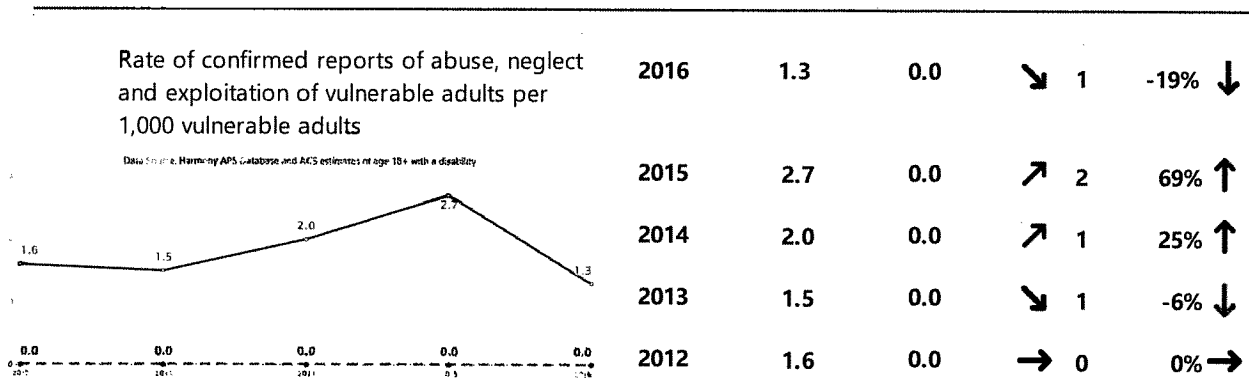
**Visual Disability** (asked of all ages): Is this person blind or does he/she have serious difficulty seeing even when wearing glasses?

**Cognitive Disability** (asked of persons ages 5 or older): Because of a physical, mental, or emotional condition, does this person have serious difficulty concentrating, remembering, or making decisions?

**Ambulatory Disability** (asked of persons ages 5 or older): Does this person have serious difficulty walking or climbing stairs?

**Self-care Disability** (asked of persons ages 5 or older): Does this person have difficulty dressing or bathing?

**Independent Living Disability** (asked of persons ages 15 or older): Because of a physical, mental, or emotional condition, does this person have difficulty doing errands alone such as visiting a doctor's office or shopping?



**Story Behind the Curve**

This population indicator shows the estimated rate of abuse, neglect, and exploitation of vulnerable adults. This rate is related to both motive and opportunity of perpetrators; the vulnerability of victims; the state of the Vermont economy; education of the public and stakeholders; challenges within families including stresses on caregivers and caregiver support services; individual support of vulnerable adults; effective screening, training, and oversight of paid caregivers; effective practices at financial institutions to prevent or identify financial exploitation; effective reporting, investigation, and substantiation/prosecution at Adult Protective Services.

**Partners**

People who report suspected abuse, neglect, and exploitation, including both mandatory and non-mandatory reporters. This includes vulnerable adults, family members, friends, neighbors, volunteers, staff of local health and human service agencies, and staff of banks and financial institutions.

---

What Works

Education and training of the public on identifying and reporting helps to encourage both prevention and early reporting of suspected abuse, neglect and exploitation.

---

Notes on Methodology

Numbers of substantiations are from DAIL DLP Adult Protective Services. DAIL DLP produces an estimated rate based on the estimated numbers of vulnerable adults.

---