

# **Government Accountability Committee**

## **Act 186 Outcomes #7 and #8: Discussion of Population Indicators**

August 28, 2017 10:30 a.m.

Ethan Allen Room

Prepared by: Bard Hill, Director, Policy, Planning &  
Analysis

Presented by: Camille George, Deputy Commissioner

# DAIL Mission

The Department of Disabilities, Aging and Independent Living (DAIL) is responsible for services to older Vermonters and Vermonters of all ages with disabilities.

*Our mission is to make Vermont the best state in which to grow old or live with a disability, with dignity, respect and independence.*

# Two parts of today's discussion:

1. Population Indicators for Outcomes #7 and #8
2. Population Indicators for older people and people with disabilities that are relevant to other Outcomes

# Themes:

- ▶ Poverty
- ▶ Employment
- ▶ Health
- ▶ Community Connections
- ▶ Housing




















## Recommended indicators for:

Outcome #7: Vermont's elders live with dignity and in settings they prefer

Outcome #8: Vermonters with disabilities live with dignity and in settings they prefer

O Act 186 Vermonters with disabilities live with dignity and in settings they prefer		Time Period	Actual Value	Current Trend	Baseline % Change
I Act 186	Estimated employment rate of Vermonters age 21-64 with all disabilities	2015	41.0%	↗ 2	-16% ↓
I Older Adults	AARP State Ranking on Long-Term Services and Supports for Older Adults, People with Physical Disabilities, and Family Caregivers	2017	3	↘ 2	-85% ↓
I DLP	Rate of confirmed reports of abuse, neglect and exploitation of vulnerable adults per 1,000 vulnerable adults	2016	1.3	↘ 1	-19% ↓
I Disabilities	Percentage of Vermonters aged 21-64 with a disability with incomes below poverty	2015	21.6	↘ 2	-21% ↓
O Act 186 Vermont's elders live with dignity and in settings they prefer		Time Period	Actual Value	Current Trend	Baseline % Change
I Older Adults	AARP State Ranking on Long-Term Services and Supports for Older Adults, People with Physical Disabilities, and Family Caregivers	2017	3	↘ 2	-85% ↓
I Act 186	Persons 60+ Living in Nursing Homes and Other Institutions as a % of All Persons 60+; Target Value is US rate	2014	2.5	↗ 1	-32% ↓
I DLP	Rate of confirmed reports of abuse, neglect and exploitation of vulnerable adults per 1,000 vulnerable adults	2016	1.3	↘ 1	-19% ↓
I Older Adults	Percentage of Vermonters age 65+ living in poverty	2015	6.6	↘ 2	-31% ↓

# Outcome #7: Vermont's elders live with dignity and in settings they prefer

	Act 186	Vermont's elders live with dignity and in settings they prefer	Time Period	Actual Value	Target Value	Current Trend	Baseline % Change
	Older Adults	AARP State Ranking on Long-Term Services and Supports for Older Adults, People with Physical Disabilities, and Family Caregivers	2017	3	1	 2	-85% 
	Act 186	Persons 60+ Living in Nursing Homes and Other Institutions as a % of All Persons 60+; Target Value is US rate	2014	2.5	2.2	 1	-32% 
	DLP	Rate of confirmed reports of abuse, neglect and exploitation of vulnerable adults per 1,000 vulnerable adults	2016	1.3	0.0	 1	-19% 
	Older Adults	Percentage of Vermonters age 65+ living in poverty	2015	6.6	9.0	 2	-31% 
	Act 186	Percentage of Vermonters age 65 and older participating in the labor force	2015	21.2%	17.3%	 1	14% 
	Act 186	Hospice enrollment: Percentage of chronically ill Medicare decedents age 65 and older who were enrolled in hospice during the last 6 months of life	2014	37.0%	52.0%	 4	57% 

# Outcome #8: Vermonters with disabilities live with dignity and in settings they prefer

O	Act 186	Vermonters with disabilities live with dignity and in settings they prefer	Time Period	Actual Value	Target Value	Current Trend	Baseline % Change
I	Act 186	Estimated employment rate of Vermonters age 21-64 with all disabilities	2015	41.0%	35.0%	↗ 2	-16% ↓
I	Older Adults	AARP State Ranking on Long-Term Services and Supports for Older Adults, People with Physical Disabilities, and Family Caregivers	2017	3	1	↘ 2	-85% ↓
I	DLP	Rate of confirmed reports of abuse, neglect and exploitation of vulnerable adults per 1,000 vulnerable adults	2016	1.3	0.0	↘ 1	-19% ↓
I	Disabilities	Percentage of Vermonters aged 21-64 with a disability with incomes below poverty	2015	21.6	27.0	↘ 2	-21% ↓
I	Act 186	Estimated employment rate of Vermonters age 21-64 with cognitive disabilities	2015	32.0%	25.5%	↗ 2	-16% ↓
I	Act 186	Estimated employment rate of Vermonters age 21-64 with visual disabilities	2015	45.9%	42.0%	↗ 1	-1% ↓

# Indicators for other Outcomes?



















O	Act 186	Vermont has a prosperous economy	Time Period	Actual Value	Current Trend	Baseline % Change
I	Act 186	Estimated employment rate of Vermonters age 21-64 with all disabilities	2015	41.0%	↗ 2	-16% ↓
I	Act 186	Estimated employment rate of Vermonters age 21-64 with cognitive disabilities	2015	32.0%	↗ 2	-16% ↓
I	Act 186	Estimated employment rate of Vermonters age 21-64 with visual disabilities	2015	45.9%	↗ 1	-1% ↓
I	Act 186	Percentage of Vermonters age 65 and older participating in the labor force	2015	21.2%	↘ 1	14% ↑
O	Act 186	Vermont's families are safe, nurturing, stable, and supported	Time Period	Actual Value	Current Trend	Baseline % Change
I	DLP	Rate of confirmed reports of abuse, neglect and exploitation of vulnerable adults per 1,000 vulnerable adults	2016	1.3	↘ 1	-19% ↓



# Indicators for other Outcomes? (cont'd)

O	Act 186	Vermonters are healthy	Time Period	Actual Value	Current Trend	Baseline % Change	
I	Older Adults	Vermont Senior Health Ranking (United Health Foundation)	2017	8	↗ 2	300% ↑	
I	HV2020	Percent of adults age 65 and older with prescription drug coverage	2016	84%	↘ 1	-2% ↓	
I	VDH	Older Adults	% of adults age 65 and older who visited a doctor in the last year for routine care	2015	85%	↗ 1	4% ↑
I	VDH	Older Adults	% of males age 65 and older who are up to date on a core set of clinical preventive services	2014	40%	↘ 2	-20% ↓
I	VDH	Older Adults	% of females age 65 and older who are up to date on a core set of clinical preventive services	2014	38%	↗ 1	-21% ↓

# Indicators for other Outcomes? (cont'd)

	<b>VDH Injury</b>	Fall-related emergency department visits per 100,000 adults age 65 and older	2011	5,628.4		1	2%	
	<b>VDH Injury</b>	Fall-related death rate per 100,000 adults age 65 and older	2014	118.7		2	60%	
	<b>VDH Substance Abuse</b>	% of adults age 65 and older who drink at a level of risk	2016	23%		1	5%	
	<b>VDH Immunization</b>	% of adults age 65 and older who ever had pneumococcal vaccine	2016	77%		2	17%	
	<b>VDH Immunization</b>	% of adults age 65 and older who receive annual flu shot	2016	59%		3	-14%	
	<b>Older Adults</b>	Percentage of Vermonters age 65+ who said their health is fair or poor	2015	21		1	0%	

# Indicators for other Outcomes? (cont'd)

O	AHS	All Vermonters are healthy and safe	Time Period	Actual Value	Current Trend	Baseline % Change
O	AHS	All Vermonters have access to high quality health care	Time Period	Actual Value	Current Trend	Baseline % Change
I	HV2020	Percent of adults age 65 and older with prescription drug coverage	2016	84%	↘ 1	-2% ↓
I	VDH Older Adults	% of adults age 65 and older who visited a doctor in the last year for routine care	2015	85%	↗ 1	4% ↑
I	DLP	Number of Vermont Nursing Facilities with a Division of Licensing and Protection Survey Finding of F or Higher by CY quarter	Q2 2016	2	↘ 1	0% →
I	Older Adults	Percentage of Vermonters age 65+ who reported having a personal health care provider	2015	95	↘ 1	-1% ↓

Questions?  
Comments?

Conclusions and next steps

Contact:  
[camille.george@vermont.gov](mailto:camille.george@vermont.gov)

Link to draft scorecard:

<http://app.clearimpact.com/Scorecard/Embed/23482>