



AHS Community Profiles of Health & Wellbeing

http://humanservices.vermont.gov/ahs_community-profiles

AHS.COCommunityProfiles@vermont.gov

AHS Community Profiles of Health and Well-being Introduction

Objectives

The purpose of visiting each district (and legislature) to host an Introduction & Workshop meeting for the AHS Community Profiles is to promote awareness and use of the profiles to advance data-driven planning across the state, and to celebrate the community engagement that informed the development of each profile.

Our objectives are to ensure that the committee:

- Understands the Community Profiles project vision
- Understands where to find and how to use the Community Profiles tool
- Understands how to leverage the Community Profiles toward a common agenda
- Can connect to the statewide community of practice

Agenda

- 10 Min Overview and Demo: Community Profiles of Health and Well-being
- 15 Min Q&A and Reflections
- 5 Min Discussion: Turning the Curve
- 5 Min What's next? Learn about the Community of Practice!



VISION

Increase public access to population data about health and well-being that communities can use to **understand** local conditions, **plan** to address disparities, and **work together** to measurably improve quality of life.

HISTORY: AHS COMMUNITY PROFILES (1995-2008)

2007 Community Profile



For the Community Served by:
Addison Northwest
Supervisory Union



Prepared by:
Vermont Agency of Human Services
Planning Division

www.ahs.state.vt.us

TABLE OF CONTENTS

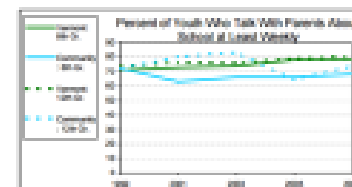
Users' Guide	ii
Estimated community population by age group	1
Outcome: FAMILIES, YOUTH AND INDIVIDUALS ARE ENGAGED IN THEIR COMMUNITY'S DECISIONS AND ACTIVITIES	2
Indicators:	
Percent of youth who report parents talk regularly with them about school	2
Percent of youth who report they help decide what goes on in their school	2
Percent of eligible population voting in general elections	3
Outcome: PREGNANT WOMEN AND YOUNG CHILDREN THRIVE	4
Indicators:	
Percent early prenatal care	4
Percent low birthweight	4
Percent of births where families receive "new baby" visits	5
Infant mortality rate	5
Percent children (ages 0-4) in families receiving welfare	6
Rate of injuries (ages 0-9) resulting in hospitalization	6
Percent of 0-4-year-old children overweight or at risk	7
Child mortality rate	7
Outcome: CHILDREN ARE READY FOR SCHOOL	8
Indicators:	
Percent of kindergartners fully immunized	8
Percent of first-graders screened for vision and hearing problems	8
Percent of children ready for kindergarten	9
Percent of standards met for "ready schools"	9
Outcome: CHILDREN SUCCEED IN SCHOOL	10
Indicators:	
School attendance rate	10
Percent of 2 nd graders meeting reading standard	10
MEAP reading/writing scores	11
MEAP math scores	11
Percent of students with special-education IEPs	12
Estimated percent high school completion	12

Report for the community served by Addison Northwest Supervisory Union.
Includes the towns of Addison, Ferrisburgh, Ferris, Vergennes, Williston.
County: Addison, All Other: Middlebury.

OUTCOME: FAMILIES, YOUTH AND INDIVIDUALS ARE ENGAGED IN THEIR COMMUNITY'S DECISIONS AND ACTIVITIES

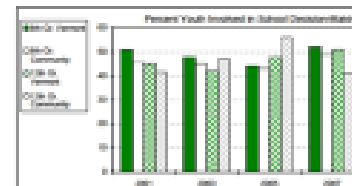
Indicator: Percent of youth who report parents talk regularly with them about school

Year	Community		Vermont	
	Rate	Rate	Rate	Rate
Year 1995	68.0%	71	62	72
Year 2007	68.0%	71	62	72



Indicator: Percent of youth who report they help decide what goes on in their school

Year	Community		Vermont	
	Rate	Rate	Rate	Rate
Year 2001	43.0%	43	43	43
Year 2007	43.0%	43	43	43



Vermont Agency of Human Services, Planning Division
Page 2

USING THE COMMUNITY PROFILES

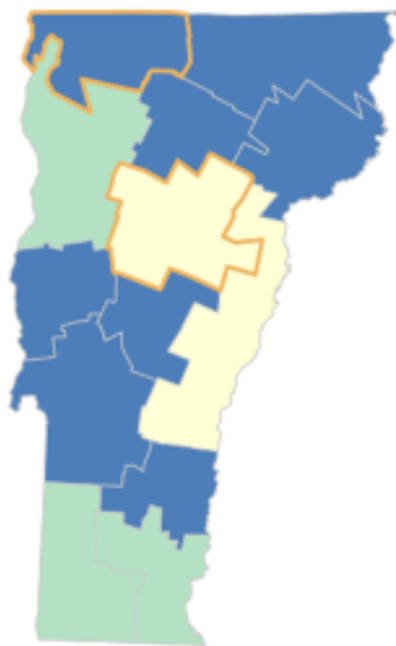
- Align local planning with a common agenda for well-being in Vermont
- Use indicator baselines to drive collaborative problem-solving, planning, and applications for funding
- Monitor trends and demonstrate results over time to understand the influence of collaborative strategies, reforms, and new efforts

DEVELOPING THE COMMUNITY PROFILES

Our Process

- Internal team to design our approach
- Stakeholder engagement workshops
- Analyzed **600+ proposed indicators** by topic meaningful to each community
- Organized indicator candidates to identify the first three profiles aligned with Act 186, Governor Scott's priorities, AHS vision, and that met criteria
- Developed internal systems to publish three initial profiles
- Piloted, tested, and implemented our system for sustainability

INTRODUCING THE COMMUNITY PROFILES



Equitable Access: Vermonters have access to programs, services, and supports in healthcare, childcare, nutrition, housing, and transportation



Resilient Communities: Vermonters live in safe communities with the capacity to respond to disease, disability, and times of vulnerability



Economic Opportunity: Vermonters are supported in pursuing economic prosperity and are free from poverty



INTRODUCING THE COMMUNITY PROFILES

Considerations

- Not all indicators are available at every sub-state geography
- Not always the best *available* data, often the most *accessible* data
- Same indicator at different geographies will look different, create new insights
 - % of Vermonters living below the Federal Poverty Level
 - [by county](#)
 - [by AHS district](#)
 - [by Hospital Service Area](#)

COMMUNITY PROFILES FRAMEWORK



[Learn more about RBA](#)

Results-Based Accountability

Two Types of Accountability

1. **Respond to reality.** Adapt our services and systems to understand and shape conditions experienced by all Vermonters.
2. **Deliver effective services.** Make a difference within our spheres of influence, learn, and share about what you learn works.



Population Accountability

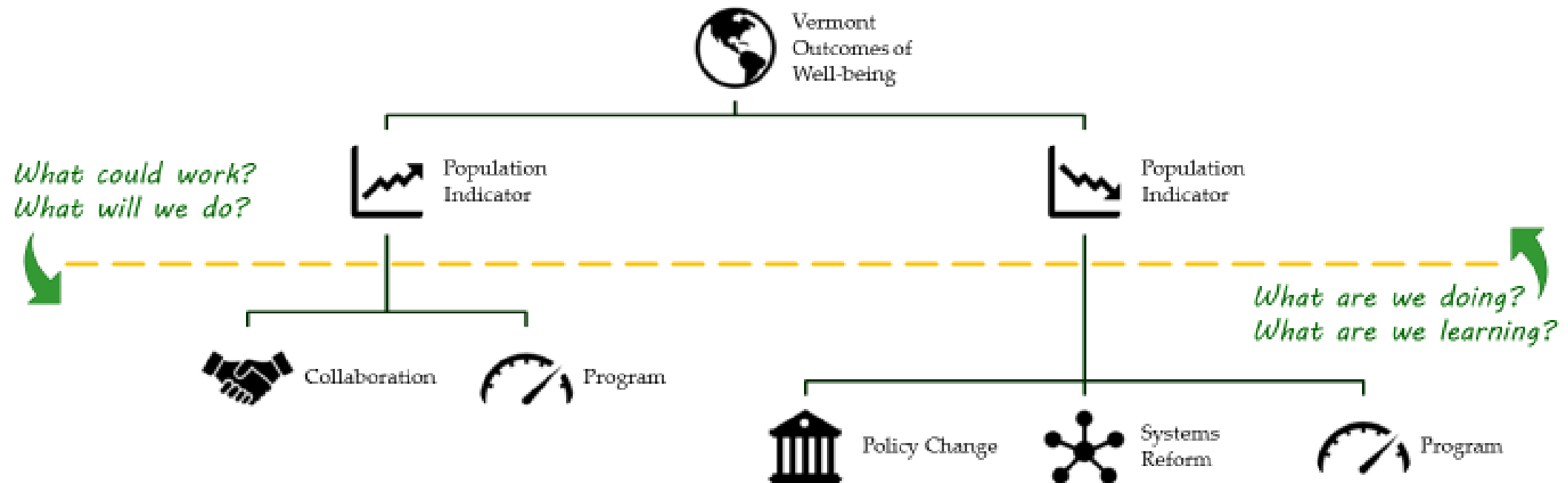
- Well-being of a whole population in a geographic area
- Collective Responsibility across sectors and organizations

Performance Accountability

- Well-being of a client or customer population benefiting from a service
- Organizational and management responsibility

COMMUNITY PROFILES FRAMEWORK

Shared Accountability for Well-being in Vermont



COMMUNITY PROFILES FRAMEWORK

Vermont Outcomes of Well-being

- Vermont has a prosperous economy
- Vermonters are healthy
- Vermont's environment is clean and sustainable
- Vermont is a safe place to live
- Vermont's families are safe, nurturing, stable, and supported
- Vermont's children and young people achieve their potential
- Vermont's elders live with dignity and in settings they prefer
- Vermonters with disabilities live with dignity and in settings they prefer
- Vermont has open, effective, and inclusive government
- Vermont's State infrastructure meets the needs of Vermonters, the economy, and the environment.

USING THE COMMUNITY PROFILES

“Turning the Curve”

1. What are the quality of life conditions we want for the individuals, children, and families in our communities?
2. What would these conditions look like if we could see them?
3. How can we measure these conditions?
4. How are we doing on the most important of those conditions?
What are the causes and forces at work behind the baseline?
5. Who are the partners that have a role to play in doing better?
6. What works to do better? (Including no-cost and low cost ideas)
7. What do we propose to do? What do we commit to trying?



Community of Practice:

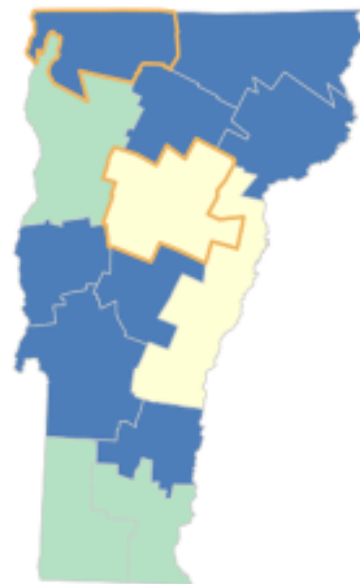
A statewide network of stakeholders willing to become 'super users' of the Community Profiles tool to act as a resource within their community.

The role of the Community of Practice members will be to:

- Provide expertise and education around use of the tool
- Act as a liaison between their community and the Agency of Human Services, providing two-way communication to inform data development and community engagement
- Be a resource for their community to encourage the use of population indicators for data-driven, collaborative action

HOW YOU CAN GET & STAY INVOLVED

- Practice use of the Profiles!
- Share the resources on our AHS Website and this presentation with your colleagues
- [Email us](#) to become a Community Profiles expert in your community and part of our Community of Practice
- Email additional questions to AHS.COCommunityProfiles@vermont.gov



Thank you!