

# Vermont Children's Economic Well-being

Today's 2014 Poverty Estimates:  
September 17<sup>th</sup>, 2015 release of U.S. Census Data

## Poverty and need remain

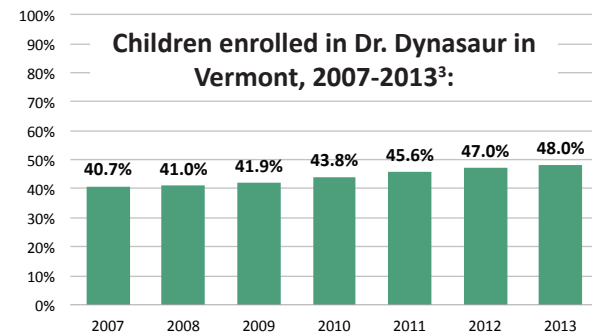
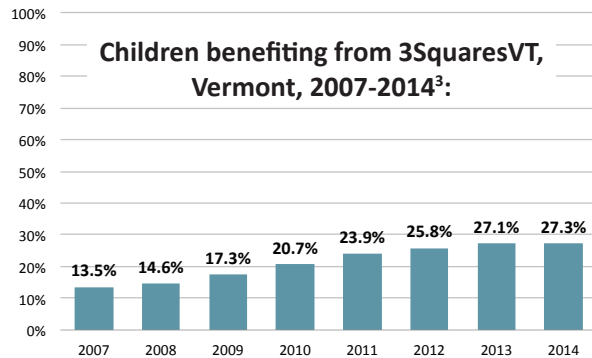
# Voices for Vermont's Children



PO Box 261, Montpelier, VT 05601 • 802-229-6377  
vtkids@voicesforvtkids.org • www.voicesforvtkids.org

Child Poverty<sup>1</sup>: **15.8% / 18,819 kids**

Children in deep poverty<sup>2</sup>: 9,042 kids, 7.6% of all kids, 48% of kids in poverty



Safety net programs are designed to protect children from the damaging effects of poverty. Lessening deprivation during periods of economic hardship helps protect kids' opportunities for the future.

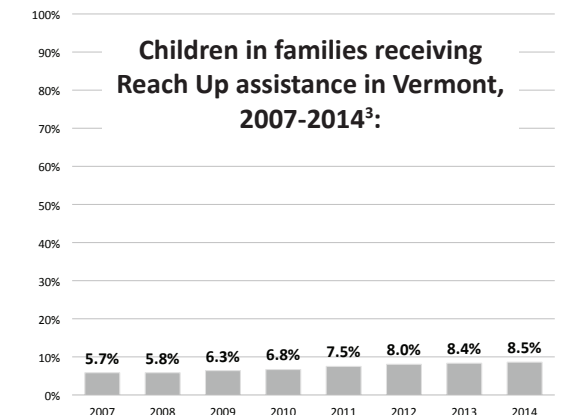
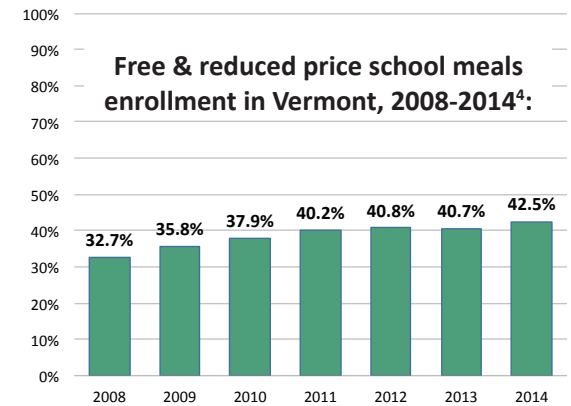
Throughout the recession, participation in Vermont's safety net programs increased along with a rise in the poverty rate. Poverty rates nationwide and in Vermont still remain well above pre-recession levels.

Children are poor at a greater rate than the overall population. In 2014, an estimated 15.8% of children in Vermont lived in households with incomes below the federal poverty threshold. In 2014, the threshold for a family of two adults and two children was \$24,008 and for one adult and one child was \$16,317.

Of children who are poor, 48% live in deep poverty - defined as an income that is half the amounts above.

Estimates for poverty and deep poverty for 2014 are both slightly higher than they were for 2013.

For those in poverty and especially in deep poverty, current levels of support are not enough to prevent deprivation. Adequate investment is needed in order to counteract the long-term consequences of poverty.



1. U.S. Census, American FactFinder, Table B17001, 2014 1-year data
2. U.S. Census, American FactFinder, Table C17024, 2014 1-year data
3. Vermont Department for Children and Families, Economic Services Division, 2009-2014 3-year averages. Averages are derived from snapshots of April enrollment.
4. Hunger Free Vermont/VT Agency of Education. Year is represented by the fall of each school year. Data are snapshots of October enrollment for the 2008-09 through 2014-15 school years.



This report was funded by the Annie E. Casey Foundation. We thank them for their support but acknowledge that the findings presented in this report are those of Voices for Vermont's Children alone, and do not necessarily reflect the opinions of the Foundation.