


# 2015 Vermont Head Start Fact Sheet

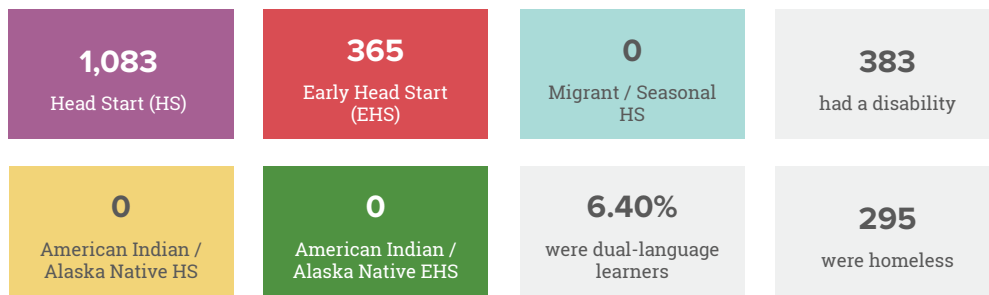


## Children in Poverty and Access to Head Start

In 2014-2015, there were **5,475** children in poverty under age five.<sup>1</sup> Of those, only **49%** of three and four year olds had access to Head Start. And only **11%** of children under three had access to Early Head Start.



## Total Funded Enrollment: 1,448<sup>2</sup>

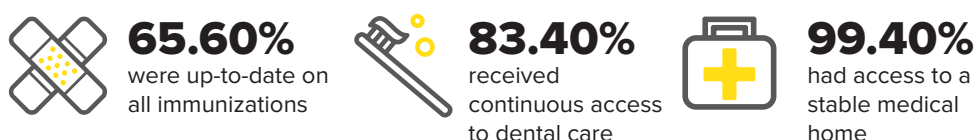


## Comprehensive and Two-Generation Services

Head Start takes a comprehensive approach to meeting the needs of the whole child and whole family. This two-generation approach supports stability and long-term success for the families who are most at risk. Depending on each family's needs, they receive a wide range of individualized services. In 2015, families participated in:



Thanks to Head Start's comprehensive services, by the end of the school year children have received education, health, and nutrition services:



**"Head Start has significant beneficial short-term effects, strong long-term effects and deserves government investment."**<sup>3</sup>

Dr. James J. Heckman,  
Nobel Laureate

from *Early Childhood Education: Making Sense of All the Research*

## By the Numbers:

**\$15,297,113<sup>4</sup>**

FY 2015 Estimated HS/EHS Funding

**\$15,574,129<sup>4</sup>**

FY 2016 Estimated Funding

Applies to 2015-16 school year

**4**

Early Head Start Grantees and Subgrantees

**7**

Head Start Grantees and Subgrantees

**0**

American Indian / Alaskan Native Early Head Start Grantees and Subgrantees

**0**

American Indian / Alaskan Native Head Start Grantees and Subgrantees

**0**

Migrant / Seasonal Head Start Grantees and Subgrantees

## A State of Emergency

Over 72% of Head Start teachers nationally have a BA or advanced degree, but salaries remain dismally low compared to pre-K teachers. The real value of Head Start teacher salaries today is less than in 2007, according to a 2013 report that found Head Start teachers make 58% of the mean salary of the female civilian labor force.<sup>5</sup>

### Head Start

**\$31,242**

Average compensation for teachers with a BA

**7,238**

Teacher turnover

**33.2%**

% Turnover due to salary

### Early Head Start

**\$23,268**

Average compensation for teachers with a CDA

**2,314**

Teacher turnover

**25.2%**

% Turnover due to salary

## Community-Driven Delivery Options

Based on community assessments and family input, each program identifies the range of program options needed in their area. Last year three and four year olds had access to a wide range of models.

**46.8%**

Full Day Center-Based

**0.4%**

Locally Designed Variation

**46.3%**

Part Day Center-Based

**0.7%**

Combination of Home- and Center-Based

**2.2%**

Home-Based

**3.6%**

Child Care Partnership



## Produced by NHSA's Center for Policy, Data, and Research

The NHSA Center for Policy, Data, and Research generates new knowledge to lead reform for stronger child and family outcomes, informed by outstanding practices from the Head Start community.

## About the National Head Start Association

NHSA is a nonprofit organization committed to the belief that every child, regardless of circumstances at birth, has the ability to succeed in life. NHSA is the voice for more than 1 million children, 200,000 staff and 1,600 Head Start grantees in the United States. Since 1974, NHSA has worked diligently for policy changes that ensure all at-risk children have access to the Head Start model of support for the whole child, the family and the community.



NATIONAL HEAD START ASSOCIATION

For citations and other state fact sheets, visit [www.nhsa.org/fact-sheets](http://www.nhsa.org/fact-sheets)