



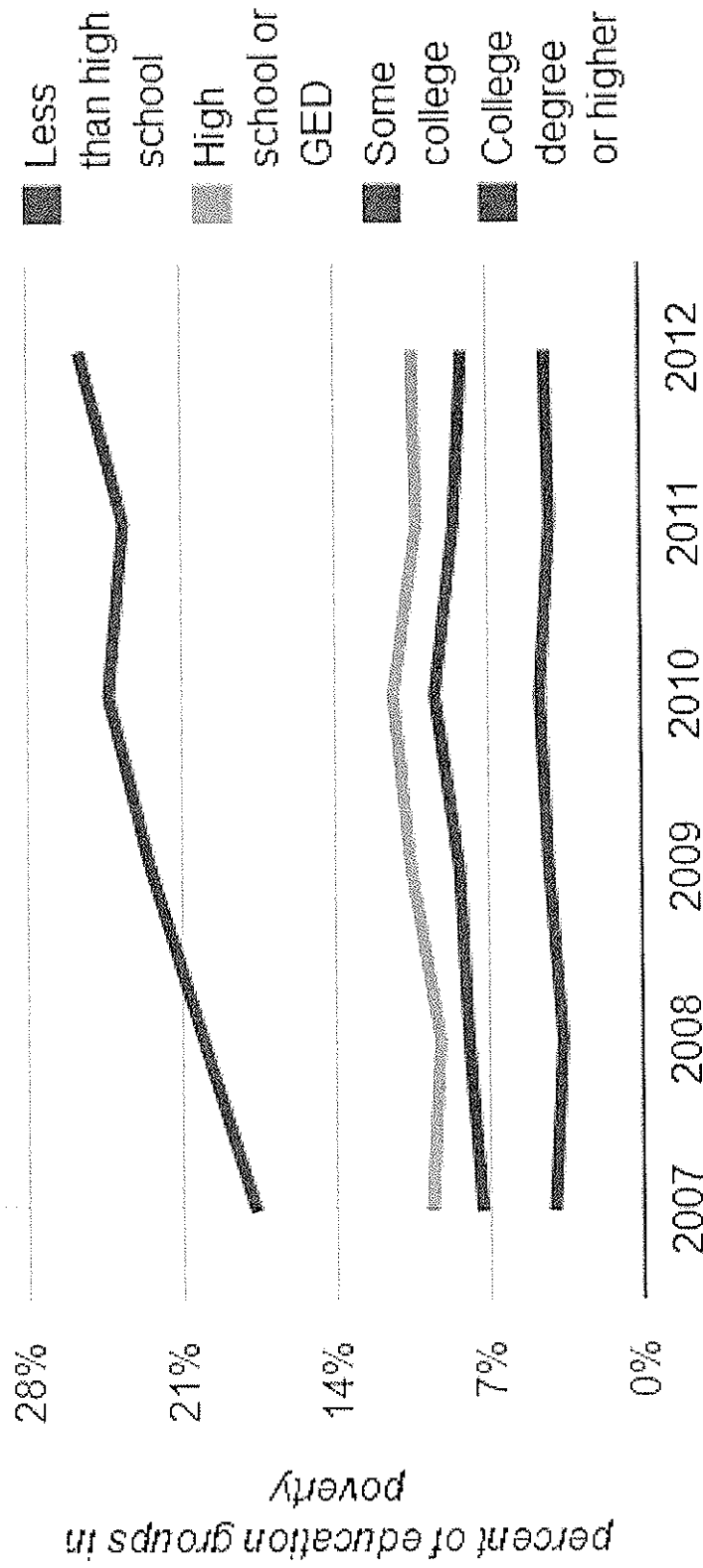
# SAVING VERMONT TAX DOLLARS

- School Exclusion → School Failure → Dropout → Court Involvement = greater chance of incarceration and poverty as adult
  - Male dropout is 47 times as likely as college graduate to be in jail
  - Nationally, 54% of dropouts 16-24 were jobless vs 32% of graduates
- Estimated Cost of Dropout = ~\$120K – 240K
- VT Average Annual Cost per Student = \$15,925
- Incarceration Costs
  - VT Average Annual Cost per Juvenile Detainee = ~\$40,000
  - VT Average Annual Cost per Inmate = \$49,502, \$59,640



# POVERTY AND EDUCATION LEVEL IN VT


Poverty Rate in Vermont by Education Level, 2007-2012



AMERICAN COMMUNITY SURVEY DATA FROM U.S. CENSUS BUREAU. PRESENTATION BY HILARY NILES/VTDIGGER.

# VERMONT EXAMPLE GRADUATION RATES (2012-2013)

School	Non-FRL Grad Rate	FRL Grad Rate
Burlington	93%	70%
Montpelier	94%	65%
Rutland	96%	73%
Springfield	76%	66%
North Country HS	94%	82%



# VERMONT EXAMPLE GRADUATION RATES (2012-2013)

School	Non-IIEP Grad Rate	IIEP Grad Rate
<b>Burlington</b>	83%	62%
<b>Montpelier</b>	88%	82%
<b>Rutland</b>	91%	54%
<b>Springfield</b>	80%	31%
<b>North Country HS</b>	91%	73%

