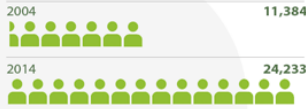





ADMISSIONS + ENROLLMENT

2004 - 2014

APPLICATIONS

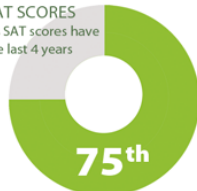


UNDERGRADUATE



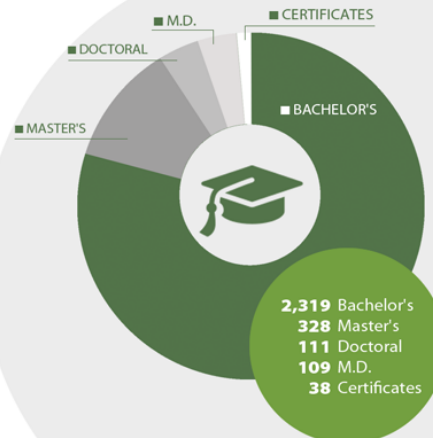
MEDIAN SAT SCORES

Entering class SAT scores have been 1190 the last 4 years



estimated percentile of college-bound high-school students in the U.S.

DEGREES AWARDED 2013-14



UVM GRADUATE SUCCESS RATE ESTIMATE

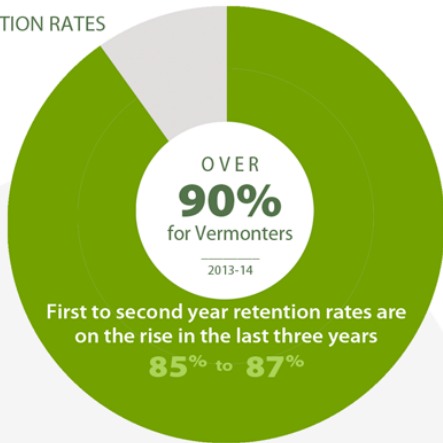
(Recent Graduate Survey, Classes 2011-2013)



% employed full-time and/or pursuing graduate/professional/additional education

RETENTION + COMPLETION

RETENTION RATES



VERMONT FIRST-TIME FIRST-YEAR STUDENTS (last 5 years) approximately 2 out of 3 (more than 6 in 10 for all UVM first-time first-year students) complete a degree within 4 years - national average is below 4 in 10

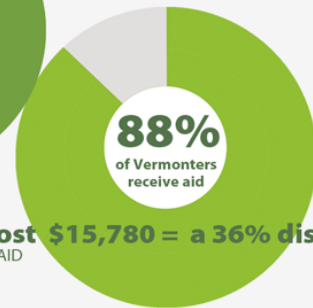


VERMONT COST + STUDENT DEBT 2013-14

IN-STATE

AVERAGE STUDENT LOAN DEBT
\$22,633
~\$6,000 LESS than U.S. average

~3 in 10 Vermonters (29%) graduate without student loan debt



Net cost **\$15,780 = a 36% discount**
AFTER AID

STATE SUPPORT

46th
lowest out of 50 states
per \$1000 in personal income

62%
decrease in real dollars
since 1979

STATE SUPPORT AS % OF UVM BUDGET




RETURN ON INVESTMENT NATIONAL ESTIMATES

MEDIAN EARNINGS 2013 (BLS Report, nationally)

Bachelor's degree salary
\$23,764 higher
than high school diploma

ESTIMATED EARNINGS OVER A LIFETIME over those with a high school diploma



RESEARCH FY2014

AWARDS

