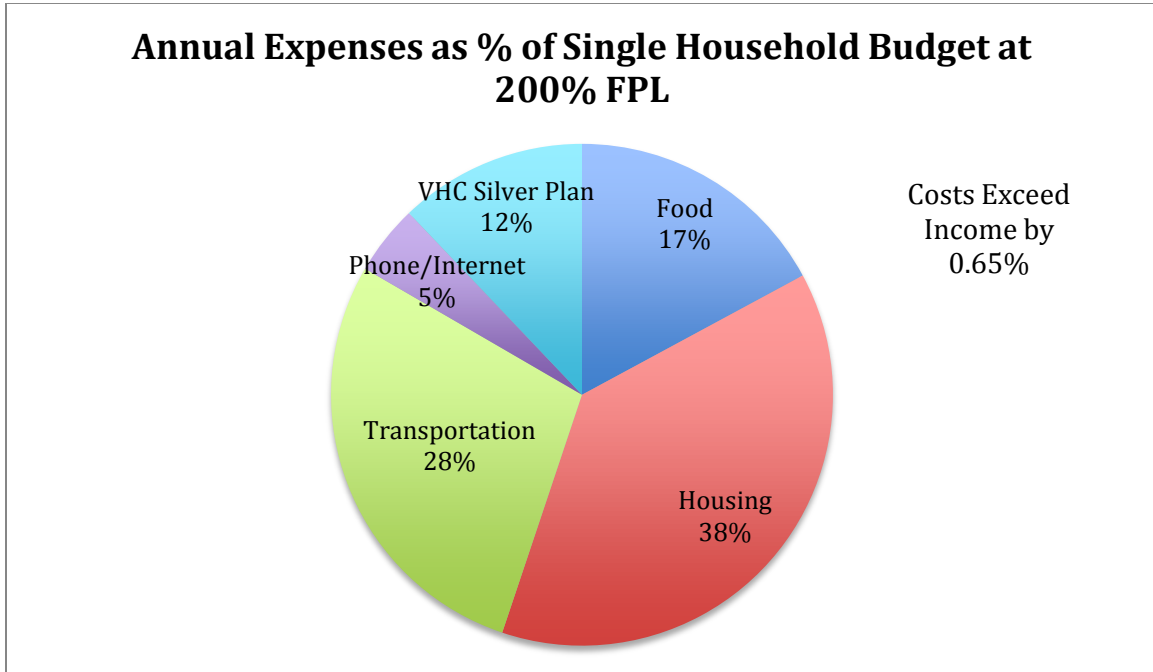


All expense numbers taken from the January 15, 2015 report prepared by the Vermont Legislative Joint Fiscal in accordance with 2 V.S.A. § 505 entitled “Basic Needs Budgets and the Livable Wage”

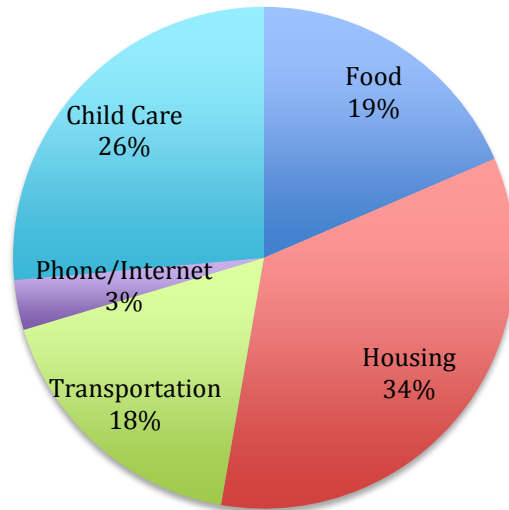


200% FPL for single household = \$22,980

Total annual premiums at 200% FPL range from \$480 (\$40 per month) to \$1,152 (\$96 per month) with out of pocket costs capped at \$1,650, maxing out at \$2,802 total.

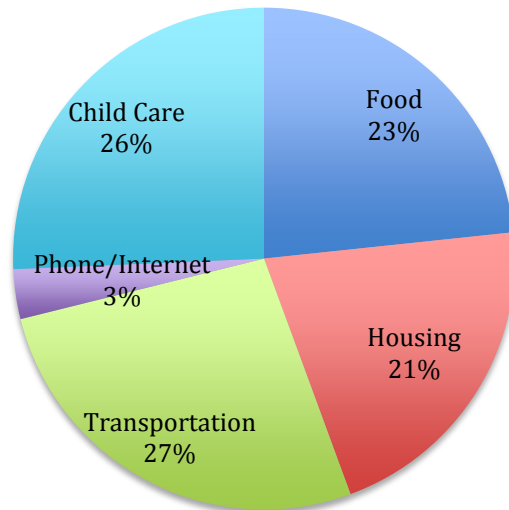
Cost of Health Care (\$2,802) = 12.19% of income

Annual Expenses as % of Single Parent/One Child Household Budget at 200% FPL



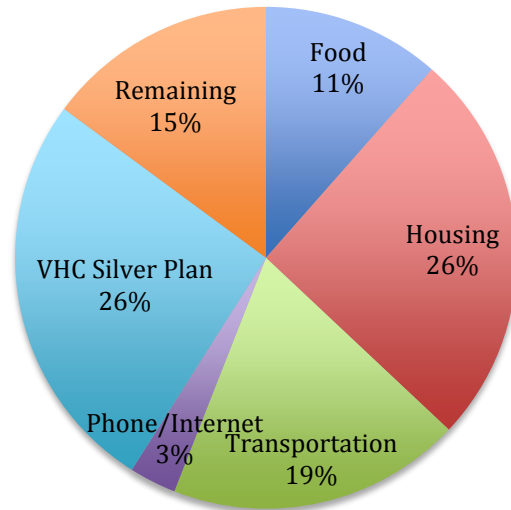
Costs Exceed
Income by 4.73%

Annual Expenses as % of Family of Four Household Budget at 200% FPL



Costs Exceed
Income by 11.94%

Annual Expenses as % of Single Household Budget at 300% FPL

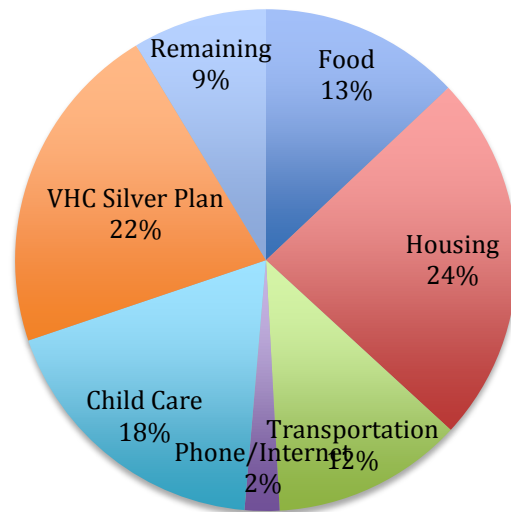


300% FPL for a single household = \$34,470

Total annual premiums at 300% FPL range from \$1,932 (\$161 per month) to \$2,808 (\$234 per month) with out of pocket costs capped at \$6,200, maxing out at \$9,008 total.

Cost of Health Care (\$9,008) = 26.13% of income

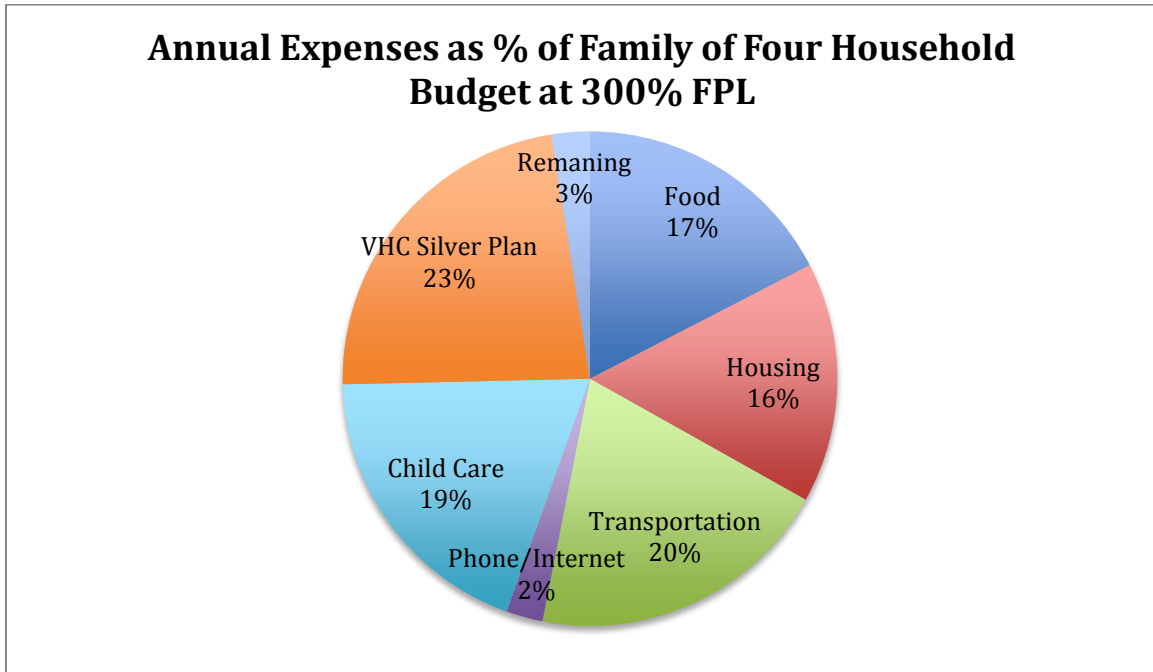
Annual Expenses as % of Single Parent/One Child Household Budget at 300% FPL



300% FPL for two-person household = \$46,530

Total annual premiums at 300% FPL range from \$2,640 (\$220 per month) to \$3,816 (\$318 per month) with out of pocket costs capped at \$6,200, maxing out at \$10,016 total.

Cost of Health Care (\$10,016) = 21.53% of income

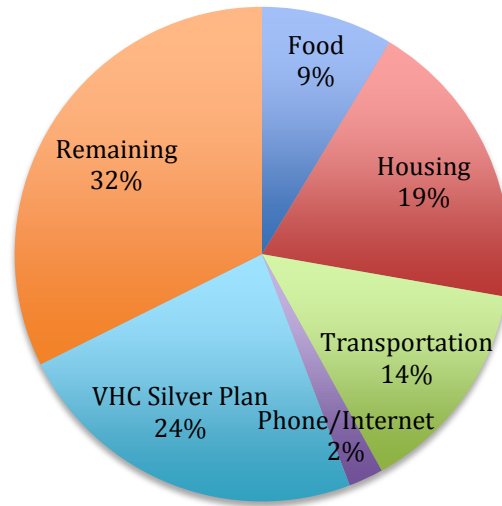


300% FPL for four-person household = \$70,650

Total annual premiums at 300% FPL range from \$3,948 (\$329 per month) to \$5,748 (\$479 per month) with out of pocket costs capped at \$10,400, maxing out at \$16,148 total.

Cost of Health Care (\$16,148) = 22.86% of income

Annual Expenses as % of Single Household Budget at 400% FPL

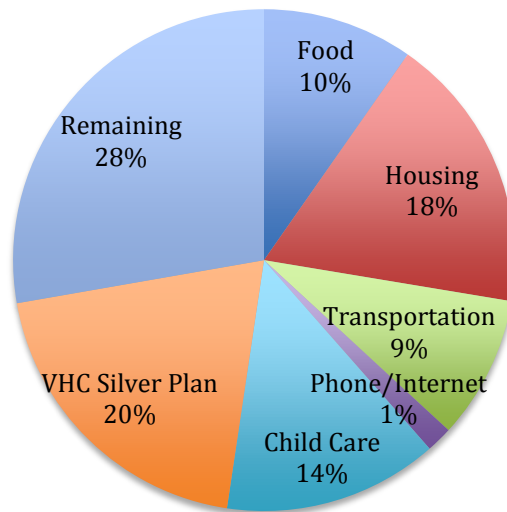


400% FPL for single household = \$45,960

Total annual premiums at 400% FPL range from \$2,808 (\$234 per month) to \$4,416 (\$368 per month) with out of pocket costs capped at \$6,350, maxing out at \$10,766 total.

Cost of Health Care (\$10,766) = 23.42% of income

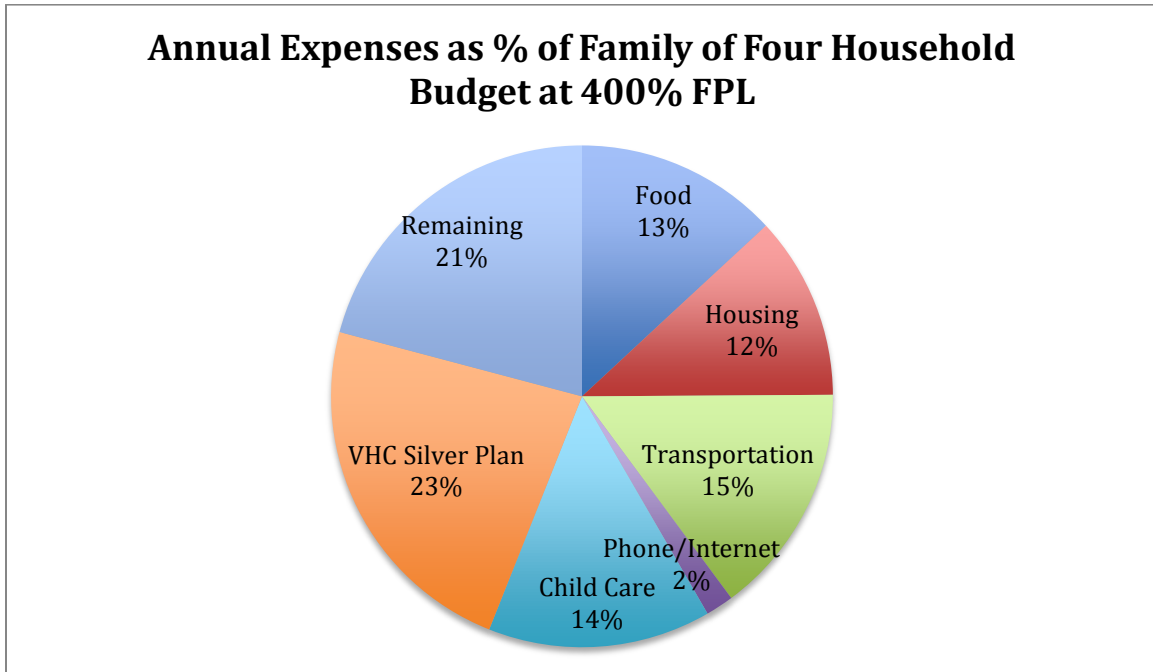
Annual Expenses as % of Single Parent/One Child Household Budget at 400% FPL



400% FPL for two-person household = \$62,040

Total annual premiums at 400% FPL range from \$3,816 (\$318 per month) to \$5,988 (\$499 per month) with out of pocket costs capped at \$6,350, maxing out at \$12,338 total.

Cost of Health Care (\$12,338) = 19.89% of income



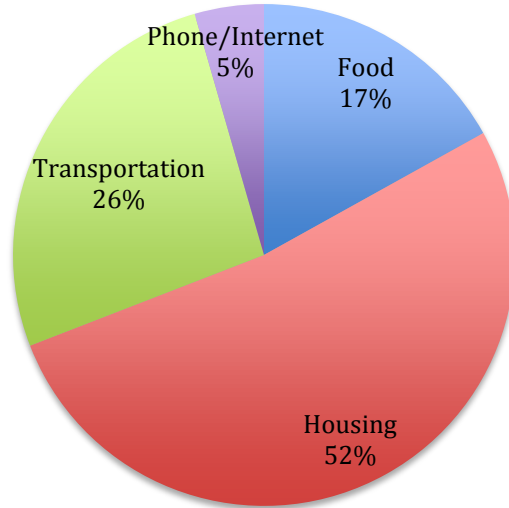
400% FPL for four-person household = \$94,200

Total annual premiums at 400% FPL range from \$5,748 (\$479 per month) to \$9,048 (\$754 per month) with out of pocket costs capped at \$12,700, maxing out at \$21,748 total.

Cost of Health Care (\$21,748) = 23.1% of income

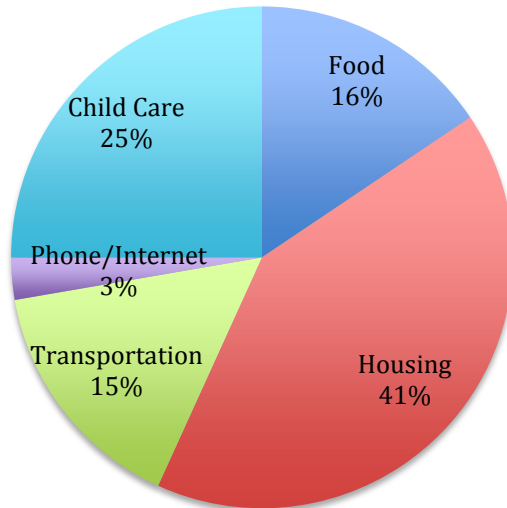
Chittenden County

Annual Expenses as % of Single Household Budget at 200% FPL (Chittenden County)



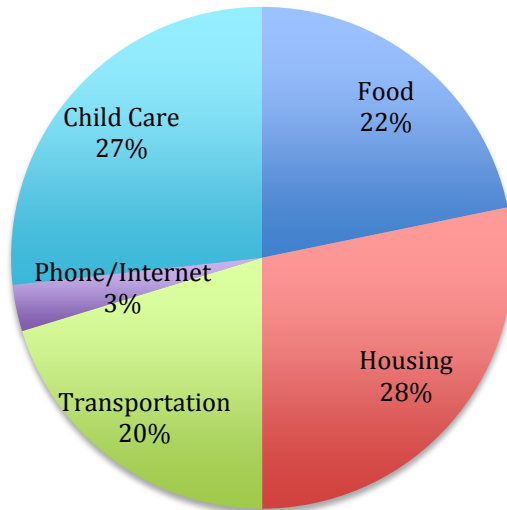
Costs Exceed
Income by
1.79%

Annual Expenses as % of Single Parent/One Child Household Budget at 200% FPL (Chittenden County)



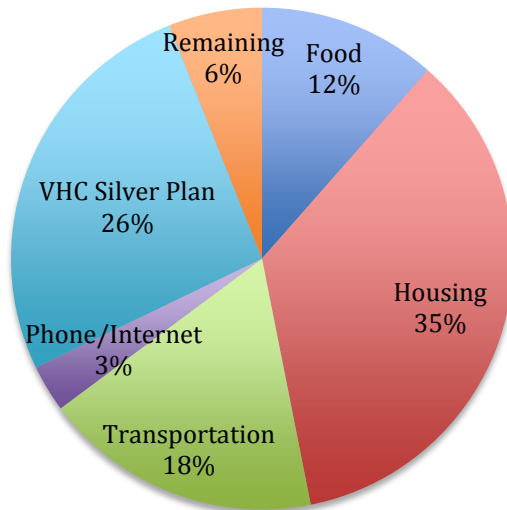
Costs Exceed
Income by
24.64%

Annual Expenses as % of Family of Four Household Budget at 200% FPL (Chittenden County)

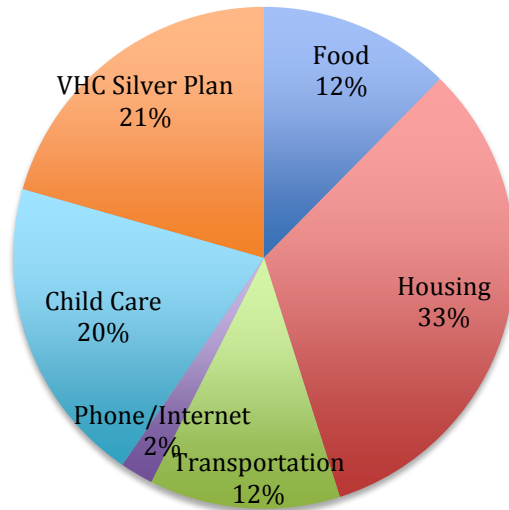


Costs Exceed
Income by
19.91%

Annual Expenses as % of Single Household Budget at 300% FPL (Chittenden County)

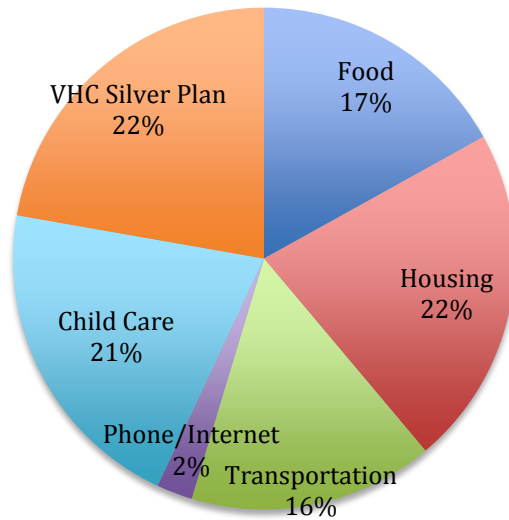


Annual Expenses as % of Single Parent/One Child Household Budget at 300% FPL (Chittenden County)



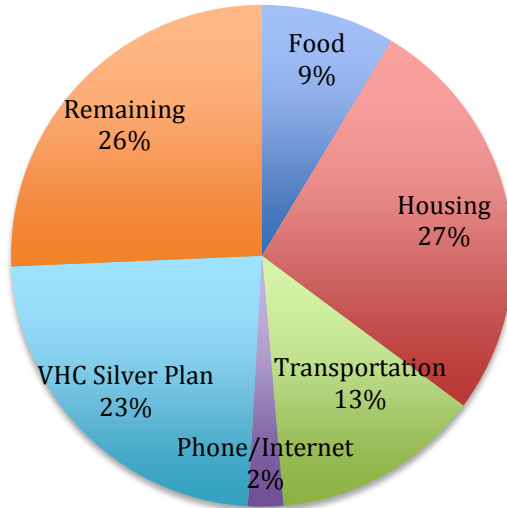
Costs Exceed
Income by
4.63%

Annual Expenses as % of Family of Four Household Budget at 300% FPL (Chittenden County)

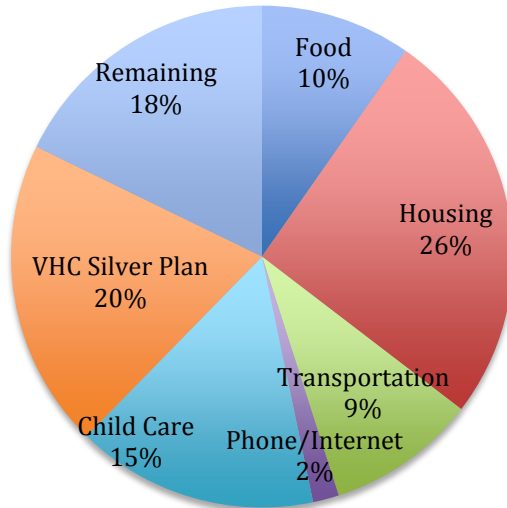


Costs Exceed
Income by
2.81%

Annual Expenses as % of Single Household Budget at 400% FPL (Chittenden County)



Annual Expenses as % of Single Parent/One Child Household Budget at 400% FPL (Chittenden County)



Annual Expenses as % of Family of Four Household Budget at 400% FPL (Chittenden County)

