

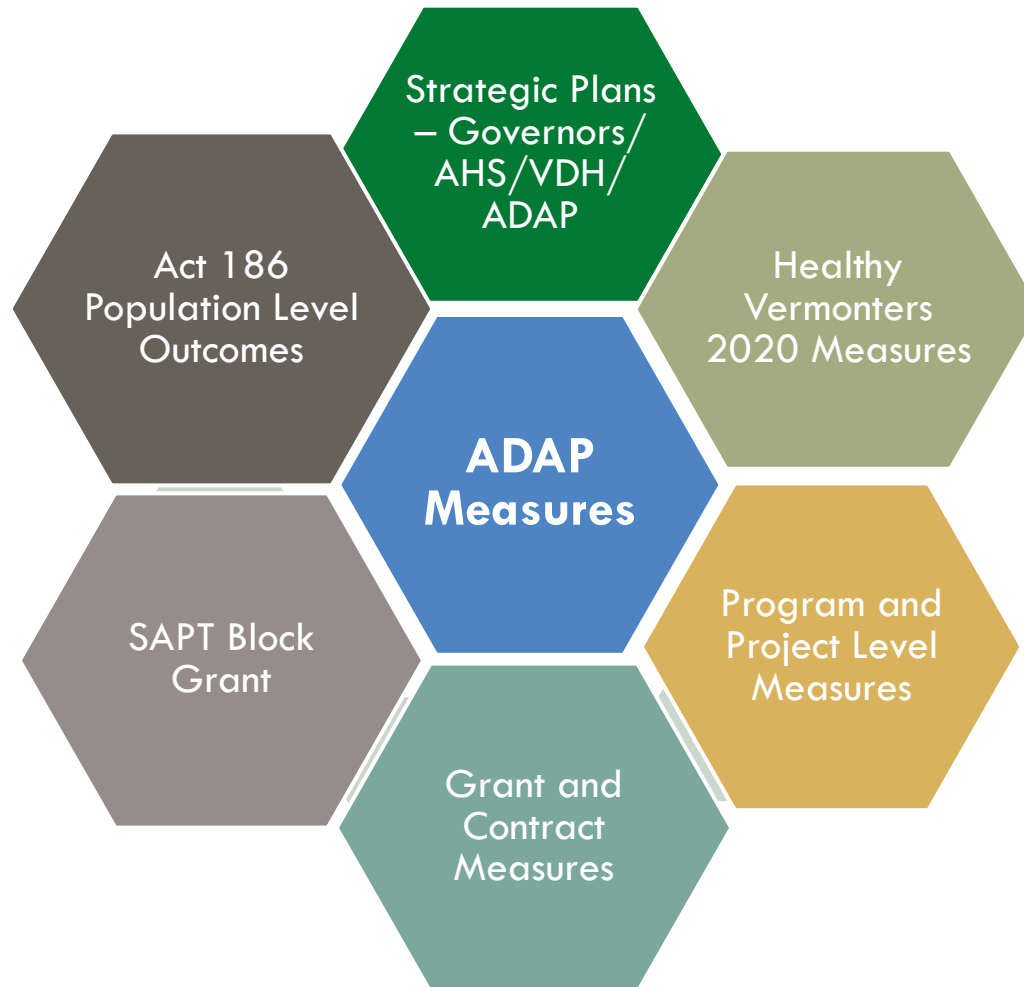


Substance Abuse Services – Performance Measures

To Prevent and Eliminate the problems caused by alcohol and drug misuse

As reported in the Legislative Report “Substance Abuse Treatment Services
Objective and Performance Measures”

ADAP sources of performance measures and indicators



Act 186 – Population Level Outcomes/Priorities

Governor's Strategic Plan

Agency of Human Services Strategic Plan

Healthy Vermonters 2020

ADAP Dashboard

Objective: Prevent and eliminate the problems caused by alcohol and drug misuse.

Indicators:

- 1) % of adolescents age 12-17 binge drinking in the past 30 days
- 2) % of adolescents in grades 9-12 who used marijuana in the past 30 days
- 3) % of persons age 12 and older who need and do not receive alcohol treatment
- 4) % of persons age 12 and older who need and do not receive illicit drug use treatment

Performance Measures:

- 1) Are we appropriately referring students who may have a substance abuse problem?
- 2) Are youth and adults who need help starting treatment?
- 3) Are youth and adults who start treatment sticking with it?
- 4) Are youth and adults leaving treatment with more support than when they started?
- 5) Are adults seeking help for opioid addiction receiving treatment? (under development)

Support healthy people in very stage of life – reduce the percentage of people who engage in binge drinking of alcohol beverages

Decrease % of youth who binge drink - 2020

Decrease % of youth who used marijuana in the past 30 days - 2020

% of persons age 12+ who need and do not receive alcohol treatment

Promote the health, well-being and safety of individuals, families and our communities

% of adults' binge drinking in the past 30 days

% of adolescents binge drinking in the past 30 days

% of persons age 12+ who need and do not receive alcohol treatment

% of persons age 12+ who need and do not receive illicit drug treatment

Affordable Health Care –
All Vermonters have access to affordable quality healthcare

Strong Families, Safe Communities:
Vermont's children live in stable and supported families and safe communities

High Quality and Affordable Education:
Learners of all ages have the opportunity for success in education

Percent of adolescents in grades 9-12 who used marijuana in the past 30 days (YRBS)

Percent of adolescents who drank alcohol in the past 30 days (YRBS)

Percent of adolescents who reported ever using a prescription drug without a prescription (YRBS)

ADAP RBA Framework

Quantity – How Much Did We Do?

Quality – How Well Did We Do It?

Effort

of people receiving MAT per 10,000 Vermonters (Utilization)

Are those who start treatment sticking with it? (Engagement)

Do people treatment with more support than when they started? (Social Supports)

Are students who may have a substance abuse problem referred to community resources? (School Screenings)

Are those who need help starting treatment? (Treatment Initiation)

Population Level Indicators that help quantify the impact of our work

Effect

% of persons age 12 and older who need and do not receive alcohol treatment

% of persons age 12 and older who need and do not receive illicit drug use treatment

% of adolescents in grades 9-12 who used marijuana in the past 30 days

% of adolescents age 12-17 binge drinking in the past 30 days

Report ID:	CGI infoAdvantage
Run Date: 12/24/14	State of Vermont
Run Time: 3:58:19 PM	Performance Measure Detail

Appropriation: 3420060000 Health - alcohol & drug abuse programs

Objective: To provide substance abuse prevention intervention treatment and recovery services in order to decrease the individual, family, and societal impact of substance abuse and dependency while empowering Vermonters to embrace resiliency wellness and recovery.


Measures	Unit	FY 14 Targets	FY 14 Actuals	FY 15 Targets	FY 15 Estimate	FY 16 Targets
% of students at funded schools who screen positive for possible substance abuse disorders who are referred for a substance abuse assessment	% students	90	85	90	86	90
% of outpatient and intensive outpatient clients with 2 or more substance abuse services within 30 days of treatment initiation	% clients	80	60	80	55	60
% of treatment clients (excluding residential detoxification and treatment) who have more social supports on discharge than on admission	% clients	25	25	25	22	25

	FY2014 Actuals	FY2015 Original As Passed Budget	FY2015 Governor's BAA Recommended Budget	FY2016 Governor's Recommended Budget
Program Budget:				
PE Personal Services	2,461,830	3,614,712	3,614,712	3,995,248
Operating Expenses	280,005	391,758	391,658	318,305
GR Grants	31,736,610	32,577,910	32,095,862	44,006,192
Total Appropriation	34,478,444	36,584,380	36,102,232	48,319,745
Total Program Cost:	34,478,444	36,584,380	36,102,232	48,319,745

ADAP Agency of Administration Pilot Vantage Measures

Measure as published in budget document	FY14 Target	FY14 Actual	FY15 Target	FY15 Est	FY16 Est
% of students at funded schools who screen positive for possible substance abuse disorders who are referred for a substance abuse assessment	90%	Q2 85% FY14 tbd	90%	86%	90%
% of outpatient and intensive outpatient clients with 2 or more substance abuse services within 30 days of treatment initiation*	80%*	Q2 50% FY14 tbd	80%*	55%	60%
% of treatment clients (excluding residential detox and treatment) who have more social supports on discharge than on admission	25%	Q2 19% FY14 tbd	25%	22%	25%

*The calculation method has changed leading to updated targets and actual values that are not reflected on the actual CGI infoAdvantage document – the target value for FY14 and FY15 is 60%



Alcohol and Other Drug Use

Performance Dashboard: Population Indicators and Performance Measures

Select a measure to see the trend data.

[Home](#) > [HV2020](#) > [Performance Dashboard](#) > Here

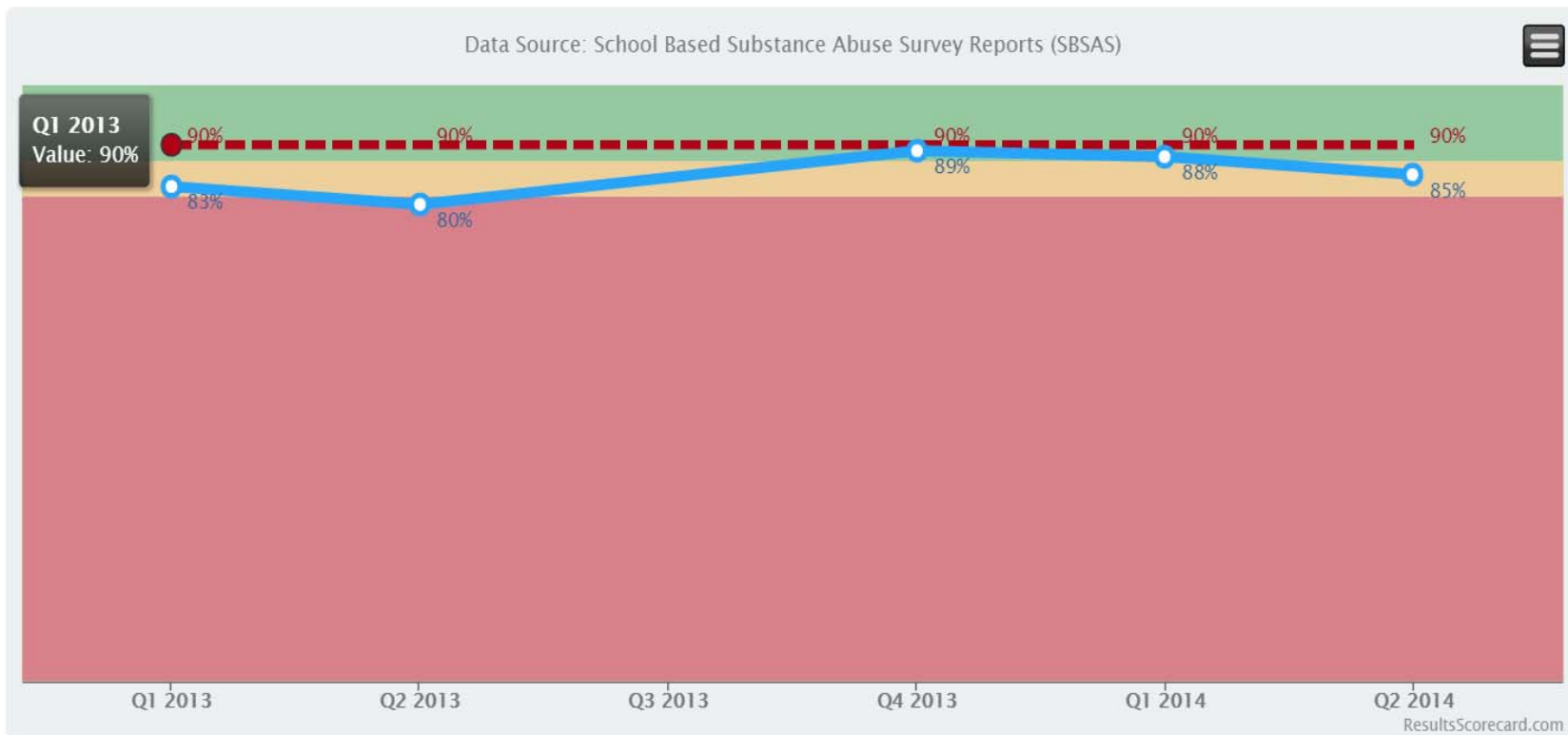
Web address:

http://healthvermont.gov/hv2020/dashboard/alcohol_drug.aspx



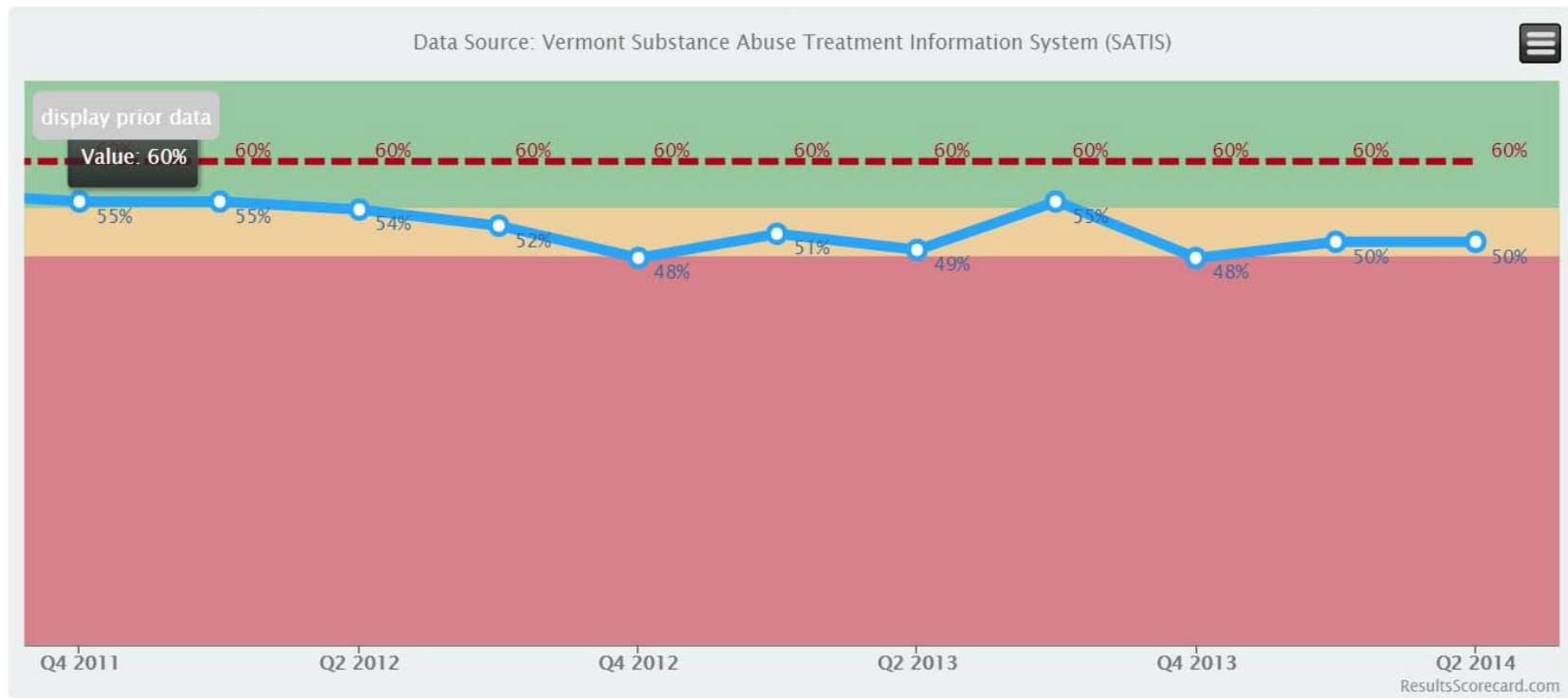
School Screening

- Are we referring students who may have a substance abuse problem to community resources?



Treatment Engagement

- Are youth and adults who start treatment sticking with it?



Social Supports

- Are youth and adults leaving treatment with more support than when they started?

