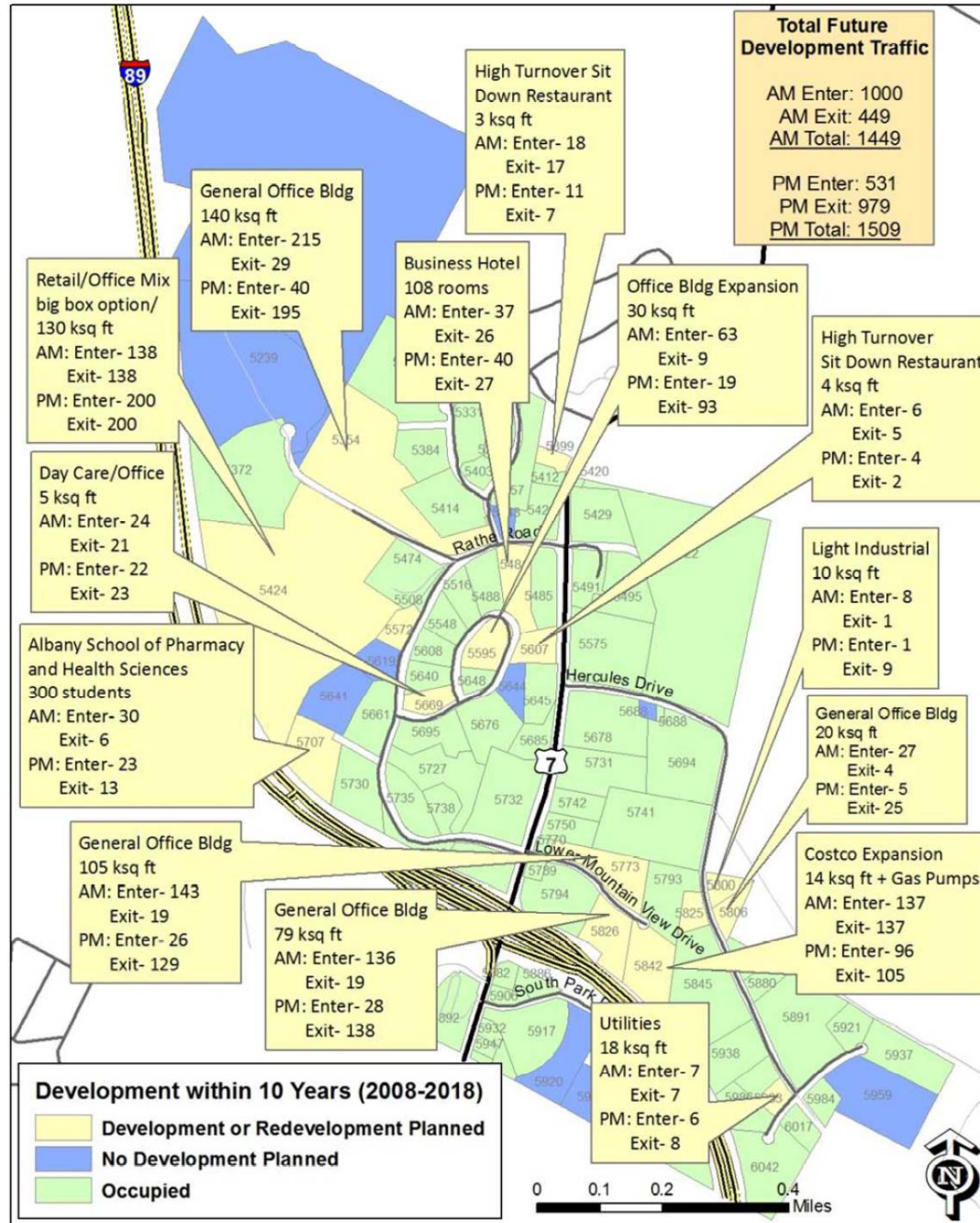


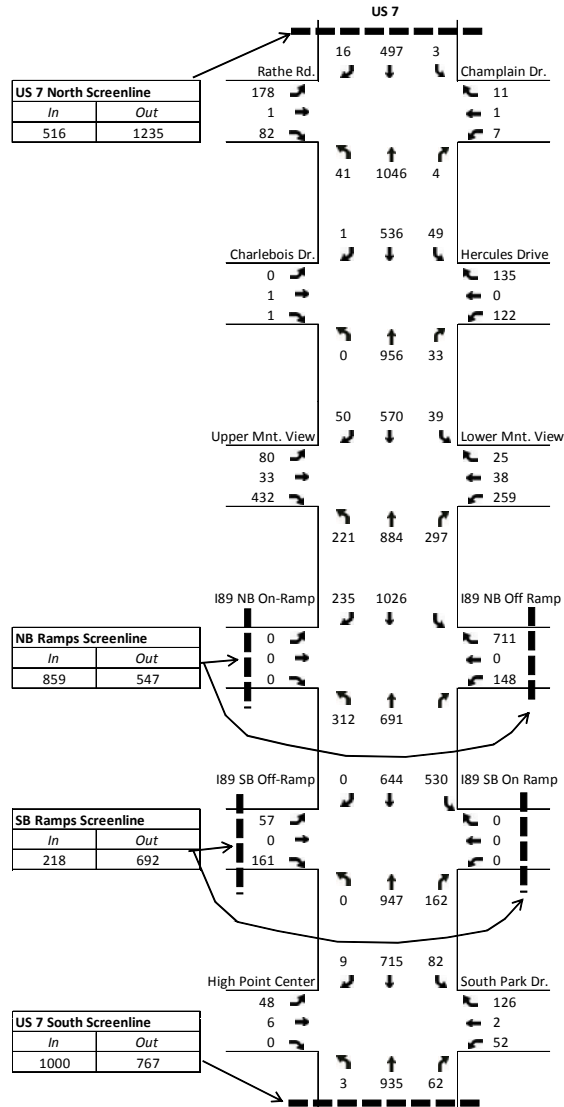
Figure 12: Future Development and Trips Generated at Exit 16



Feb 5, 2014  
Prepared by Joe Segale for  
House Transportation Committee

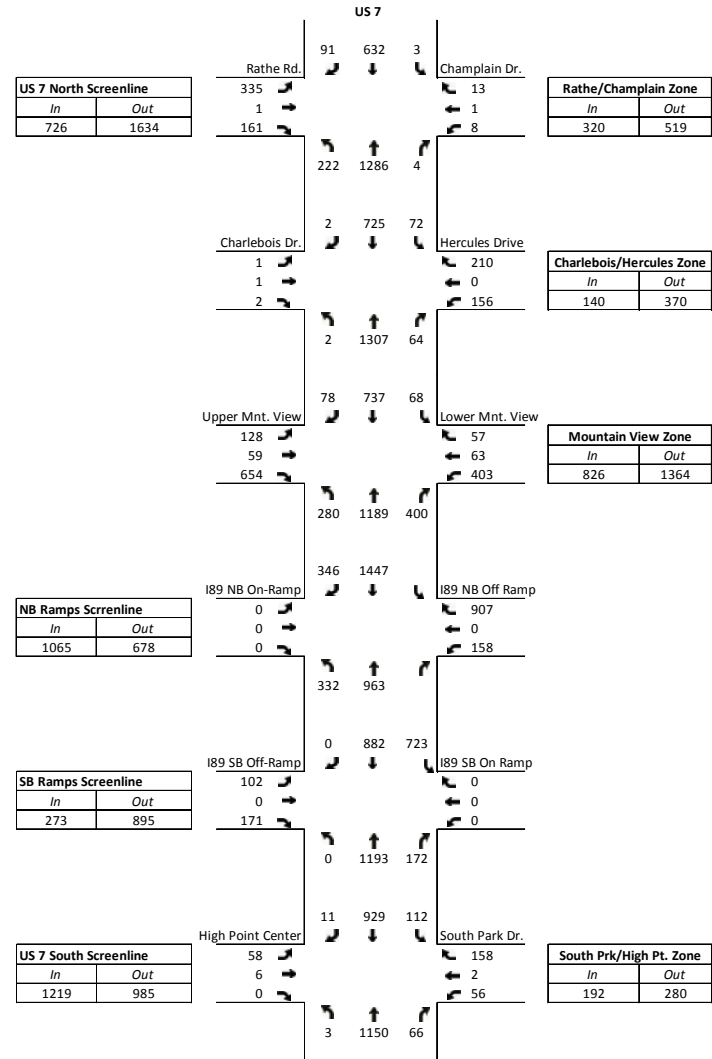
**Scenario: 2008 PM Peak Hour - Existing Conditions**

Source: Figure 8, Page 8; "Exit 16 Circulation Study; Final Report, Colchester, Vermont"; July 2009  
[http://www.ccrpc.us/library/I89/Exit16/Exit16\\_200907\\_final\\_report.pdf](http://www.ccrpc.us/library/I89/Exit16/Exit16_200907_final_report.pdf)



**Scenario: 2018 PM Peak Hour - With Background Growth and Land Use Assumptions**

Source: Figure 18, Page 25; "Exit 16 Circulation Study; Final Report, Colchester, Vermont"; July 2009  
[http://www.ccrpc.us/library/I89/Exit16/Exit16\\_200907\\_final\\_report.pdf](http://www.ccrpc.us/library/I89/Exit16/Exit16_200907_final_report.pdf)



<b>Costco Share of Exit 16-US 7 Project Costs</b>		
<b>Change in PM Peak Hour Traffic 2008 to 2028</b>	<b>PM Peak Vehicles per Hour</b>	
Increase in Through Traffic	732	33%
Increase in Development Traffic	1,461	67%
<b>Total Increase in Traffic Volumes</b>	<b>2,193</b>	<b>100%</b>
<b>Costco Fee Estimate</b>		
Number of New Costco Trips		155
Percentage of Total Trips		7.1%
Cost of Exit 16 DCD and related US 7 Work		\$5,100,000
Costco Share of Total Project Costs		\$360,465

# Organizational Roles and Responsibilities

Organization/Entity	Planning	Development Permitting	Transportation Project Finance	Transportation Project Implementation
Municipalities	X	X	X	X
Act 250 NRB and DCs		X		
Vermont Agency of Transportation	X	(x)	X	X
Regional Planning Commissions	X	(x)		X
Regional Development Corporations	(x)	(x)	X	(x)
Vermont Economic Development Authority			X	
Developers	(x)	X	X	X

**(x) = Limited authority/role**