

COLLECTING AND USING DATA TO DRIVE PROGRAM DECISIONS

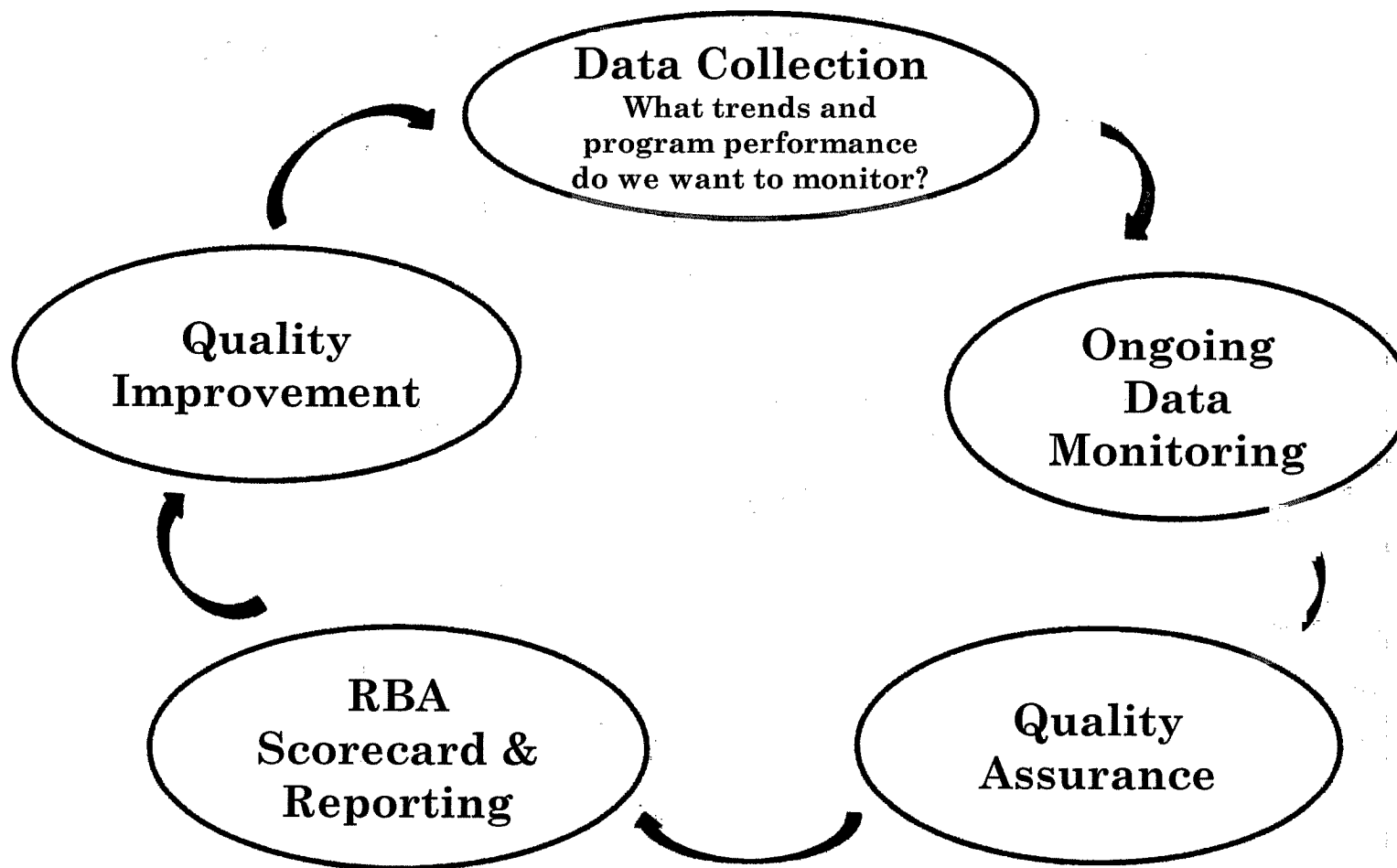
**Government Accountability
Committee**

July 30, 2013

Lamoille Family Center

Scott Johnson

DATA COLLECTION, MONITORING, REPORTING AND QUALITY IMPROVEMENT



RBA in a Nutshell = 2 - 3 - 7

2 - kinds of accountability
Population accountability
Performance accountability

plus language discipline
Results & Indicators
Performance measures

3 - kinds of performance measures

How much did we do?

How well did we do it?

Is anyone better off?

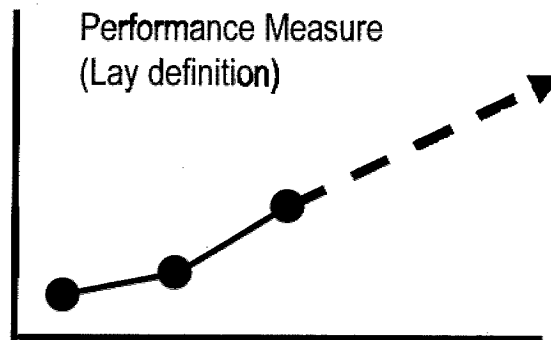
7 - questions from ends to means in less than 1 hour.

Baselines & Turning the Curve

ONE PAGE Turn the Curve Report: Performance

Program: Children's Integrated Services

Performance
Measure
Baseline



Story behind the baseline

----- (List as many as needed)

Partners

----- (List as many as needed)

Three Best Ideas – What Works

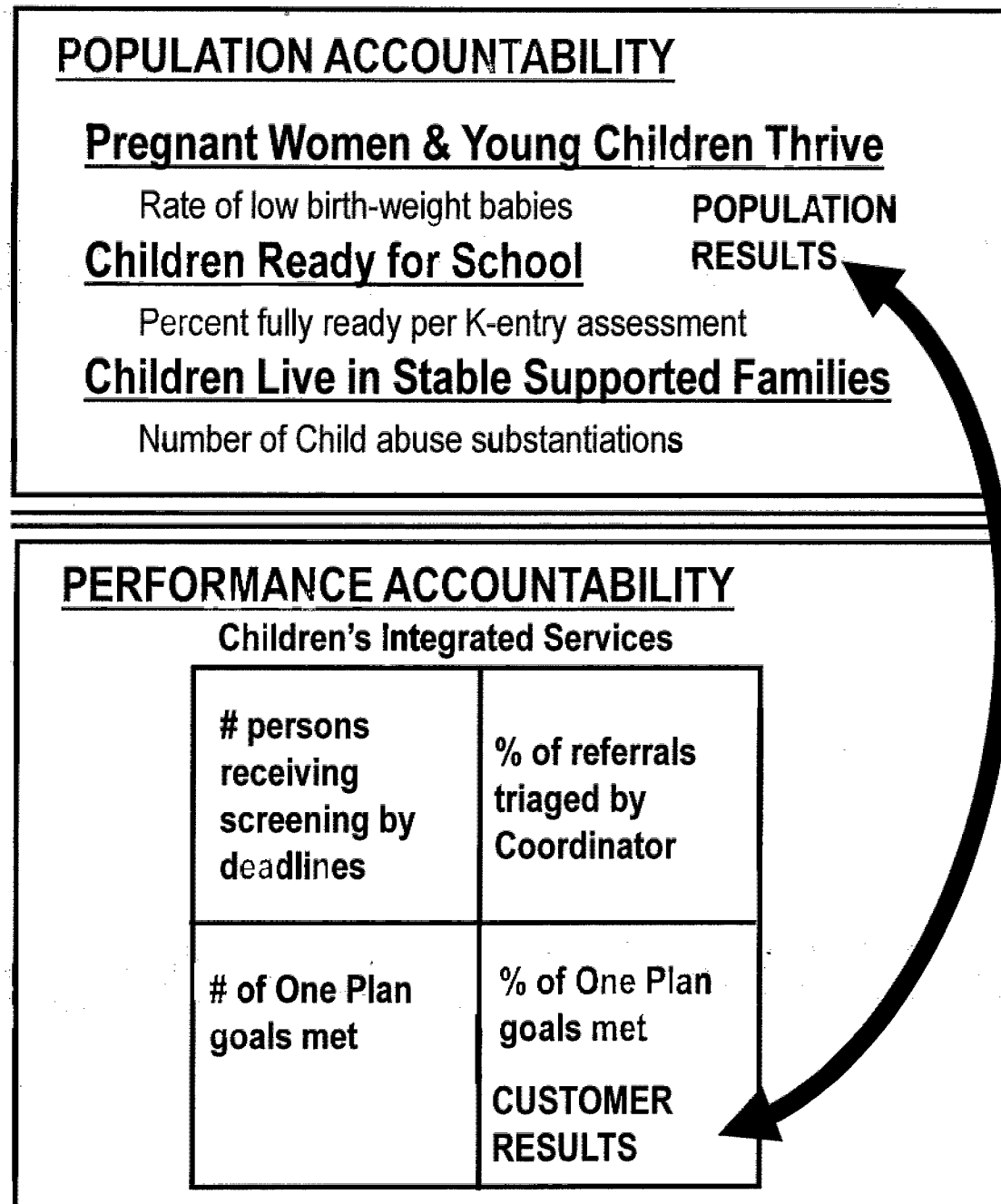
1. -----

2. -----

3. -----No-cost / low-cost

4. ----- **Off the Wall**

THE LINKAGE Between POPULATION and PERFORMANCE



Contribution relationship

Alignment of measures

Appropriate responsibility



Children's Integrated Services Scorecard

Population Results

Name	Prior Period	Current Value	Change	Most Recent Period	Comments/ Projects
CIS: Pregnant Women and Young Children Thrive					
State of Vermont: Percentage of Premature Births	8.4%	8.8%	1	2011	
AHS M-ville District: Percentage of Women who Smoked During Pregnancy (last trimester)	28.2%	22.2%	1	2011	
AHS M-ville District: Percentage of Women who Received Early Prenatal Care (first trimester)	79.5%	79.4%	1	2011	
CIS: Children are Ready for School					
State of Vermont: Percentage of Children Ready for School According to the Vermont Kindergarten Readiness Survey	52%	50%	2	2011	
CIS: Children Live in Stable, Supported Families					
AHS M-ville District: Number of Substantiated Child Abuse and Neglect Cases	51	45	1	2010	

Program Performance

Name	Prior Period	Current Value	Change	Most Recent Period	Comments/Projects
Program Performance					
CIS: Children's Integrated Services					
CIS: Percentage of Referrals with Initial Contact Made by Required Timeframes	80.0%	81.2%	2	FY 2013 Half 2	
CIS: Percentage of Referrals Triaged by CIS Coordinator	92.9%	97.0%	2	FY 2013 Half 2	
CIS: Percent of Participants who Received a Screening/Assessment Within Required Time Line (45 days)	81.2%	85.7%	1	FY 2013 Half 2	
CIS: Percentage of Participants with One or More Goal Met by Annual Review or Exit from Program	85.0%	91.7%	3	FY 2013 Half 2	
CIS: Percentage of Participants with no Further Need for Immediate Supports Upon Program Exit	41.4%	47.0%	1	FY 2013 Half 2	
CIS: Percentage of Participants with Two or Fewer CIS Service Professionals Interacting with the Family	73.8%	97.7%	1	FY 2013 Half 2	
CIS: Percentage of Participants with a 6 Month Review Completed (from date of completed One Plan)	48.5%	44.0%	1	FY 2013 Half 2	
CIS: Percentage of Participants with an Annual Review Completed (from date of completed One Plan)	58.8%	54.5%	1	FY 2013 Half 2	
CIS: Percentage of Participants with a One Plan Meeting within 45 Days of Referral	78.7%	82.9%	1	FY 2013 Half 2	
CIS: Percentage of Participants who had Services Start within 30 Days from Completed One Plan	95.4%	94.0%	1	FY 2013 Half 2	

THE VERMONT ACCOUNTABILITY COMPACT

- This Compact honors the long Vermont tradition of partners working together to improve the quality of life of our people and our communities. The Compact signals our intent to promote a culture of accountability in pursuit of those ends.
- Due to the long history of Results-Based Accountability™ in Vermont, its widespread and growing application across the nonprofit and state sectors, and our belief in the collective impact of a shared framework, the Compact features an RBA approach. We recognize that there are many alternative pathways to greater accountability and welcome all efforts to that end.
- By signing the Compact, we commit to support, promote, and regularly assess our progress on the implementation of a culture of accountability in our work.

QUESTIONS AND CONSIDERATIONS

- What are your questions?

Q

Q

11