



House Commerce and Economic Development Committee

Tom Cheney, Executive Director

February 17, 2023

What We Do

Advance the civic and economic vitality of Vermont by growing the number of Vermonters with education and training after high school, increasing equity in educational attainment, and strengthening connections between education, training, and employment.



**Vermont Credential
Transparency Project**

State Goal: **70x2025**

*“It shall be the goal of the State of Vermont that not less than **70 percent of working age Vermonters will hold a credential of value**, as defined by the State Workforce Development Board, **by the year 2025**” – Act 80 of 2019*

“70 percent by 2025 is a big goal, but one I believe that we can reach by working together and using Vermont’s power of cooperation, collective wisdom and action.”

PHIL SCOTT | GOVERNOR, STATE OF VERMONT

Act 80 Policy Priorities to Achieve Goal



Promote awareness of career pathways and the value of postsecondary education and training



Expand access to postsecondary education and training to students of all ages



Increase completion of postsecondary education and training programs by ensuring Vermonters have the supports they need to succeed



Maximize partnerships across and within sectors to achieve State workforce development and education goals

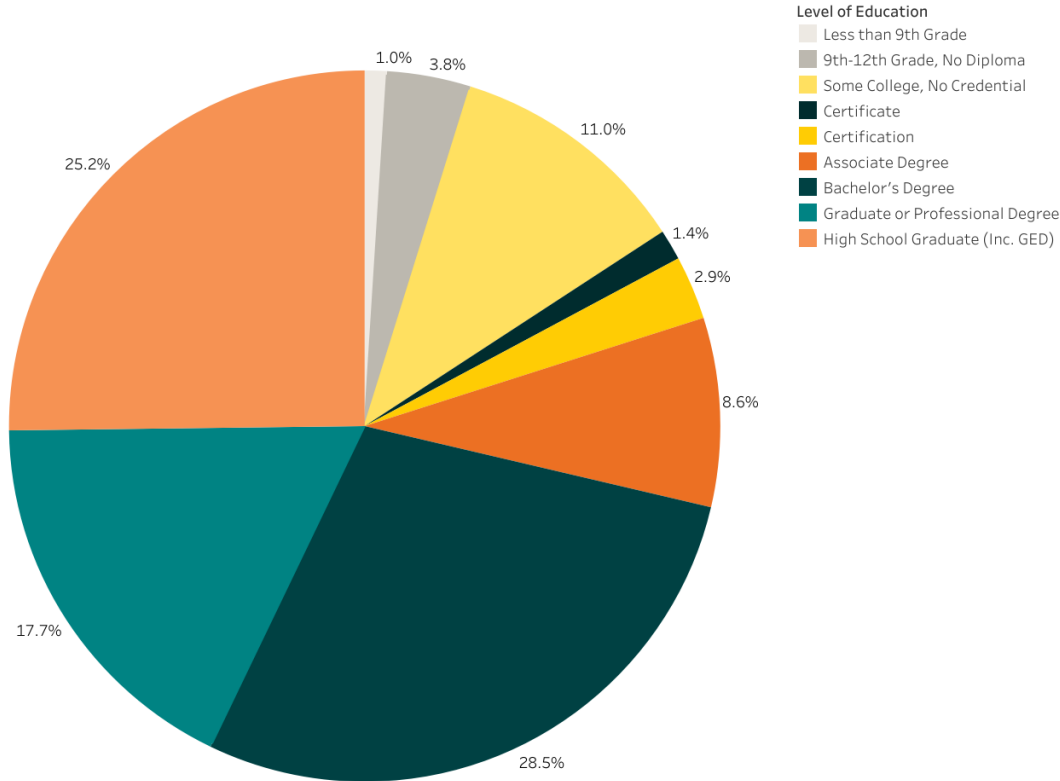
Vermont's Current Attainment Rate (2021 Figures)



Source: Lumina Foundation 2022 Stronger Nation Report

Education Level

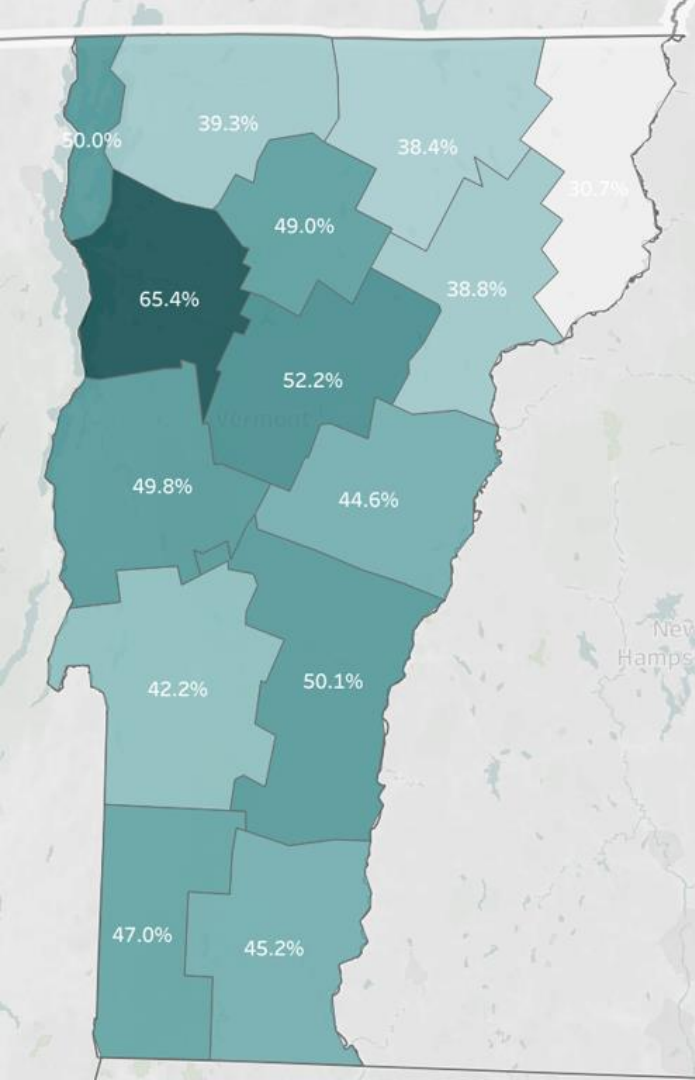
Highest Level of Education of Vermonters 25-64, 2021



	2019	2021	Change
Overall attainment ages 25-64			
Graduate	52.6	59	6.4
Bachelors	15.6	17.7	2.1
Associate	9	8.6	-0.4
Certificate	1.3	1.4	0.1
Certification	2.6	2.9	0.3
Some college, no cred	13	11	-2
High school & GED	28	25.2	-2.8
9-12, no diploma	4.8	3.8	-1
Less than 9th	1.5	1	-0.5

Source: Lumina Foundation 2022 Stronger Nation Report

County Attainment



The median attainment rate of working age Vermonters who live outside of Chittenden County is 45.2%.

Source: Lumina Foundation 2022 Stronger Nation Report

College Enrollment Following H.S Graduation

	2018	2019	2020	2021
NESSC	66.1%	66.5%	59.6%	59.4%
CT	66.2%	66.7%	62.7%	61.9%
ME	58.0%	59.6%	55.2%	52.7%
MA	69.2%	69.1%	62.0%	61.0%
NH	57.5%	59.1%	57.8%	54.2%
RI	66.1%	66.7%	61.3%	62.1%
VT	52.6%	51.2%	48.9%	48.7%

Source: New England Secondary School Consortium Common Data Project 2022 Annual Report

Gender

	Female	Male
Associate Degree or higher	56%	44%
Enrolled immediately following graduation	59.5%	38.5%

Sources: Lumina Foundation 2022 Stronger Nation Report
New England Secondary School Consortium Common Data Project 2022 Annual Report

Race/Ethnicity

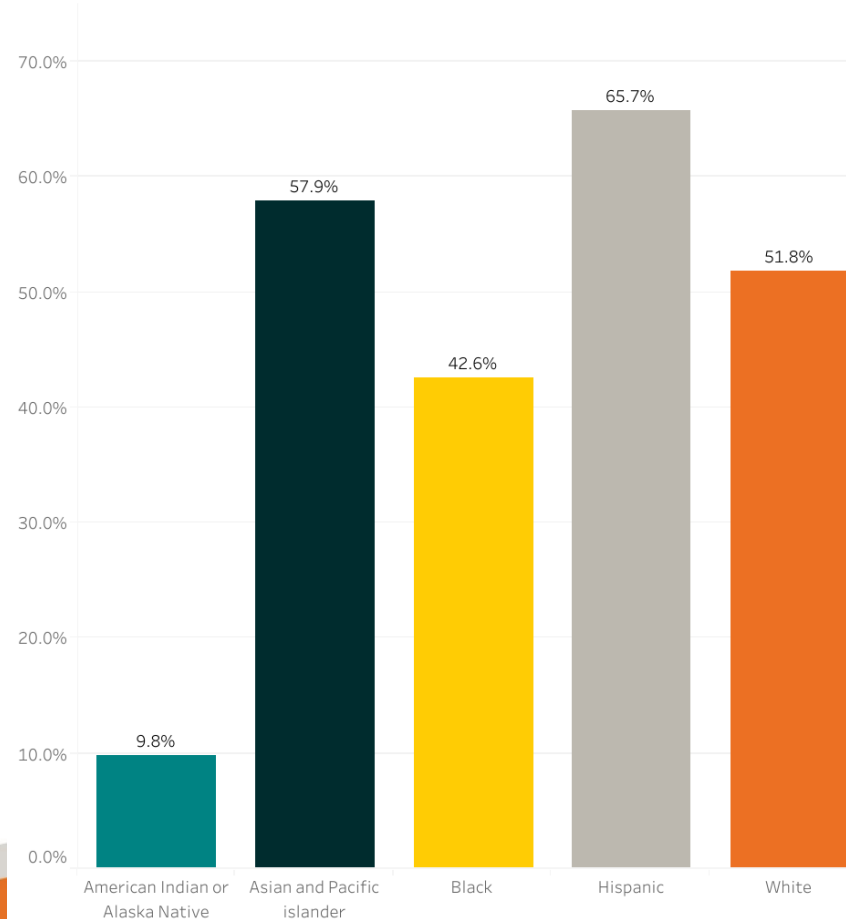
Enrollment

	Asian/PI	Black	Hispanic	White
NESSC	75%	51%	40.7%	64%
VT	47.1%	33.7%	50.5%	46.6%

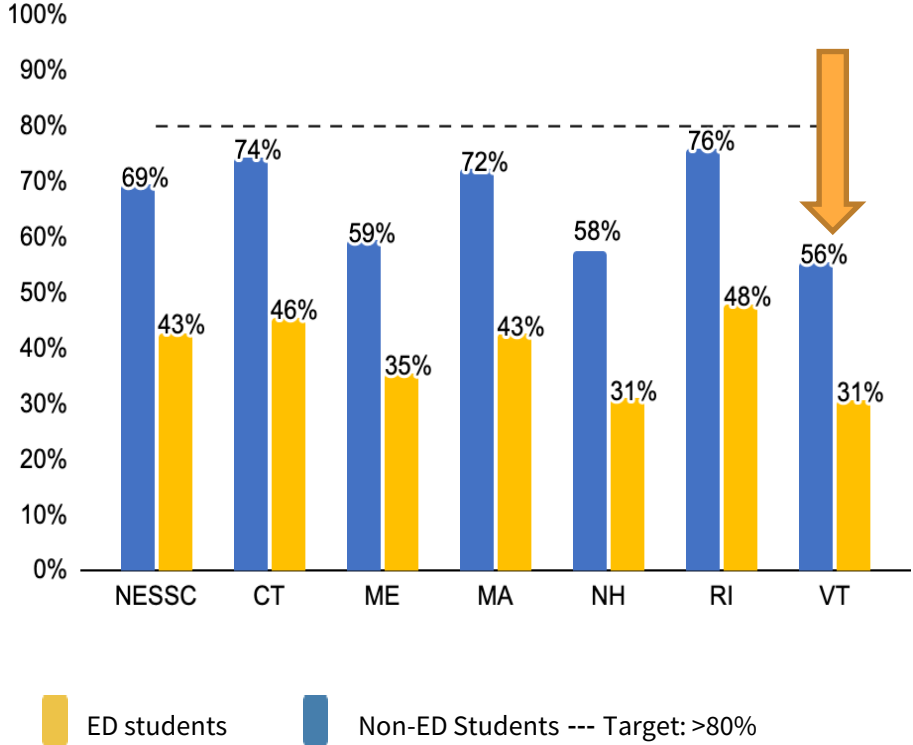
Sources: Lumina Foundation 2022 Stronger Nation Report
New England Secondary School Consortium Common Data Project 2022 Annual Report



Percentage of Vermonters 25-64 with an Associate, Bachelor's, or Graduate Degree by Race and Ethnicity, 2021

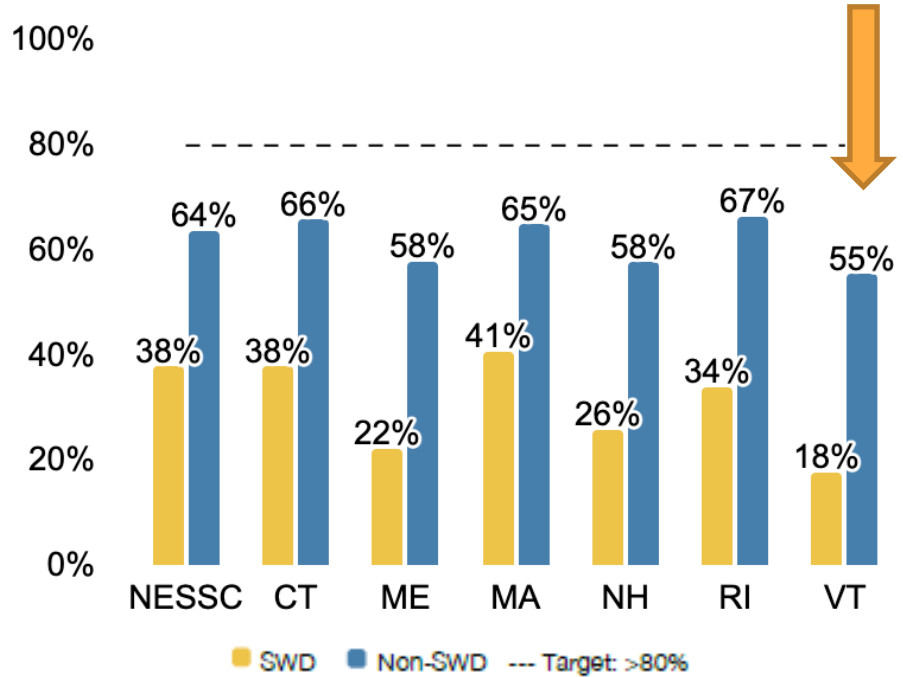


College Enrollment: Economically Disadvantaged



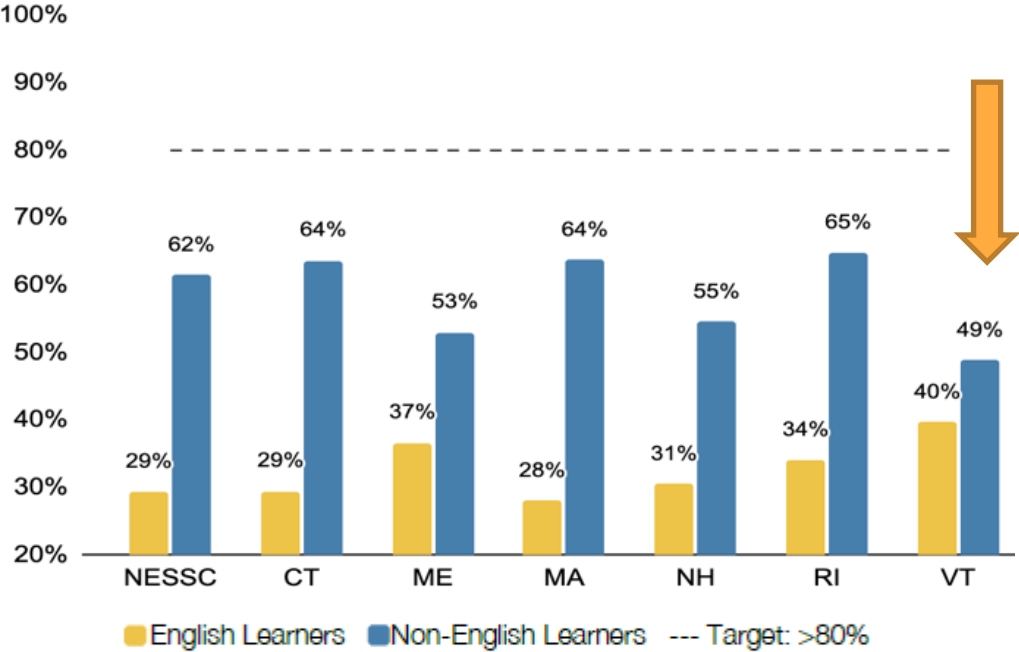
Source: New England Secondary School Consortium Common Data Project 2022 Annual Report

College Enrollment: Students with Disabilities



Source: New England Secondary School Consortium Common Data Project 2022 Annual Report

College Enrollment: English Learners



Source: New England Secondary School Consortium Common Data Project 2022 Annual Report

College Completion

College completion rate by state & year of college entry

	2009	2010	2011	2012	2013	2014	2015
NESSC	64.2%	61.8%	63.2%	65.0%	70.1%	70.4%	66.8%
CT	69.9%	65.6%	64.4%	65.8%	66.8%	66.7%	65.8%
ME	60.1%	56.2%	55.5%	64.4%	62.9%	64.3%	60.0%
MA	Not submitted to NESSC						69.2%
NH	63.7%	59.7%	67.1%	70.5%	65.7%	66.9%	67.4%
RI	49.7%	53.2%	58.5%	56.0%	59.2%	60.2%	58.2%
VT	-	67.9%	69.9%	-	71.1%	71.1%	75.8%

New England Secondary School Consortium Common Data Project 2022 Annual Report

Advance Vermont Supports the state's workforce development by:

- **Illuminating career and education pathways**, resources and supports for students, unemployed, mid-career workers, and navigators through MyFutureVT
- Bringing **credential transparency** to programs in Vermont for benefit of students, workers, employers, educators, and State
- Providing **expertise** and capacity to regional workforce and attainment efforts.
- Act 183 directed \$150k to AV to do this work

Vermont Credential Transparency Project

Goal: Inventory all postsecondary credentials available in Vermont for the benefit of prospective students, workers, education and training providers, and state leaders.



Apprenticeship



Badge



Certificate



Certification



Degree



Diploma



License



Micro-Credential

Vermont's free one-stop shop for
education and career resources.



MyFutureVT.org



Advance Vermont

3 Entry Points.

Every user will have different goals.
Our hope is to meet them where they are.



EXPLORE CAREERS



FIND TRAINING AND EDUCATION



GET SUPPORT

Top 500 Careers in the State

FILTERS

RESET

514 Results

Search

🔍 Type your keywords here...



Accountants and Auditors

OVERVIEW

INTERESTS

💰 \$33

Median Wage

📅 2540

Projected Openings

LEARN MORE ABOUT JOB



Actors

OVERVIEW

INTERESTS

💰 \$23

Median Wage

📅 42

Projected Openings

LEARN MORE ABOUT JOB



Adhesive Bonding Machine Operators and Tenders

OVERVIEW

INTERESTS


💰 \$18

Median Wage

📅 40

Projected Openings

LEARN MORE ABOUT JOB



Growing List of Education/Training Programs

FILTERS

RESET

383 Results

Search



+ COMPARE

21st Century Media & Design Program | Certificate

River Bend Career & Technical Center

LEARN MORE ABOUT PROGRAM



+ COMPARE

Accounting | Associate Degree

Community College of Vermont

LEARN MORE ABOUT PROGRAM



+ COMPARE

Accounting | Associate Degree

Champlain College

LEARN MORE ABOUT PROGRAM




+ COMPARE



+ COMPARE



+ COMPARE




Connection to Education/Career Support Services

FILTERS

RESET

69 Results

Search

 Type your keywords here...



Career Resources Centers

Vermont Department of Labor



Topic

Career



Location

Statewide

LEARN MORE ABOUT THIS RESOURCE

Internship Opportunities

Vermont Businesses for Social Responsibility



Topic

Education And Training



Location

Statewide

LEARN MORE ABOUT THIS RESOURCE

Adult Education and Literacy



Topic

Education And Training



Location

Statewide

LEARN MORE ABOUT THIS RESOURCE

Education and Outreach Counselors

Vermont Student Assistance Corporation



Topic

Education And Training



Location

Statewide

Career Support

HireAbility Vermont



Topic

Education And Training



Location

Statewide

LEARN MORE ABOUT THIS RESOURCE

Career Support for New Vermonters

Association of Africans Living In Vermont




Topic

Career



Location

Champlain Valley



New: Sitewide Translation



EXPLORAR
PROFECIONES
▼

ENCUENTRE
EDUCACIÓN Y
CAPACITACIÓN
▼

CONSIGUE AYUDA
▼



 CONSIGUE AYUDA

Tu camino. Tu futuro.

Bienvenido a su recurso gratuito en línea para ayudarlo a dar el siguiente paso en su educación y trayectoria profesional.











New: Program Comparison Tool

Compare Programs

[Return to program page](#)

[Share Link](#)

	 Advanced Accounting Certificate Champlain College VIEW PROGRAM	 Bookkeeping Certificate Community College of Vermont VIEW PROGRAM	 Accounting Master's Degree Castleton University VIEW PROGRAM	 Accounting Bachelor's Degree Northern Vermont University VIEW PROGRAM
 Program name	Advanced Accounting	Bookkeeping	Accounting	Accounting
 Institution	Champlain College	Community College of Vermont	Castleton University	Northern Vermont University
 Credential type	Certificate	Certificate	Master's Degree	Bachelor's Degree



New Blog to Spotlight Info and Career Paths



EXPLORE CAREERS



FIND EDUCATION AND TRAINING



GET SUPPORT



GET HELP

Discovering Vermont's Most Promising Jobs

As you're considering the next step on your career and education journey, you may find it helpful to start with getting to know the most promising jobs in Vermont. Every other year, this list of high-pay, high-demand jobs is published by the J. Warren & Lois McClure Foundation and the Vermont Department of Labor and updated on MyFutureVT. Here's what you need to know about the latest data:

81,650 job openings

From teachers to computer systems administrators to carpenters, there are 81,650 combined openings over the next 10 years in jobs that are considered to be both high-pay and in high-demand. Each will have at least 500 openings and pays above the state median wage of \$22.55, adding up to a yearly salary of nearly \$47,000 or more.

Explore More

☰ Related Posts

5 Job Fair Tips



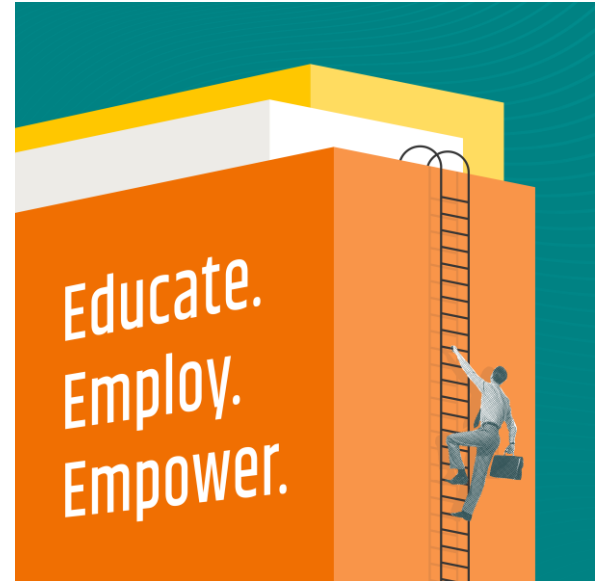
Unlock free money through the FAFSA



How to get started on your education journey 

Policy Priorities

- Make education and training more **affordable**
- **Increase funding** for higher education
- **Align** education and workforce development efforts
- Invest in tech-enabled, place-based **navigation services** for career and education pathway exploration and **credential transparency**



Policy Priorities

- **Incentivize** development of short-term programs, competency-based learning, and other flexible offerings
- **Strengthen transition** from high school to ed/training
- **Build state capacity** through support of intermediaries and partnerships
- **Address basic needs** such as housing, food, child care, emergency expenses, and transportation



Thank you



Visit advancevermont.org
for more information

Follow us on [Twitter](#) and [Facebook](#)
[@advancevt](#)

Tom Cheney, Executive Director
Cheney@vsac.org
802.233.1378