



Department of Corrections

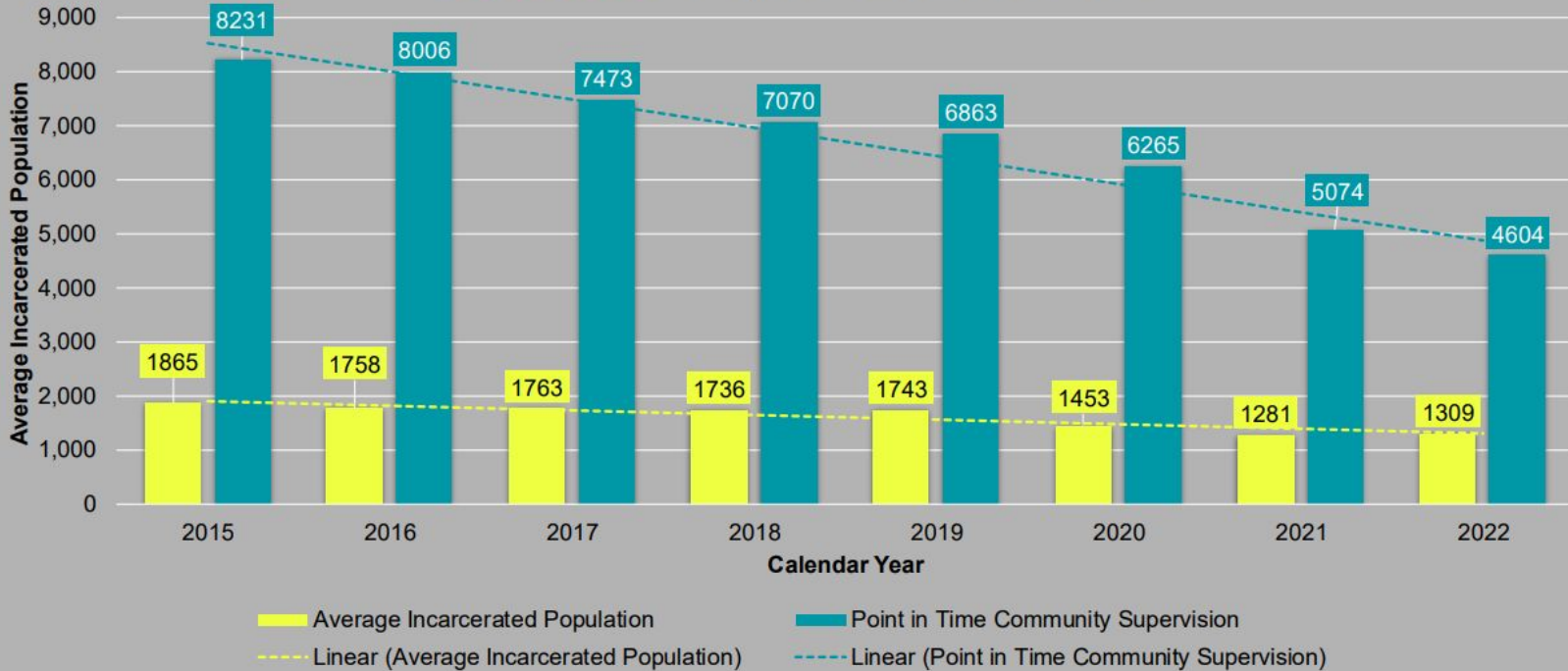
January 26, 2023



Justice Reinvestment has been a clear success



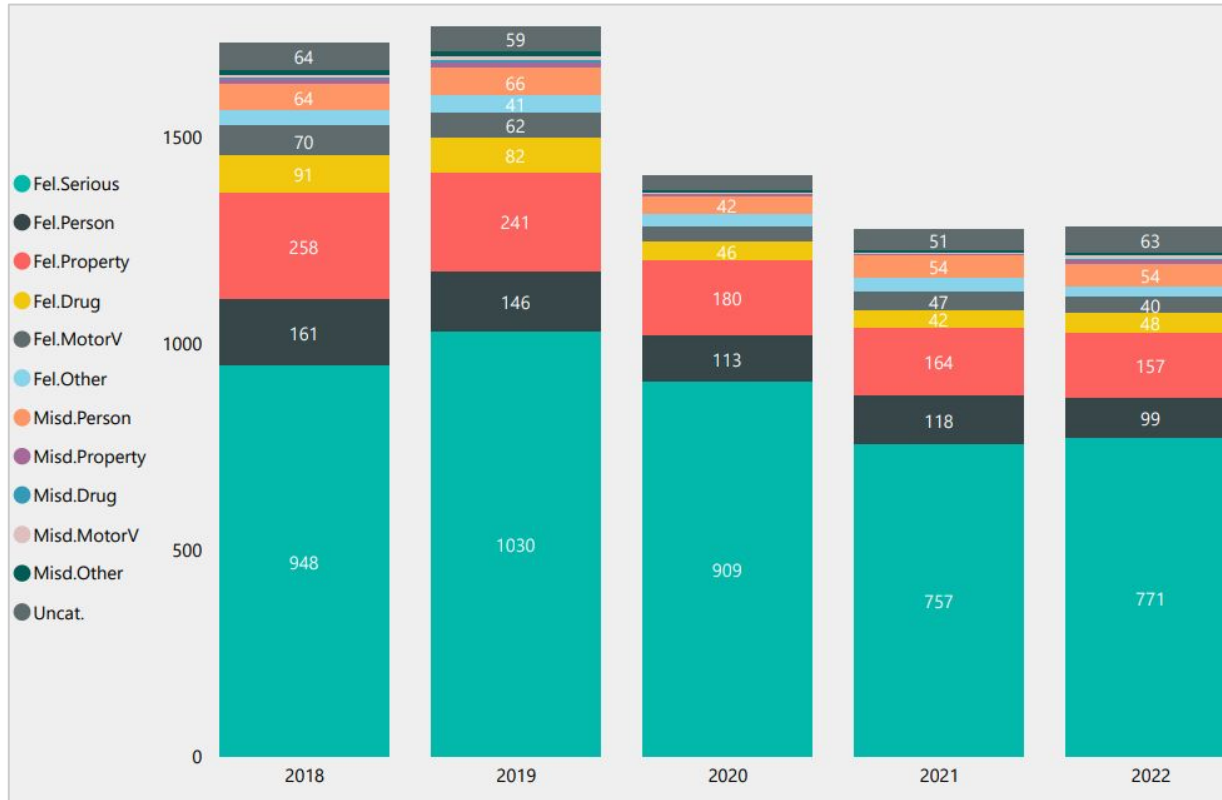
Vermont DOC: Average Incarcerated & Point-in-Time Community Supervision* Populations 2015-2022



- 30% decrease in average incarcerated population from 2015-2022; 7% decrease in this population from 2015-2018
- 44% decrease in point-in-time community supervision population from 2015-2022; 14% decrease from 2015-2018

*Point-in-time dates are June 30th of each year with the exception of 2015 with a first available date of December 14th

Incarcerated Population by Crime Type 2018-2022

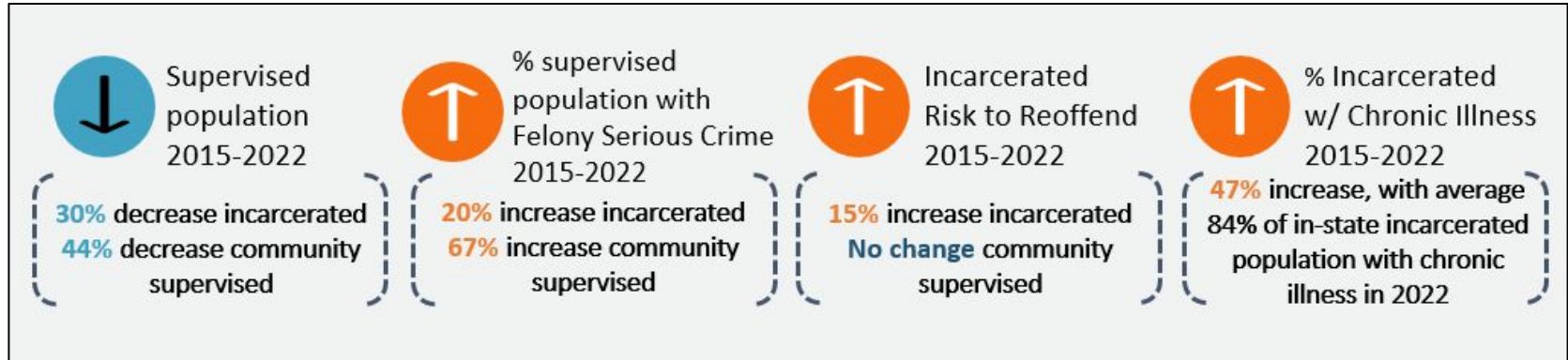


Data as of 12/31/22; uncategorized/hold status relates to federal detainee population; full reports available at: <https://doc.vermont.gov/content/research-and-data>

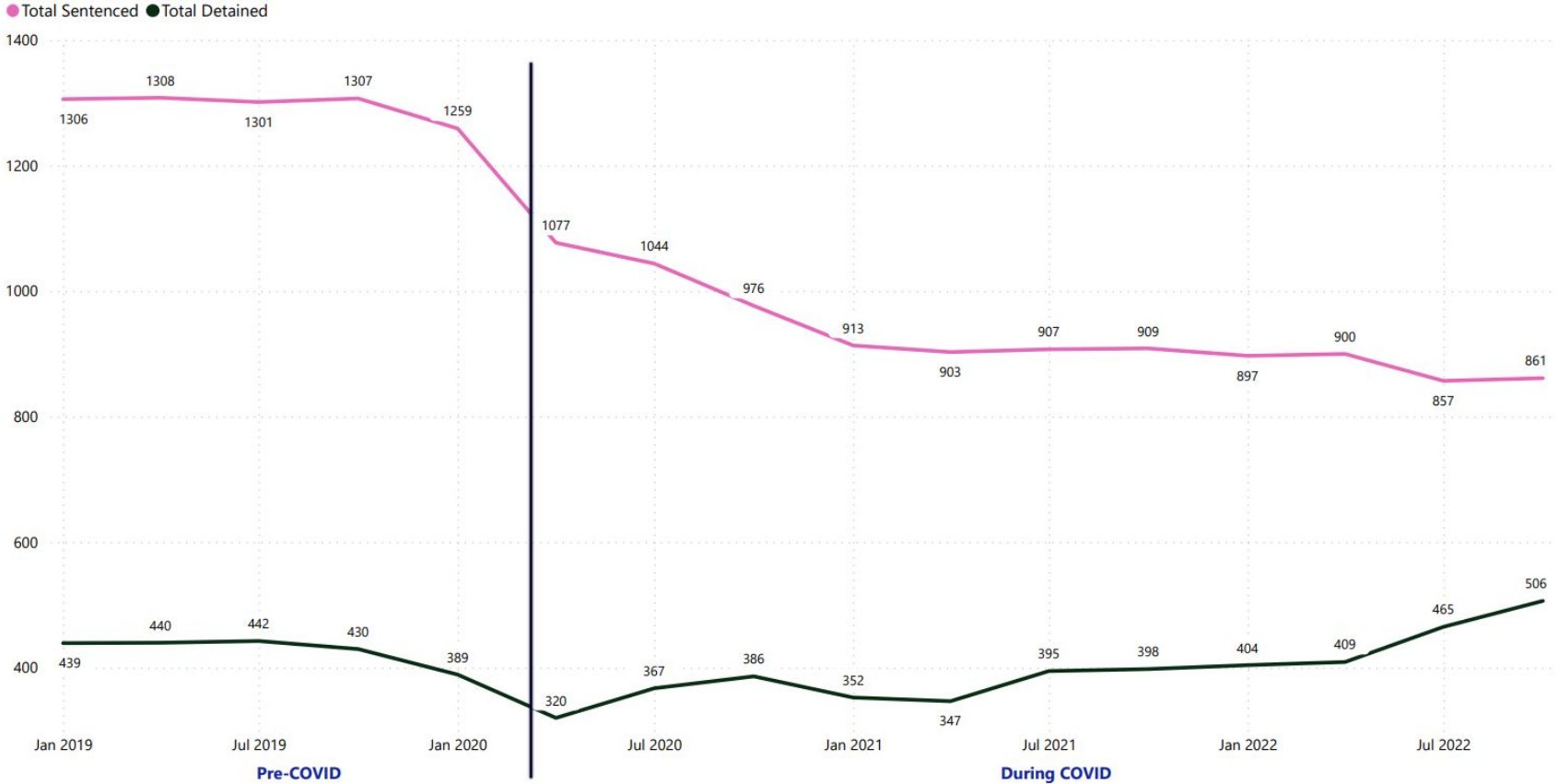
DOC Population Change



Vermont's incarcerated & community supervision **populations have changed** in recent years, resulting in population with **greater levels of need & higher risk to reoffend**.



Vermont Department of Corrections: Quarterly Sentenced Individuals and Detainee Averages 2019-2022



Total Sentenced = all individuals incarcerated by VTDOC who were sentenced for crime(s); **Total Detained** = all individuals incarcerated by VTDOC who are detained for crime(s).

Vermont Justice Reinvestment



Out of State Bed Savings:

- FY21: **\$777,170**
- FY22: **\$1,986,000**

FY22 savings attributable to reduced number of individuals housed at CoreCivic Tallahatchie County Correctional Facility (TCCF) in Tutwiler, MS.

S.14: Discussion



DOC Reporting Capabilities

- Across DOC facilities and field offices
- Trends among incarcerated and supervised populations in Vermont
 - See Research & Data [reports](#), including annual [Budget Report](#)
- Recidivism data from 2019 and before (three-year data lookback)
- Out of state bed counts
- Funding allocations

Contact



Isaac Dayno

Executive Director of Policy & Strategic Initiatives

(802) 793-4392 • isaac.dayno@vermont.gov



Appendix

S.14: New Language



The report... shall include an assessment of the impacts that Justice Reinvestment II expenditures and its related initiatives have had on crime and violence in the State.

The report shall explain whether the expenditures are effectively reducing crime and violence and if not, why.

The report shall include any data related to reductions in recidivism; violations of conditions of release, probation, parole, furlough, and whether any new offenses occur; and classify any violations or offenses committed as criminal or civil in nature.



Crime Types & Booking Status

Crime Type by Booking Status | N=1354

Crime Type	Detained	Hold	Sentenced	Total
01:Fel./Serious	284		535	819
02:Fel./Person	26	1	82	109
03:Fel./Property	43		119	162
04:Fel./Drug	21	1	30	52
05:Fel./MotorV	8		27	35
06:Fel./Other	12		16	28
07:Misd./Person	23		33	56
08:Misd./Property	2		1	3
09:Misd./Drug	1		1	2
10:Misd./MotorV	3	1	7	11
11:Misd./Other	5			5
Uncategorized		72		72
Total	428	75	851	1354

Crime Type Examples:

01:Fel./Serious: Aggravated Assault, Aggravated Sexual Assault, Murder

02:Fel./Person: Assault and Robbery, Lewd and Lascivious

03:Fel./Property: Burglary Occupied, Grand Larceny, Arson

04:Fel./Drug: Dealing, Trafficking, Possession and Sale

05:Fel./MotorV: DUI3 or more

06:Fel./Other: Obstruction of Justice, Fugitive

07:Misd./Person: Domestic Assault, Simple Assault

08:Misd./Property: Unlawful Trespass, Retail Theft

09:Misd./Drug: Possession of drugs

10:Misd./MotorV: Careless and Negligent Operation

11:Misd./Other: Violations Conditions of Release

Note: All Uncategorized Crime Types have a Hold Status

Data as of 12/31/22; uncategorized/hold status relates to federal detainee population; full reports available at: doc.vermont.gov/content/research-and-data



FY21 OOS Bed Savings: \$777,170

JR Item	JR Amount
Offender Management Service (OMS) System Enhancements	\$60,140
Vermont Network Against Domestic & Sexual Violence Domestic Violence Accountability Programming (DVAP)	\$300,000
Flint Spring Associates contract for public market research for CJs	\$100,000
CJC Earmarks (COLA, CJC site parity, DEI training)	\$317,030
Total Spent	\$769,590

Note: \$7,580 remaining from unspent CJC DEI initiatives.

FY22 OOS Bed Savings: \$1,986,000



JR Item	JR Amount
OMS Intelligence Layer Study	\$290,000
Committed to Vermont Network	\$350,000
Total Currently Allocated	\$640,000
Total Remaining Unallocated	\$1,346,000