



# Vermont's Tuition System

Oliver Olsen  
April 21, 2023

Tel: 802-585-5435  
Email: [oliver@oliverolsen.com](mailto:oliver@oliverolsen.com)



# 2023 Taconic & Green Advisory Article



Shall the Taconic & Green Regional School District advise the School Board, the Vermont General Assembly and Governor that:

1. Because our district does not operate a public high school, students have the opportunity to choose from a variety of public and independent high school options;
2. The electorate does not support the public funding of any school that discriminates against students or staff on the basis of race, creed, color, national origin, disability, marital status, sex, sexual orientation, or gender identity;
3. The electorate supports the current structure of independent schools having autonomy over their governance and operations within the current regulatory framework. This structure of oversight has enabled our districts to make high school education available, as required by the State of Vermont, while maintaining confidence that the schools serving our students provide a high quality of education; and
4. The electorate opposes efforts to change the current structure in a way that eliminates educational opportunities made possible by our current practice of high school choice. The electorate believes our current local educational system, in a great example of Vermont traditions, has evolved within this current structure, through a high level of community commitment and an appropriate exercise of local control, to provide high quality, equitable educational opportunities for our students.

**PASSED: YES - 90.7%**  
**NO - 9.3%**

## Member Towns

### Bennington County

- Dorset
- Landgrove
- Manchester
- Peru
- Sunderland

### Rutland County

- Danby
- Mt. Tabor

### Windham County

- Londonderry

### Windsor County

- Weston

# State Aid & Independent Schools

## BBS ineligible for some state aid

**MANCHESTER** — Students from Burr and Burton Seminary (BBS) a private high school here, are not eligible for 50 per cent transportation costs to attend vocational education centers, according to Arthur Ericson, state director of education.

## *State building aid for BBS? Only if it changes its status*

“Vermont Department of Education Director of Administrative Services Edward J. Fabian told the school directors and an audience of more than 30, which included several BBS trustees, that **if Burr and Burton wants 30 percent state funding for improvements to the present campus it will either have to go public or change its self-perpetuating board of trustees** so two-thirds of them are appointed by the selectmen.”

- Bennington Banner, Feb 25, 1975

“Responding to a question from the audience, Ericson explained that the **funding is not available to BBS because it is a private institution and the law specifically states that transported students must be picked up from a ‘public high school’**. Ericson said BBS parents would have to appear before the state board of education or go through their legislators to have the wording of the law changed.”

- Bennington Banner, Mar 29, 1977



# Average Announced vs. Allowable Tuition

## Average Announced Tuition - 16 V.S.A. § 826

Set by the school board in January and applicable to non-resident students attending the school from a non-operating district. The tuition is an *estimation* of what the receiving school district anticipates the actual cost to be.

## Allowable Tuition (AKA Net Cost per Pupil) - 16 V.S.A. § 825

The *actual* net cost per pupil - i.e. what the tuition should have been when actual costs are calculated. This is calculated by the AOE once actual costs are known. Under 16 V.S.A. § 836 a sending school district can recover for tuition overcharges and a receiving school district can seek additional funds to cover tuition undercharges.

## Implications

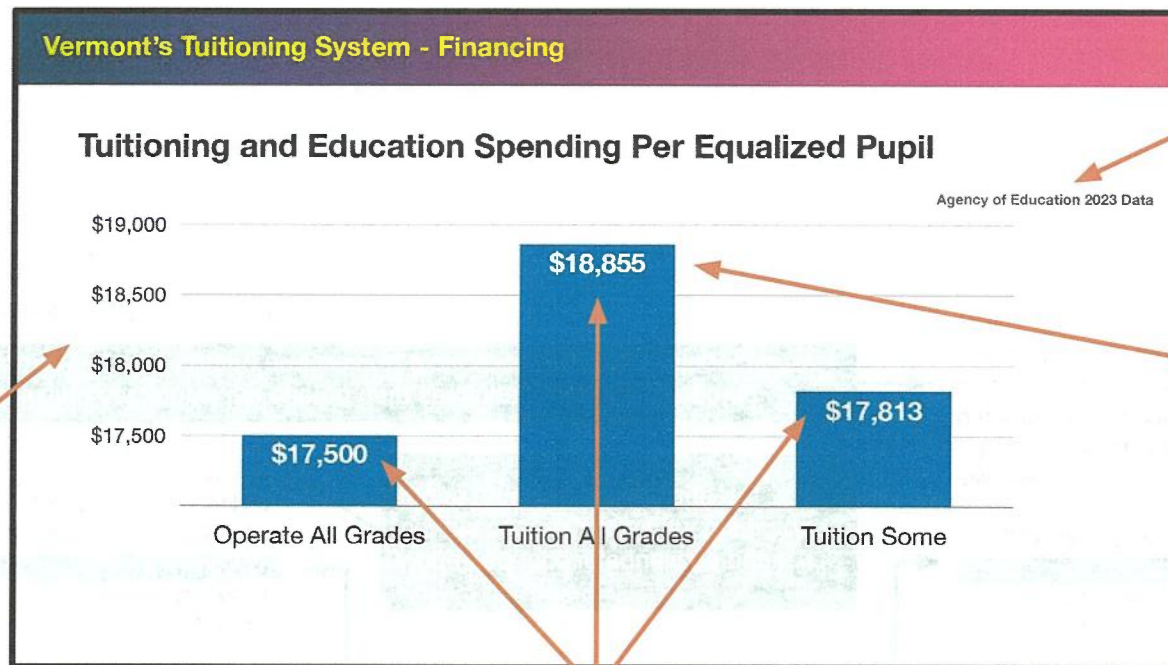
Underestimating of Announced Tuition leads to lower actual tuition charged by independent schools than the actual net cost per pupil - 6% lower in FY21.

## FY21 Average Secondary Tuition

Announced:	\$16,387
Allowable:	\$17,236
Difference:	\$1,003

Source: AOE FY21 Final Allowable Tuition Report & FY21 Announced Tuition Report

# Analysis of Odell Presentation - Slide 20



Truncated Scale

AOE Attribution

Calculated from Altered Data

Unweighted Averages

# Analysis of Odell Presentation Data Set

## Altered Data Set Attributed to AOE

Tuition All Grades	
Winhall	19,782.50
Stratton	16,087.46
Searsburg	16,233.68
Pittsfield	14,829.94
Ira	16,277.36
Sandgate	15,952.48
Stannard	17,950.59
Jay	18,777.58
Westfield	15,137.46
North Bennington ID	19,010.99
Morgan	12,878.16
<b>Buels Gore</b>	<b>43,900.00</b>
Granville-Hancock USD 80	19,588.09
Northeast Kingdom Choice SD 65	17,564.10
<b>AVG</b>	<b>18,855.03</b>

Ferdinand (with 1 pupil) was removed from data set, but the author chose to retain Buel's Gore, even with anomalous data with 3 pupils that dramatically skewed unweighted average

Wide variance in equalized pupil counts causes significant distortions in the unweighted average

Analysis of the full data set shows the altered data set impacted the unweighted average, and also shows unweighted and weighted averages with and without gores

## Data Set Including Eq. Pupils & Missing Gore

Tuition All Grades		
School District	Eq. Pupils	Per Pupil Spending
Winhall	236.69	\$ 19,782.50
Stratton	62.95	\$ 16,087.46
Searsburg	18.09	\$ 16,233.68
Pittsfield	56.82	\$ 14,829.94
Ira	41.80	\$ 16,277.36
Sandgate	55.41	\$ 15,952.48
Stannard	15.34	\$ 17,950.59
Jay	48.25	\$ 18,777.58
Westfield	36.48	\$ 15,137.46
North Bennington ID	155.57	\$ 19,010.99
Morgan	38.29	\$ 12,878.16
Granville-Hancock USD 80	88.65	\$ 19,588.09
Northeast Kingdom Choice SD 65	292.44	\$ 17,564.10
<b>Buels Gore</b>	<b>3.13</b>	<b>\$ 43,900.00</b>
<b>Ferdinand</b>	<b>1.00</b>	<b>\$ -</b>

Averages		
Calculation w/ Altered Data Set	\$	<b>18,855.03</b>
Unweighted average without gores	\$	<b>16,928.49</b>
Unweighted average with gores	\$	<b>17,598.03</b>
Weighted average without gores	\$	<b>17,835.00</b>
Weighted average with gores	\$	<b>17,890.39</b>

Source: spreadsheet referenced in Odell presentation

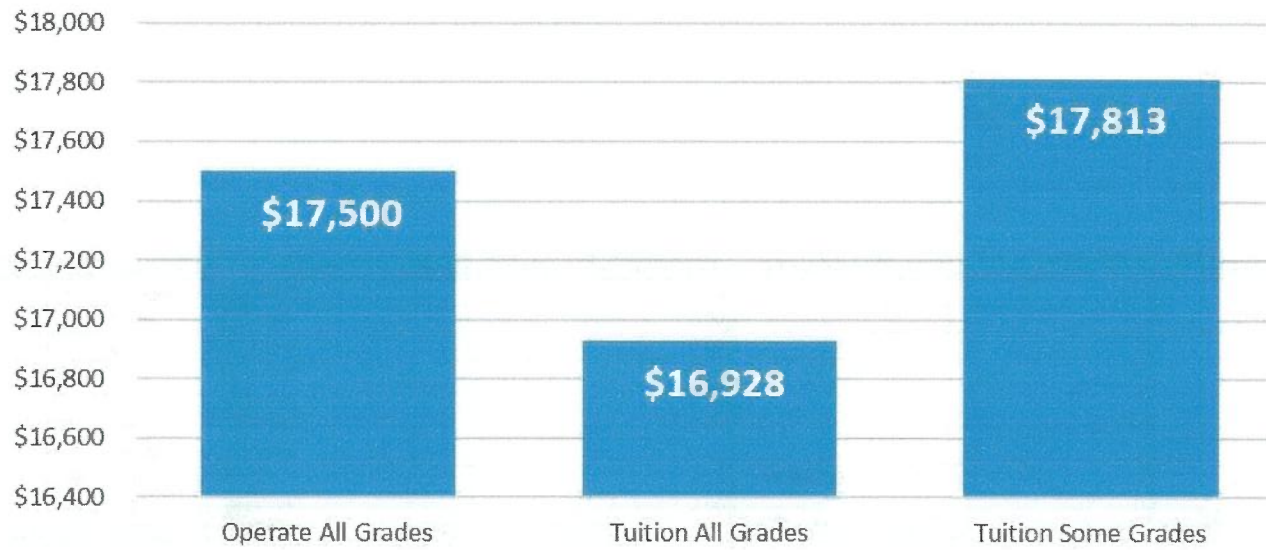
# AOE Disclaimer Regarding Gores

	A	B	C	D	E	F	G	H	I	J	K	L	M	N
1														
2				** Gores and Unorganized Towns have not been included in statewide rankings										
3	District Name	LEA	County	Grades	Operated	FY2023 Equalized Pupils	FY2023 Budgets per Equalized Pupil	Budget per EqPup	** State Rank of Group Rank	Budgets per Equalized Pupil	FY2023 Education Spending per Equalized Pupil	Rank of Education Spending Per Equalized Pupil	Equalized Homestead Tax Rate	
4	<b>Gores and unorganized towns</b>													
85	Ferdinand	T258	Orleans	none		1.00	-	1	0	-	0	1		
86	Buels Gore	T255	Chittenden	none		3.13	43,900.00	2	0	43,900.00	0	1		
87	Glastenbury	T259	Bennington	none		0.00	-	3	0	-	0	1		
88	Averill	T256	Essex	none		0.00	-	3	0	-	0	1		
89	Avery's Gore	T257	Essex	none		0.00	-	3	0	-	0	1		
90	Lewis	T260	Essex	none		0.00	-	3	0	-	0	1		
91	Warner's Grant	T262	Essex	none		0.00	-	3	0	-	0	1		
92	Warren Gore	T263	Essex	none		0.00	-	3	0	-	0	1		
93	Somerset	T261	Windham	none		0.00	-	3	0	-	0	1		
94	N = 9	<b>9 Group Data</b>				4.13	40,776.51			40,776.51				

# Recalculated without Gores



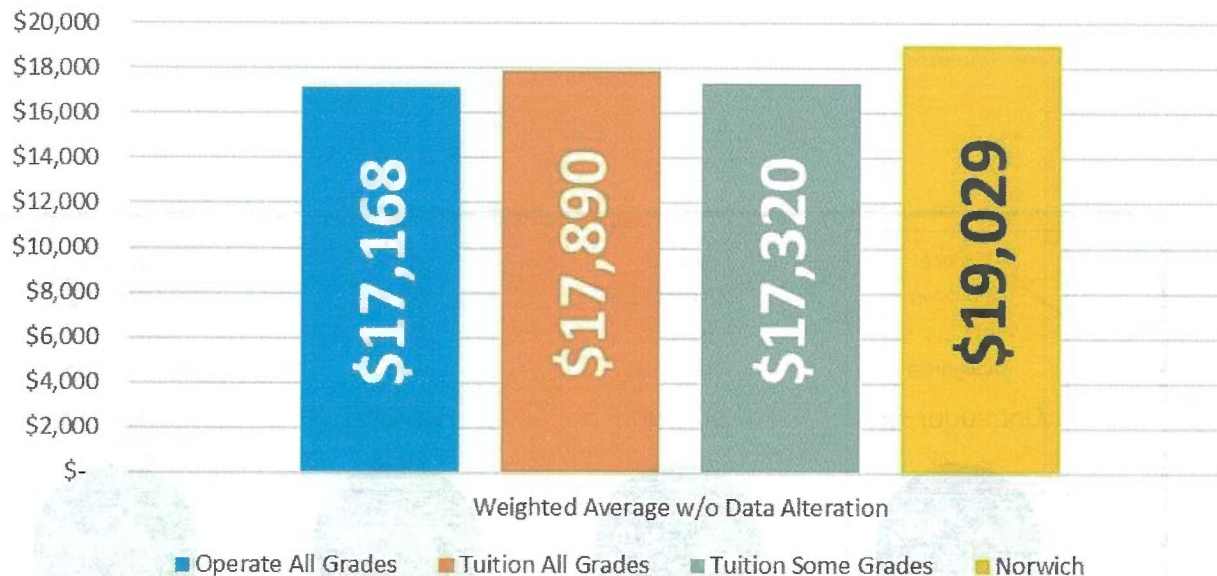
FY23 Ed Spending Per Pupil  
Unweighted Average Excluding Gores



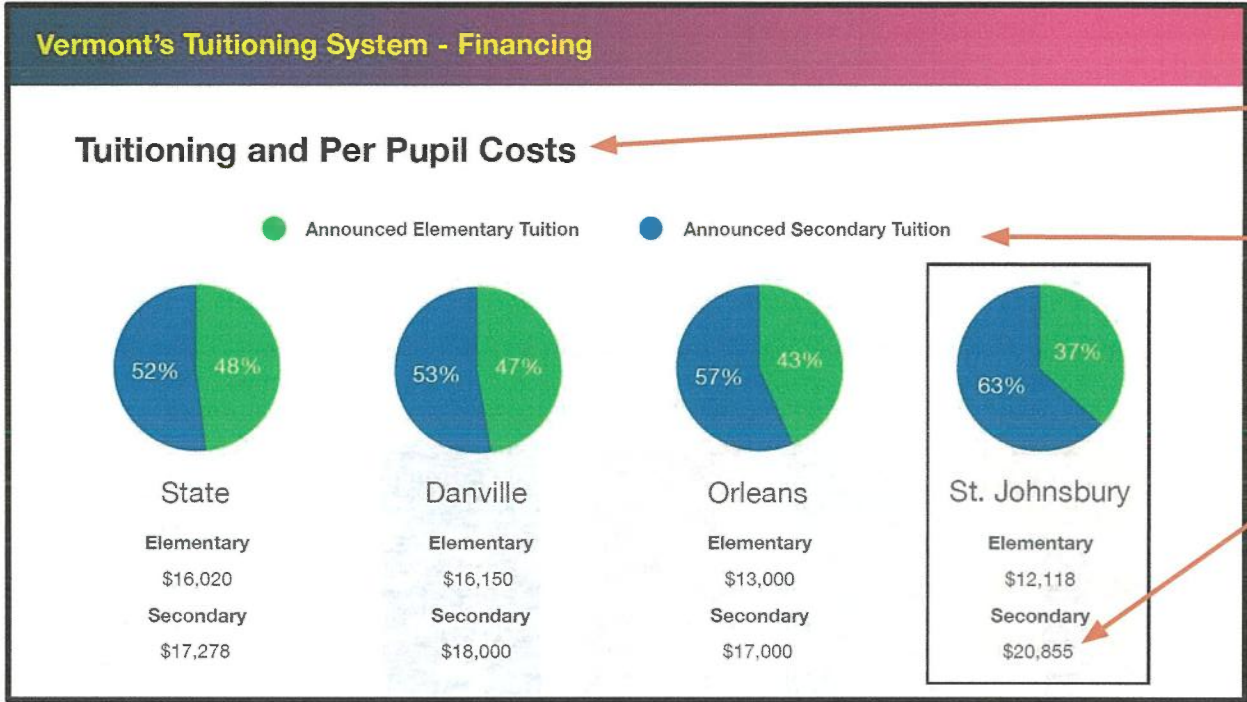


# Weighted Averages w/o Data Alteration

Comparison of FY23 Ed Spending Per Pupil  
(Full Scale)



# Analysis of Odell Presentation - Slide 21



Tuition Rates -  
Not Actual Costs

FY23 *Announced*  
Tuition

FY23  
St. Johnsbury  
Academy Tuition

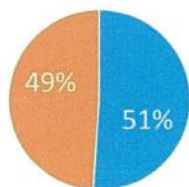
# Comparison of Actual Tuition Costs



FY21 Allowable Elementary Tuition



FY21 Allowable Secondary Tuition



**State**

**Elementary**  
\$16,763

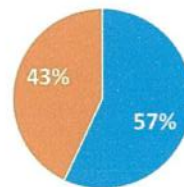
**Secondary**  
\$17,236



**Danville**

**Elementary**  
\$17,397

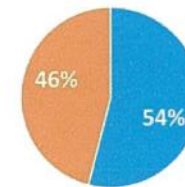
**Secondary**  
\$17,070



**Orleans**

**Elementary**  
\$13,334

**Secondary**  
\$17,656



**St. Johnsbury**

**Elementary**  
\$15,565

**Secondary**  
\$18,500\*

\* St. Johnsbury Academy FY21 Actual Tuition

Source: AOE FY21 Final Allowable Tuition Report & FY21 Announced Tuition Report (for St. Johnsbury Academy Tuition)