

NET ZERO ENERGY

BURLINGTON VERMONT



Burlington Electric Department (BED)

- Burlington's municipal electric utility
 - Public Power since 1905
 - 118 employees, including the McNeil Generating Station
 - Third-largest electric utility in Vermont
- 21,000+ customers
 - ~17k residential / ~4k commercial and industrial
 - 5500-6,000 residential accounts turn over each year
- Electricity facts:
 - Summer Peak: ~65 MW / Annual energy Use: ~330,000 MWH
 - McNeil is the largest energy producer in Vermont with Vermont Yankee retirement
 - 100% of power from renewable generation as of 2014





MF Charger Rebates

MULTI-FAMILY PROPERTIES

- Increases convenience and availability of charging
- Provides a return on your investment
- **Property Owners/Managers:** Make your property more desirable and take an active part in Burlington's Net Zero Energy future with EV charging stations.
- **Residents:** Encourage your property manager or condo association to take advantage of EV charging to improve the value and long-term enjoyment of your home.

REBATE: \$1,200 FOR SMART CHARGING (WITH OR WITHOUT PUBLIC ACCESS)

The first option requires a multi-family property to install at least one of the eligible chargers listed on [EVmatch's website](#). This option provides a bonus incentive of \$250 per charger for eligible properties that have more than 15% of their units designated as low-to-moderate income housing and an additional incentive of \$300 per charger if the charger is made available to the public from 9am to 5pm during the week. This option requires the recipient to use EVmatch as the software provider to recover the cost of charging by individual users and to make the chargers available to the public as well if they so choose.

REBATE: \$1,000 FOR STANDARD CHARGING

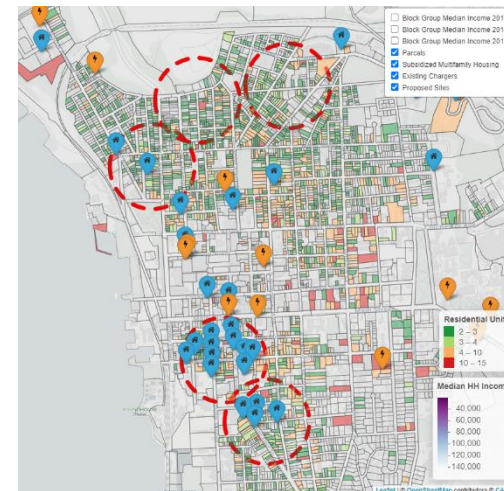
This option is for multi-family properties who are looking to provide charging as an amenity to their residents and does not include a charging software platform to recover the cost of charging by individual users. A level 2 charger is required with a rated amperage of 30 or above. This option also includes a \$250 additional incentive for eligible properties with more than 15% of their units designated as low-to-moderate income housing.

EV Charger - Multi-Family
Online Rebate Form »

EV Charger - Multi-Family
Terms & Conditions »

Have more questions about EVMatch? Visit their [Frequently Asked Questions](#) page.

MF Grant – Drop Down Chargers





CY2024 BED Tier 3 and Net Zero Energy Programs

- ❑ **EV rebate** of \$2,300, or \$3,000 for low/moderate income (LMI) customers up to 80% area median income
- ❑ **PHEV rebate** of \$2,000, or \$2,300 for LMI customers
- ❑ **Pre-Owned EV/PHEV rebate** - \$1,300, or \$1,500 for LMI customers
- ❑ **Residential Level 2 Charger** up to \$900 with EV purchase (New / Pre-Owned)
- ❑ **EV finance partnership with three credit unions**
- ❑ **Multifamily charger rebate** up to \$1,500, \$1,750 for LMI customers (+15% of units)
- ❑ **EV Workplace Charging Station Incentive** of up to \$10,000
- ❑ **EV Public Chargers** – 18 stations and 33 ports
- ❑ **E-Motorcycle** - \$500 rebate
- ❑ **E-Bus incentive** – two buses delivered in 2020
- ❑ **E-Bike rebate** of \$200, 0% loans for low-income customers

BED Public Charger Installations / Year

Year	Level 2	DCFC
2023	6	2
2024	9	3
2025	13	4
2026	17	5
2027	23	7



Burlington EV Information based on Tier 3 incentives

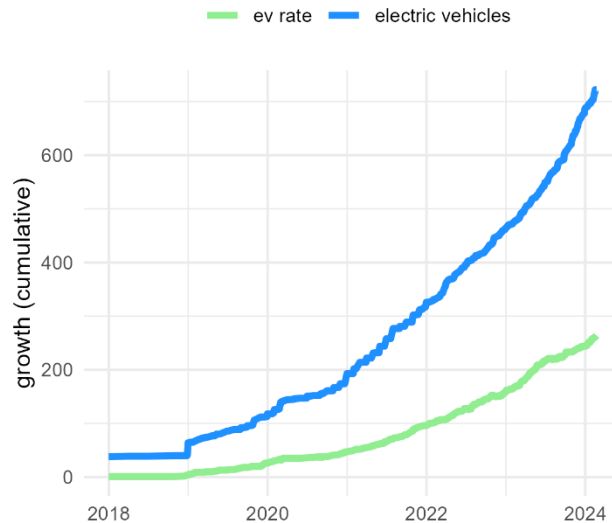
- 722 EV/PHEV rebates since May 2017 (DMV 2022 data, 699)
 - 145 low/moderate income enhanced rebates
 - 5 finance loans through credit union partners
 - +260 customers signed up for EV rate (as of Feb. 2024)
- 202 home Level 2 EV charging station rebates
- 30 Multifamily Level 2 EV Charging station rebates



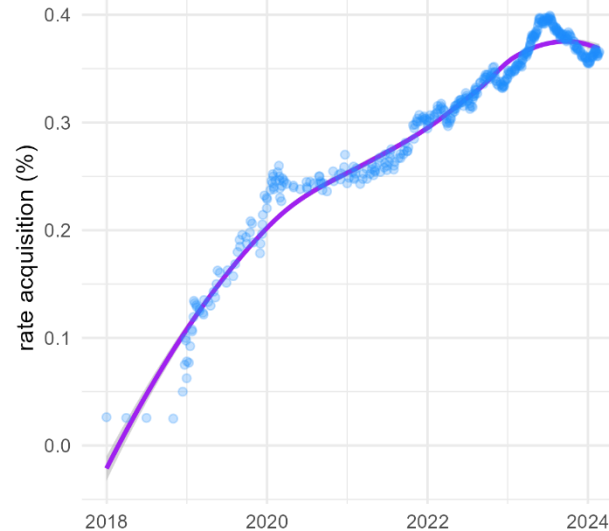


~40 percent of EV owners join the Electric Vehicle Rate

EV and Rate Growth



Adoption of Smart Charging





EV Rate Investment and Payback for Customer

Average annual EV charging credit: \$148 (based on EVSE charging)

EVSE	750	750
Install	500	1500
EVSE Rebate	(900)	(900)
Total Cost	350	1,350
Simple Payback (years)	2.7	9.1
Simple Payback w/o rebate (years)	8.5	15.2