

Agency of Administration  
DEPARTMENT OF TAXES



Kristin L. Clouser, Secretary  
Craig Bolio, Commissioner

Fiscal Year 2024 Budget Request

Photo: Groton State Forest view from Owl's Head

# *Fiscal Year 2024 Budget Request*

*Agency of Administration*

**D E P A R T M E N T O F  
T A X E S**

**Kristin L. Clouser, Secretary**

*Craig Bolio, Commissioner,*

*Rebecca Sameroff, Deputy Tax Commissioner*

*Andrew Stein, Chief Operating Officer*

*Sharon Asay, Tax Finance Director*

*Budget Development*

*Holly S. Anderson, AoA Chief Financial Officer*

*Brenda Berry, AoA Deputy Chief Financial Officer*

*Jason Pinard, Financial Director II*

*Fiscal Year 2024 Budget Request  
table of contents*

*Agency of Administration*  
**D E P A R T M E N T O F**  
**T A X E S**

Governor’s FY2024 Recommend, Summary & Highlights	4
FY2023 to FY2024 Crosswalk	7
Program Performance Measures Budget Reports	13
Budget Rollup Report	15
Budget Detail Report	18
Personnel Summary Reports & Organizational Charts	27
Interdepartmental Transfers Receipts Report	42
Grants to Non-State Government Entities Report	43

# Vermont Department of Taxes FY 2024 Budget

---

## Mission

Our mission is to serve Vermonters by administering our tax laws fairly and efficiently to help taxpayers understand and comply with their state tax obligations.

## Be a model for service-oriented tax administration

### Our Goals

---

Service-oriented tax administration improves compliance rates, increases taxpayer satisfaction, and enhances engagement with our community. By helping Vermont's taxpayers understand their tax liabilities and making tax filing and payment as easy as possible, we enable our taxpayers to meet their tax obligations, supporting the voluntary reporting structure that is the bedrock of the U.S. tax system. We strive to provide user friendly systems, clear guidance, and easy ways to contact the Department when taxpayers need help.

## Reduce the tax gap

---

The tax gap represents the difference between the amount of taxes that should have been paid to Vermont and the amount that was paid. Unreported, underreported, and unpaid taxes all contribute to the tax gap. A study released in September 2019 by the IRS estimated the net federal tax compliance rate for tax years 2011-2013 was 85.8%. Scaling this amount to Vermont's tax collection base would result in a Vermont tax gap of over \$300 million annually. Reducing the tax gap involves both promoting voluntary compliance as well as ensuring we effectively and fairly address compliance situations where taxes are not reported and paid voluntarily.

## Be the best place to work in Vermont State Government

---

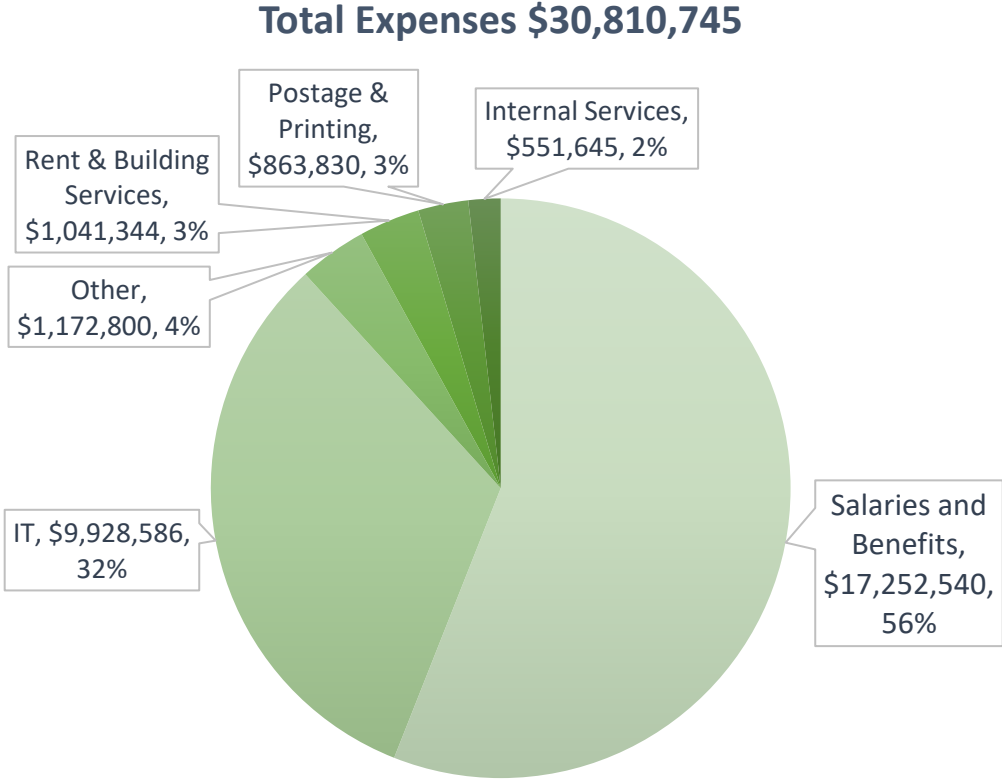
For us to rise to our mission, we must recruit and retain the most talented workforce possible. Recognizing that our agency is competing with a variety of other organizations, including private sector businesses and other government entities, we must strive to be the employer of choice within Vermont state government. By focusing on employee engagement, morale, and growth opportunities for staff, we can ensure we're providing the highest possible level of government service, as well as a great place to work for Vermonters.

# Vermont Department of Taxes FY 2024 Budget

## Our Core Values

 <b>Service</b>	 <b>Integrity</b>	 <b>Growth</b>	 <b>Community</b>
<p>We lean into problem solving.</p> <p>We are responsive to taxpayers, and we listen.</p> <p>We treat each taxpayer fairly.</p> <p>We provide reliable, clear communication and guidance.</p> <p>We promote voluntary compliance to reduce the tax gap.</p>	<p>We keep systems and confidential information secure.</p> <p>We set realistic expectations and follow through when we say we will do something.</p> <p>We collect the correct amount of tax.</p> <p>We hold ourselves accountable.</p> <p>We provide honest and accurate information.</p>	<p>We work together to adapt to new challenges and continuously improve.</p> <p>We provide a solid career path and communicate with staff to meet goals and recognize accomplishments.</p> <p>We provide educational opportunities to foster an environment that promotes professional and personal growth.</p>	<p>We work as one team across the Department.</p> <p>We encourage asking for and accepting help when needed.</p> <p>We treat all people with kindness.</p> <p>We value difference of thought, experience, and culture.</p> <p>We work across agencies towards common goals.</p>

# Vermont Department of Taxes FY 2024 Budget



## Current Initiatives

### Implement New Policies, including:

- Act 138 Tax Reforms
- Corporate Income Tax Reforms
- Cannabis Taxes
- New Local Option Tax Towns

**Maintain historically high processing efficiency this tax season**

### Complete the Vermont Property Information Exchange (VTPIE)

- Implementation of new statewide property tax IT system

**Move forward with new scanning project**

**Build on recruitment success**

**Continue process improvements on forms and VTax updates**

**Further operationalize organizational values**

# Vermont Department of Taxes FY 2024 Budget

	General \$\$	Special \$\$	Interdept'l Transfer \$\$	Total \$\$
<b>Approp #1 [Name]: FY 2023 Approp</b>	<b>21,409,826</b>	<b>2,178,388</b>	<b>34,109</b>	<b>23,472,323</b>
<b>Other Changes:</b> (Please insert changes to your base appropriation that occurred after the passage of the FY23 budget)				0
<b>FY 2023 Other Changes</b>	<b>0</b>	<b>0</b>	<b>0</b>	<b>0</b>
<b>Total Approp. After FY 2023 Other Changes</b>	<b>21,409,826</b>	<b>2,178,388</b>	<b>34,109</b>	<b>23,622,323</b>
Base Salary and Benefits increase	619,415			<b>619,415</b>
Base Retirement Increase	246,794			<b>246,794</b>
Base Benefit Rate increase (Health, Dental, Life, LTD, and EAP)	289,047			<b>289,047</b>
Vacancy Savings increase	(50,000)			<b>(50,000)</b>
Non-Salary Operational Expenditures decrease excluding ISF	(129,715)	114,581		<b>(15,134)</b>
Increase to Internal Service Fees	21,108	66,301		<b>87,409</b>
Increase in Transfer from JFO for Microsimulation Model - IDT			10,891	<b>10,891</b>
Computer Modernization Special Fund 21909 appropriation for FAST VTAX, VTIPIE, Scanning Project, and Microsimulation Model		5,200,000		<b>5,200,000</b>
New State Appraisal and Litigation Assistance Program		800,000		<b>800,000</b>
<b>Subtotal of Increases/Decreases</b>	<b>996,649</b>	<b>6,180,882</b>	<b>10,891</b>	<b>7,188,422</b>
<b>FY 2024 Governor Recommend</b>	<b>22,406,475</b>	<b>8,359,270</b>	<b>45,000</b>	<b>30,810,745</b>

**Increases:**

- Salaries, Benefits, and Retirement
- Internal Service Fees
- Tax Computer System Modernization Fund (appropriation existed; becomes part of annual budget process)
- State Appraisal and Litigation Assistance Program (new program)
- Interdepartmental Transfer for JFO-Tax shared software

**Decreases:**

- ADS Service Level Agreement
- Building Fees for Williston Office
- Vacancy Savings
- Other Operating Expenditures

# Vermont Department of Taxes FY 2024 Budget

---

## **Three Key Budget Initiatives**

### **1. Codify Tax Computer System Modernization Fund & adjust appropriation cycle and funding mechanism**

In 2007, the State established the Tax Computer System Modernization Fund (CMF) in session law to finance the modernization of the Tax Department's aging IT systems. The CMF has been fundamental to the Department's successful IT overhaul and is critical to maintaining and improving the State's revenue infrastructure and the Department's modern operations. Action on the CMF is necessary to avoid severely negative outcomes for the State and the Department, including breach of contract, halting ongoing modernization progress, and erosion of core functionality for the State. This proposal improves the transparency of the fund and sets up the State for long-term success in providing Vermonters and Vermont businesses with high levels of secure service and collecting revenues with great efficiency.

### **2. Fund the newly created State Appraisal and Litigation Assistance Program ([32 VSA §5413](#))**

Two new positions would coordinate and oversee a program with commercial appraisers to support small municipalities with limited budget and expertise to value and handle appeals of complex commercial properties in their jurisdictions. This program would be funded by Local Option Tax processing fees.

### **3. Modernize Current Use Program with one-time appropriation from Current Use Special Fund surplus**

Roughly 43% of Vermont's land area is enrolled in the Current Use program. But this program relies on an older IT system and remains heavily reliant on paper and manual processes. This proposal would shift key program functionality into the Department's existing integrated IT system, VTax, which would streamline and automate many manual, paper-intensive processes. The program not part of the initial VTax implementation because it is related to property taxes, which are not collected by the State, and it was housed in a separate system. The surplus in the Current Use special fund could be used to integrate the program into VTax and retire the old standalone current use system, as well as digitizing decades of current use records that the Department needs to maintain.



# Vermont Department of Taxes FY 2024 Budget

---

**Program:** Personal Income Tax Administration

**Goals:**

- Ensure the Personal Income Tax code is administered equitably and efficiently
- Ensure proper amount of tax is paid
- Prevent identity theft and other fraud
- Quickly provide Vermonters with valid tax refunds

Performance Measure	CY 2021	CY2022
Erroneous refunds prevented (\$)	\$6.9M	\$8.1M
Timely filed refunds issued within 45 days of due date (%)	90%	95%
Refunds issued within 30 days of filing (%)	64%	82%

# Vermont Department of Taxes FY 2024 Budget

---

**Program:** Property Tax Credit

**Goals:**

- Provide residential property tax relief to Vermonters
- Prevent improper payments

Performance Measure	CY 2021	CY2022
Property tax adjustments granted(\$)	\$187.9M	\$179M
Erroneous credits prevented (\$)	\$14.4M	\$15.6M
Claims that require manual review (%)	16%	16%

# Vermont Department of Taxes FY 2024 Budget

**Program:** Renter Credit\*

**Goals:**

- Provide housing cost relief to Vermont renters
- Prevent improper payments
- Issue valid credits to Vermonters quickly

*\*This program replaced the Renter Rebate program in 2022*

Performance Measure	CY 2021 (RR)	CY2022
Amount of renter credits granted(\$)	\$6.8M	\$6.8M
Erroneous credits prevented (\$)	\$5.6M	\$4.2M
Credits issued within 60 days of filing (%)	73%	61%

# Vermont Department of Taxes FY 2024 Budget

---

**Program:** Current Use

**Goals:**

- Provide accurate, equitable, and transparent administration of Current Use reductions
- Ensure timely and accurate determination of program enrollment
- Provide accurate data to issue payments to municipalities for foregone revenue

Performance Measure	CY 2021	CY2022
Amount of savings to landowners (\$)	\$66.6M	\$65.5M
Applications Processed by April 15 (%)	20%	20%
Average days to process applications	155	143

**Agency of Administration - Department of Taxes  
Programs Report**

Please provide a descriptive program name	Must be an appropriation level dept ID	Please provide a narrative description of the purpose of this program and the context in which it operates. State the goal of this program and answer the questions: What is the role this program play in contributing to the agency's mission? Is there a particular segment of the population served by this program?	Please provide a narrative description of the services provided by this program. Answer the questions: What do you do within this program to achieve the stated goals stated left? What specific services are provided?	Link to program's externally facing website	Calculated by formula
Program Name	Appropriation Dept ID	Program Purpose and Context	Program Services Provided	Program Website	Number of Measures Reported
Current Use	1140070000	Vermont's Current Use program aims to encourage and conserve Vermont's productive forest and agricultural lands. It is administered by the Department of Taxes' Division of Property Valuation and Review. As of January 2023, 2,531,733 acres, 15,669 landowners, and 19,259 parcels were enrolled in Current use.	The Department strives to update and provide clear guidance for landowners, consulting foresters and municipal officials. The Department provides annual training for municipal officials to help them understand and complete their statutory requirements as they pertain to Current Use. The Department works with stakeholders and partners on statutory updates and guidance.	<a href="https://tax.vermont.gov/property/current-use">https://tax.vermont.gov/property/current-use</a>	3
Personal Income Tax Administration	1140040000	The following performance metrics center around the controls and efficiencies of administering Vermont's Personal Income Tax, especially as it applies to refundable dollars going out the door. The State's Personal Income Tax applies to hundreds of thousands of Vermonters, is the largest source of revenue for the General Fund, and is used to provide key benefits like the Earned Income Tax Credit.	The Department works with the preparer community to provide updates on statutory updates and to provide training to volunteer preparers who may assist taxpayers in completing these documents. The Department publishes press releases and works with media outlets to remind taxpayers of their filing responsibilities. The Department strives to update and provide clear guidance for taxpayers and preparers on how to file these returns.	<a href="https://tax.vermont.gov/individuals/personal-income-tax">https://tax.vermont.gov/individuals/personal-income-tax</a>	3
Property Tax Credit	1140040000	Vermont's Property Tax Credit program is used to assist primary homeowners in Vermont pay statewide education property taxes based on their income. Resident households with 2021 incomes less than roughly \$140,000 may be eligible for a property tax credit to reduce what they would otherwise owe in property taxes.	The Department works with the preparer community to provide updates on statutory updates and to provide training to volunteer preparers who may assist taxpayers in completing these documents. The Department publishes press releases and works with media outlets to remind taxpayers of their filing responsibilities. The Department strives to update and provide clear guidance for taxpayers and preparers on how to file these returns.	<a href="https://tax.vermont.gov/property/tax-credit">https://tax.vermont.gov/property/tax-credit</a>	3
Renter Credit	1140330000	Vermont's Renter Rebate program has long been administered by the Tax Department as part of the Personal Income Tax filing process to assist lower-income Vermonters with the cost of rent. It is being replaced in 2021 with a new Renter Credit with more inclusive eligibility criteria, a more accessible form, new income limits, and a smooth phaseout for eligibility,	The Department works with the preparer community to provide updates on statutory updates and to provide training to volunteer preparers who may assist taxpayers in completing these documents. The Department publishes press releases and works with media outlets to remind taxpayers of their filing responsibilities. The Department strives to update and provide clear guidance for taxpayers and preparers on how to file these returns.	<a href="https://tax.vermont.gov/individuals/renter-credit">https://tax.vermont.gov/individuals/renter-credit</a>	0

**Agency of Administration - Department of Taxes  
Measures Report**

*When selecting a measure type in this column, please choose an option from the in-cell drop down (not the table header)*

*When selecting programs in this column, please choose an option from the in-cell drop down (not the table header)*

*When selecting a measure type in this column, please choose an option from the in-cell drop down (not the table header)*

*Over which kind of period is the measure calculated?*

*You will want to confirm/adjust the data points currently listed in the 2020 and 2021 columns which came from last years A-2 submission and may not truly belong in these columns. Where possible, please populate additional data in the other columns to establish a 5-year trend.*

Program Name	Measure	Measure Type	Reporting Period	2018	2019	2020	2021	2022
Current Use	Average days for Tax Dept processing	How Well?	CY	98	105	105	155	143
Current Use	Applications processed by April 15 (%)	How Well?	CY	52%	54%	39%	20%	20%
Current Use	Amount of savings to landowners (\$)	Better Off?	CY	\$63,100,000	\$64,100,000	\$66,500,000	\$66,600,000	\$65,500,000
Personal Income Tax Administration	Timely filed refunds issued within 45 days of due date (%)	How Well?	CY	90%	94%	95%	90%	95%
Personal Income Tax Administration	Refunds issued within 30 days (%)	How Well?	CY	69%	71%	73%	64%	82%
Personal Income Tax Administration	Erroneous refunds prevented (\$)	How Much?	CY	\$5,300,000	\$6,300,000	\$7,000,000	\$6,900,000	\$8,100,000
Property Tax Credit	Erroneous adjustments prevented (\$)	How Well?	CY	\$17,996,878	\$14,100,000	\$14,500,000	\$14,400,000	\$15,600,000
Property Tax Credit	Claims that require manual review (%)	How Well?	CY	35%	20%	16%	16%	16%
Property Tax Credit	Amount of property tax adjustments granted (\$)	How Much?	CY	\$182,500,000	\$183,500,000	\$188,400,000	\$187,900,000	\$179,000,000
Renter Rebate/Credit	Percentage of claims issued within 60 days (%)	How Well?	CY	35%	42%	77%	73%	61%
Renter Rebate/Credit	Erroneous rebates prevented (\$)	How Well?	CY	\$5,800,000	\$4,000,000	\$3,400,000	\$5,600,000	\$4,200,000
Renter Rebate/Credit	Amount of renter rebates granted (\$)	How Much?	CY	\$8,100,000	\$8,500,000	\$8,100,000	\$6,800,000	\$6,800,000

**State of Vermont  
Budget Rollup Report**

Organization: 1140010000 - Tax - Administration/Collection

**Budget Object Group: 1. PERSONAL SERVICES**

<b>Budget Object Rollup Name</b>	<b>FY2022 Actuals</b>	<b>FY2023 Original As Passed Budget</b>	<b>FY2023 Governor's BAA Recommended Budget</b>	<b>FY2024 Governor's Recommended Budget</b>	<b>Difference Between FY2024 Governor's Recommend and FY2023 As Passed</b>	<b>Percent Change FY2024 Governor's Recommend and FY2023 As Passed</b>
Salaries and Wages	9,657,269	9,922,522	9,922,522	10,450,447	527,925	5.3%
Fringe Benefits	5,110,888	5,888,514	5,888,514	6,472,793	584,279	9.9%
Contracted and 3rd Party Service	3,641,935	1,730,562	1,730,562	7,765,214	6,034,652	348.7%
PerDiem and Other Personal Services	24,921	289,800	289,800	334,800	45,000	15.5%
<b>Budget Object Group Total: 1. PERSONAL SERVICES</b>	<b>18,435,013</b>	<b>17,831,398</b>	<b>17,831,398</b>	<b>25,023,254</b>	<b>7,191,856</b>	<b>40.3%</b>

**Budget Object Group: 2. OPERATING**

<b>Budget Object Rollup Name</b>	<b>FY2022 Actuals</b>	<b>FY2023 Original As Passed Budget</b>	<b>FY2023 Governor's BAA Recommended Budget</b>	<b>FY2024 Governor's Recommended Budget</b>	<b>Difference Between FY2024 Governor's Recommend and FY2023 As Passed</b>	<b>Percent Change FY2024 Governor's Recommend and FY2023 As Passed</b>
Equipment	8,354	3,817	3,817	5,000	1,183	31.0%
IT/Telecom Services and Equipment	3,036,448	3,181,138	3,181,138	2,965,072	(216,066)	-6.8%
IT Repair and Maintenance Services	49,783	44,950	44,950	66,900	21,950	48.8%
Other Operating Expenses	214,376	256,791	256,791	274,478	17,687	6.9%
Other Rental	14,177	18,000	18,000	18,600	600	3.3%
Other Purchased Services	1,105,568	1,104,445	1,104,445	1,323,997	219,552	19.9%
Property and Maintenance	14,585	83,040	83,040	19,000	(64,040)	-77.1%
Property Rental	891,502	915,731	915,731	933,844	18,113	2.0%
Supplies	105,348	114,450	114,450	114,050	(400)	-0.3%
Travel	27,103	68,563	68,563	66,550	(2,013)	-2.9%
<b>Budget Object Group Total: 2. OPERATING</b>	<b>5,467,244</b>	<b>5,790,925</b>	<b>5,790,925</b>	<b>5,787,491</b>	<b>(3,434)</b>	<b>-0.1%</b>

**Budget Object Group: 3. GRANTS**

**State of Vermont  
Budget Rollup Report**

<b>Budget Object Rollup Name</b>	<b>FY2022 Actuals</b>	<b>FY2023 Original As Passed Budget</b>	<b>FY2023 Governor's BAA Recommended Budget</b>	<b>FY2024 Governor's Recommended Budget</b>	<b>Difference Between FY2024 Governor's Recommend and FY2023 As Passed</b>	<b>Percent Change FY2024 Governor's Recommend and FY2023 As Passed</b>
Grants Rollup	44	0	0	0	0	0.0%
<b>Budget Object Group Total: 3. GRANTS</b>	<b>44</b>	<b>0</b>	<b>0</b>	<b>0</b>		<b>0.0%</b>

<b>Total Expenditures</b>	<b>23,902,300</b>	<b>23,622,323</b>	<b>23,622,323</b>	<b>30,810,745</b>	<b>7,188,422</b>	<b>30.4%</b>
---------------------------	-------------------	-------------------	-------------------	-------------------	------------------	--------------

<b>Fund Name</b>	<b>FY2022 Actuals</b>	<b>FY2023 Original As Passed Budget</b>	<b>FY2023 Governor's BAA Recommended Budget</b>	<b>FY2024 Governor's Recommended Budget</b>	<b>Difference Between FY2024 Governor's Recommend and FY2023 As Passed</b>	<b>Percent Change FY2024 Governor's Recommend and FY2023 As Passed</b>
General Funds	21,861,384	21,409,826	21,409,826	22,406,475	996,649	4.7%
Special Fund	2,006,808	2,178,388	2,178,388	8,359,270	6,180,882	283.7%
Coronavirus Relief Fund	0	0	0	0	0	0.0%
IDT Funds	34,109	34,109	34,109	45,000	10,891	31.9%
<b>Funds Total</b>	<b>23,902,300</b>	<b>23,622,323</b>	<b>23,622,323</b>	<b>30,810,745</b>	<b>7,188,422</b>	<b>30.4%</b>

Position Count	150
FTE Total	150



**State of Vermont  
Budget Rollup Report**

Organization: 1140872401 - TAX-Current Use Digitization

**Budget Object Group: 1. PERSONAL SERVICES**

Budget Object Rollup Name				FY2024 Governor's Recommended Budget	Difference Between FY2024 Governor's Recommend and As Passed	Percent Change FY2024 Governor's Recommend and As Passed
PerDiem and Other Personal Services	0	0	0	1,750,000	1,750,000	100.0%
<b>Budget Object Group Total: 1. PERSONAL SERVICES</b>	<b>0</b>	<b>0</b>	<b>0</b>	<b>1,750,000</b>	<b>1,750,000</b>	<b>100.0%</b>
<b>Total Expenditures</b>	<b>0</b>	<b>0</b>	<b>0</b>	<b>1,750,000</b>	<b>1,750,000</b>	<b>100.0%</b>

Fund Name				FY2024 Governor's Recommended Budget	Difference Between FY2024 Governor's Recommend and As Passed	Percent Change FY2024 Governor's Recommend and As Passed
Special Fund	0	0	0	1,750,000	1,750,000	100.0%
<b>Funds Total</b>	<b>0</b>	<b>0</b>	<b>0</b>	<b>1,750,000</b>	<b>1,750,000</b>	<b>100.0%</b>

Position Count	
FTE Total	

**State of Vermont  
Budget Detail Report**

Organization: 1140010000 - Tax - Administration/Collection

**Budget Object Group: 1. PERSONAL SERVICES**

		FY2022 Actuals	FY2023 Original As Passed Budget	FY2023 Governor's BAA Recommended Budget	FY2024 Governor's Recommended Budget	Difference Between FY2024 Governor's Recommend and FY2023 As Passed	Percent Change FY2024 Governor's Recommend and FY2023 As Passed
<b>Salaries and Wages</b>							
Description	Code						
Classified Employees	500000	9,618,948	8,835,007	8,835,007	9,302,727	467,720	5.3%
Exempt	500010	0	1,152,215	1,152,215	1,227,720	75,505	6.6%
Temporary Employees	500040	0	270,000	270,000	270,000	0	0.0%
Overtime	500060	38,320	15,300	15,300	50,000	34,700	226.8%
Shift Differential	500070	0	0	0	0	0	0.0%
Vacancy Turnover Savings	508000	0	(350,000)	(350,000)	(400,000)	(50,000)	14.3%
<b>Total: Salaries and Wages</b>		<b>9,657,269</b>	<b>9,922,522</b>	<b>9,922,522</b>	<b>10,450,447</b>	<b>527,925</b>	<b>5.3%</b>

		FY2022 Actuals	FY2023 Original As Passed Budget	FY2023 Governor's BAA Recommended Budget	FY2024 Governor's Recommended Budget	Difference Between FY2024 Governor's Recommend and FY2023 As Passed	Percent Change FY2024 Governor's Recommend and FY2023 As Passed
<b>Fringe Benefits</b>							
Description	Code						
FICA - Classified Employees	501000	712,784	675,879	675,879	711,635	35,756	5.3%
FICA - Exempt	501010	0	88,142	88,142	93,876	5,734	6.5%
Health Ins - Classified Empl	501500	1,912,792	2,183,023	2,183,023	2,403,741	220,718	10.1%
Health Ins - Exempt	501510	0	191,657	191,657	252,511	60,854	31.8%
Retirement - Classified Empl	502000	2,274,470	2,241,072	2,241,072	2,457,819	216,747	9.7%
Retirement - Exempt	502010	0	245,048	245,048	275,095	30,047	12.3%
Dental - Classified Employees	502500	98,429	109,184	109,184	110,890	1,706	1.6%
Dental - Exempt	502510	0	9,383	9,383	9,383	0	0.0%
Life Ins - Classified Empl	503000	36,539	36,758	36,758	40,865	4,107	11.2%
Life Ins - Exempt	503010	0	5,144	5,144	5,766	622	12.1%
LTD - Classified Employees	503500	2,581	2,198	2,198	2,895	697	31.7%
LTD - Exempt	503510	0	1,935	1,935	2,062	127	6.6%
EAP - Classified Empl	504000	4,470	4,488	4,488	4,692	204	4.5%
EAP - Exempt	504010	0	396	396	408	12	3.0%
Employee Tuition Costs	504530	9,593	2,000	2,000	8,000	6,000	300.0%
Workers Comp - Ins Premium	505200	54,488	65,507	65,507	82,264	16,757	25.6%
Unemployment Compensation	505500	4,742	26,700	26,700	10,891	(15,809)	-59.2%
<b>Total: Fringe Benefits</b>		<b>5,110,888</b>	<b>5,888,514</b>	<b>5,888,514</b>	<b>6,472,793</b>	<b>584,279</b>	<b>9.9%</b>

**State of Vermont  
Budget Detail Report**

<b>Contracted and 3rd Party Service</b>		<b>FY2022 Actuals</b>	<b>FY2023 Original As Passed Budget</b>	<b>FY2023 Governor's BAA Recommended Budget</b>	<b>FY2024 Governor's Recommended Budget</b>	<b>Difference Between FY2024 Governor's Recommend and FY2023 As Passed</b>	<b>Percent Change FY2024 Governor's Recommend and FY2023 As Passed</b>
<b>Description</b>	<b>Code</b>						
Contr&3Rd Pty-Educ & Training	507350	22,209	18,000	18,000	35,000	17,000	94.4%
Adr Mediation	507505	300	0	0	0	0	0.0%
IT Contracts - Project Managment	507542	0	0	0	0	0	0.0%
Contr&3Rd Pty - Info Tech	507550	3,573,956	1,507,562	1,507,562	6,963,514	5,455,952	361.9%
Other Contr and 3Rd Pty Serv	507600	19,825	160,000	160,000	721,700	561,700	351.1%
Recording & Other Fees	507620	25,645	45,000	45,000	45,000	0	0.0%
<b>Total: Contracted and 3rd Party Service</b>		<b>3,641,935</b>	<b>1,730,562</b>	<b>1,730,562</b>	<b>7,765,214</b>	<b>6,034,652</b>	<b>348.7%</b>

<b>PerDiem and Other Personal Services</b>		<b>FY2022 Actuals</b>	<b>FY2023 Original As Passed Budget</b>	<b>FY2023 Governor's BAA Recommended Budget</b>	<b>FY2024 Governor's Recommended Budget</b>	<b>Difference Between FY2024 Governor's Recommend and FY2023 As Passed</b>	<b>Percent Change FY2024 Governor's Recommend and FY2023 As Passed</b>
<b>Description</b>	<b>Code</b>						
Catamount Health Assessment	505700	6,366	9,300	9,300	9,300	0	0.0%
Per Diem	506000	15,174	20,000	20,000	20,000	0	0.0%
Other Personal Services	506199	0	150,000	150,000	300,000	150,000	100.0%
Other Pers Serv	506200	0	100,000	100,000	0	(100,000)	-100.0%
Transcripts	506220	161	500	500	500	0	0.0%
Service of Papers	506240	3,220	10,000	10,000	5,000	(5,000)	-50.0%
<b>Total: PerDiem and Other Personal Services</b>		<b>24,921</b>	<b>289,800</b>	<b>289,800</b>	<b>334,800</b>	<b>45,000</b>	<b>15.5%</b>
<b>Total: 1. PERSONAL SERVICES</b>		<b>18,435,013</b>	<b>17,831,398</b>	<b>17,831,398</b>	<b>25,023,254</b>	<b>7,191,856</b>	<b>40.3%</b>

**Budget Object Group: 2. OPERATING**

<b>Equipment</b>		<b>FY2022 Actuals</b>	<b>FY2023 Original As Passed Budget</b>	<b>FY2023 Governor's BAA Recommended Budget</b>	<b>FY2024 Governor's Recommended Budget</b>	<b>Difference Between FY2024 Governor's Recommend and FY2023 As Passed</b>	<b>Percent Change FY2024 Governor's Recommend and FY2023 As Passed</b>
<b>Description</b>	<b>Code</b>						
Office Equipment	522410	2,159	0	0	0	0	0.0%
Furniture & Fixtures	522700	6,195	3,817	3,817	5,000	1,183	31.0%
<b>Total: Equipment</b>		<b>8,354</b>	<b>3,817</b>	<b>3,817</b>	<b>5,000</b>	<b>1,183</b>	<b>31.0%</b>

**State of Vermont  
Budget Detail Report**

IT/Telecom Services and Equipment		FY2022 Actuals	FY2023 Original As Passed Budget	FY2023 Governor's BAA Recommended Budget	FY2024 Governor's Recommended Budget	Difference Between FY2024 Governor's Recommend and FY2023 As Passed	Percent Change FY2024 Governor's Recommend and FY2023 As Passed
Description	Code						
Software-License-ApplicaSupprt	516551	0	10,857	10,857	0	(10,857)	-100.0%
Software-License-Security	516554	48,075	0	0	0	0	0.0%
ADS VOIP Expense	516605	23,531	0	0	24,000	24,000	100.0%
Internet	516620	2,620	4,000	4,000	4,000	0	0.0%
Telecom-Telephone Services	516652	198	30,000	30,000	0	(30,000)	-100.0%
Telecom-Toll Free Phone Serv	516657	1,492	5,000	5,000	2,000	(3,000)	-60.0%
Telecom-Wireless Phone Service	516659	24,473	25,000	25,000	35,000	10,000	40.0%
ADS Enterp App Supp SOV Emp Exp	516660	767,682	783,623	783,623	725,565	(58,058)	-7.4%
ADS App Support SOV Emp Exp	516661	0	961,561	961,561	0	(961,561)	-100.0%
ADS End User Computing Exp.	516662	1,537,809	0	0	1,500,000	1,500,000	100.0%
ADS Hosting Charges	516663	0	689,170	689,170	51,063	(638,107)	-92.6%
ADS Security SOV Employee Exp.	516665	68,640	0	0	70,000	70,000	100.0%
ADS EA SOV Employee Expense	516667	616	0	0	1,000	1,000	100.0%
It Intsvccost-Vision/Isdassess	516671	139,437	137,713	137,713	149,960	12,247	8.9%
ADS Centrex Exp.	516672	3,400	0	0	3,400	3,400	100.0%
ADS PM SOV Employee Expense	516683	41,008	0	0	40,000	40,000	100.0%
ADS Allocation Exp.	516685	182,413	178,463	178,463	181,584	3,121	1.7%
ADS ACD Exp.	516686	0	145,251	145,251	0	(145,251)	-100.0%
ADS Project Mgmt Contracts	516690	19,860	0	0	0	0	0.0%
ADS Security Contracts	516693	83,000	0	0	100,000	100,000	100.0%
Software as a Service	519085	0	0	0	0	0	0.0%
Hw - Computer Peripherals	522201	14,494	0	0	15,000	15,000	100.0%
Hardware - Desktop & Laptop Pc	522216	79,526	40,000	40,000	60,000	20,000	50.0%
Hw - Printers,Copiers,Scanners	522217	(1,889)	9,500	9,500	2,500	(7,000)	-73.7%
Hw-Video Conferencing	522260	63	0	0	0	0	0.0%
Hardware - Data Network	522273	0	0	0	0	0	0.0%
Software - Application Support	522284	0	0	0	0	0	0.0%
Software-Security	522288	0	161,000	161,000	0	(161,000)	-100.0%
<b>Total: IT/Telecom Services and Equipment</b>		<b>3,036,448</b>	<b>3,181,138</b>	<b>3,181,138</b>	<b>2,965,072</b>	<b>(216,066)</b>	<b>-6.8%</b>

**State of Vermont  
Budget Detail Report**

<b>IT Repair and Maintenance Services</b>		<b>FY2022 Actuals</b>	<b>FY2023 Original As Passed Budget</b>	<b>FY2023 Governor's BAA Recommended Budget</b>	<b>FY2024 Governor's Recommended Budget</b>	<b>Difference Between FY2024 Governor's Recommend and FY2023 As Passed</b>	<b>Percent Change FY2024 Governor's Recommend and FY2023 As Passed</b>
<b>Description</b>	<b>Code</b>						
Repair&Maintenance-Compsys Hw	513005	557	0	0	500	500	100.0%
Repair & Maint - Office Tech	513010	47,873	44,950	44,950	65,000	20,050	44.6%
Software-Rep&Maint-ApplicaSupp	513050	1,353	0	0	1,400	1,400	100.0%
Software-Rep&Maint-Security	513053	0	0	0	0	0	0.0%
<b>Total: IT Repair and Maintenance Services</b>		<b>49,783</b>	<b>44,950</b>	<b>44,950</b>	<b>66,900</b>	<b>21,950</b>	<b>48.8%</b>

<b>Other Operating Expenses</b>		<b>FY2022 Actuals</b>	<b>FY2023 Original As Passed Budget</b>	<b>FY2023 Governor's BAA Recommended Budget</b>	<b>FY2024 Governor's Recommended Budget</b>	<b>Difference Between FY2024 Governor's Recommend and FY2023 As Passed</b>	<b>Percent Change FY2024 Governor's Recommend and FY2023 As Passed</b>
<b>Description</b>	<b>Code</b>						
Other Operating Expense	523199	0	0	0	0	0	0.0%
Single Audit Allocation	523620	196,097	236,791	236,791	254,478	17,687	7.5%
Registration & Identification	523640	18,279	20,000	20,000	20,000	0	0.0%
<b>Total: Other Operating Expenses</b>		<b>214,376</b>	<b>256,791</b>	<b>256,791</b>	<b>274,478</b>	<b>17,687</b>	<b>6.9%</b>

<b>Other Rental</b>		<b>FY2022 Actuals</b>	<b>FY2023 Original As Passed Budget</b>	<b>FY2023 Governor's BAA Recommended Budget</b>	<b>FY2024 Governor's Recommended Budget</b>	<b>Difference Between FY2024 Governor's Recommend and FY2023 As Passed</b>	<b>Percent Change FY2024 Governor's Recommend and FY2023 As Passed</b>
<b>Description</b>	<b>Code</b>						
Rental - Auto	514550	13,677	18,000	18,000	18,000	0	0.0%
Rental - Office Equipment	514650	500	0	0	600	600	100.0%
<b>Total: Other Rental</b>		<b>14,177</b>	<b>18,000</b>	<b>18,000</b>	<b>18,600</b>	<b>600</b>	<b>3.3%</b>

**State of Vermont  
Budget Detail Report**

<b>Other Purchased Services</b>		<b>FY2022 Actuals</b>	<b>FY2023 Original As Passed Budget</b>	<b>FY2023 Governor's BAA Recommended Budget</b>	<b>FY2024 Governor's Recommended Budget</b>	<b>Difference Between FY2024 Governor's Recommend and FY2023 As Passed</b>	<b>Percent Change FY2024 Governor's Recommend and FY2023 As Passed</b>
<b>Description</b>	<b>Code</b>						
Insurance Other Than Empl Bene	516000	3,855	11,922	11,922	11,771	(151)	-1.3%
Insurance - General Liability	516010	46,702	67,051	67,051	72,562	5,511	8.2%
Dues	516500	49,977	48,500	48,500	55,000	6,500	13.4%
Licenses	516550	5,650	1,200	1,200	3,000	1,800	150.0%
Advertising-Print	516813	2,200	0	0	5,000	5,000	100.0%
Advertising - Job Vacancies	516820	2,736	0	0	3,000	3,000	100.0%
Trade Shows & Events	516870	25	3,000	3,000	3,000	0	0.0%
Printing and Binding	517000	61,704	45,900	45,900	100,000	54,100	117.9%
Printing & Binding-Bgs Copy Ct	517005	126,968	143,500	143,500	143,500	0	0.0%
Photocopying	517020	0	0	0	0	0	0.0%
Registration For Meetings&Conf	517100	7,915	10,000	10,000	15,000	5,000	50.0%
Empl Train & Background Checks	517120	5,229	0	0	1,000	1,000	100.0%
Postage	517200	315,288	341,330	341,330	341,330	0	0.0%
Postage - Bgs Postal Svcs Only	517205	224,181	250,000	250,000	275,000	25,000	10.0%
Freight & Express Mail	517300	3,992	0	0	4,000	4,000	100.0%
Instate Conf, Meetings, Etc	517400	0	0	0	0	0	0.0%
Other Purchased Services	519000	2,414	0	0	0	0	0.0%
Agency Fee	519005	50,470	50,470	50,470	73,601	23,131	45.8%
Human Resources Services	519006	115,018	128,572	128,572	139,233	10,661	8.3%
Security Services	519025	74,637	0	0	75,000	75,000	100.0%
Moving State Agencies	519040	6,608	3,000	3,000	3,000	0	0.0%
<b>Total: Other Purchased Services</b>		<b>1,105,568</b>	<b>1,104,445</b>	<b>1,104,445</b>	<b>1,323,997</b>	<b>219,552</b>	<b>19.9%</b>

<b>Property and Maintenance</b>		<b>FY2022 Actuals</b>	<b>FY2023 Original As Passed Budget</b>	<b>FY2023 Governor's BAA Recommended Budget</b>	<b>FY2024 Governor's Recommended Budget</b>	<b>Difference Between FY2024 Governor's Recommend and FY2023 As Passed</b>	<b>Percent Change FY2024 Governor's Recommend and FY2023 As Passed</b>
<b>Description</b>	<b>Code</b>						
Recycling	510220	3,550	6,000	6,000	4,000	(2,000)	-33.3%
Custodial	510400	834	2,040	2,040	0	(2,040)	-100.0%
Repair & Maint - Buildings	512000	10,201	75,000	75,000	15,000	(60,000)	-80.0%
<b>Total: Property and Maintenance</b>		<b>14,585</b>	<b>83,040</b>	<b>83,040</b>	<b>19,000</b>	<b>(64,040)</b>	<b>-77.1%</b>

**State of Vermont  
Budget Detail Report**

		FY2022 Actuals	FY2023 Original As Passed Budget	FY2023 Governor's BAA Recommended Budget	FY2024 Governor's Recommended Budget	Difference Between FY2024 Governor's Recommend and FY2023 As Passed	Percent Change FY2024 Governor's Recommend and FY2023 As Passed
<b>Property Rental</b>							
Description	Code						
Rent Land & Bldgs-Office Space	514000	21,553	21,150	21,150	0	(21,150)	-100.0%
Fee-For-Space Charge	515010	869,950	894,581	894,581	933,844	39,263	4.4%
<b>Total: Property Rental</b>		<b>891,502</b>	<b>915,731</b>	<b>915,731</b>	<b>933,844</b>	<b>18,113</b>	<b>2.0%</b>

		FY2022 Actuals	FY2023 Original As Passed Budget	FY2023 Governor's BAA Recommended Budget	FY2024 Governor's Recommended Budget	Difference Between FY2024 Governor's Recommend and FY2023 As Passed	Percent Change FY2024 Governor's Recommend and FY2023 As Passed
<b>Supplies</b>							
Description	Code						
Office Supplies	520000	23,287	24,000	24,000	26,400	2,400	10.0%
Stationary & Envelopes	520015	0	2,000	2,000	0	(2,000)	-100.0%
Gasoline	520110	0	0	0	0	0	0.0%
Electrical Supplies	520230	26	0	0	0	0	0.0%
Other General Supplies	520500	0	0	0	0	0	0.0%
Cloth & Clothing	520520	0	0	0	0	0	0.0%
Educational Supplies	520540	40	0	0	0	0	0.0%
Recognition/Awards	520600	136	0	0	200	200	100.0%
Public Service Recog Wk Food	520601	198	0	0	300	300	100.0%
Food	520700	555	1,650	1,650	1,650	0	0.0%
Books&Periodicals-Library/Educ	521500	594	0	0	500	500	100.0%
Subscriptions	521510	80,390	86,800	86,800	85,000	(1,800)	-2.1%
Subscriptions Other Info Serv	521515	70	0	0	0	0	0.0%
Other Books & Periodicals	521520	52	0	0	0	0	0.0%
<b>Total: Supplies</b>		<b>105,348</b>	<b>114,450</b>	<b>114,450</b>	<b>114,050</b>	<b>(400)</b>	<b>-0.3%</b>

**State of Vermont  
Budget Detail Report**

<b>Travel</b>		<b>FY2022 Actuals</b>	<b>FY2023 Original As Passed Budget</b>	<b>FY2023 Governor's BAA Recommended Budget</b>	<b>FY2024 Governor's Recommended Budget</b>	<b>Difference Between FY2024 Governor's Recommend and FY2023 As Passed</b>	<b>Percent Change FY2024 Governor's Recommend and FY2023 As Passed</b>
<b>Description</b>	<b>Code</b>						
Travel-Inst-Auto Mileage-Emp	518000	20,836	45,000	45,000	35,000	(10,000)	-22.2%
Travel-Inst-Other Transp-Emp	518010	0	5,000	5,000	2,000	(3,000)	-60.0%
Travel-Inst-Meals-Emp	518020	0	150	150	150	0	0.0%
Travel-Inst-Lodging-Emp	518030	0	200	200	200	0	0.0%
Travel-Inst-Incidentals-Emp	518040	0	200	200	200	0	0.0%
Travel-Inst-Auto Mileage-Nonemp	518300	814	263	263	500	237	90.1%
Travel-Inst-Meals-Nonemp	518320	0	750	750	0	(750)	-100.0%
Conference - Instate - Non Emp	518350	0	0	0	0	0	0.0%
Travel-Outst-Auto Mileage-Emp	518500	620	2,000	2,000	2,000	0	0.0%
Travel-Outst-Other Trans-Emp	518510	2,865	4,500	4,500	10,000	5,500	122.2%
Travel-Outst-Meals-Emp	518520	507	1,000	1,000	1,000	0	0.0%
Travel-Outst-Lodging-Emp	518530	1,259	9,000	9,000	15,000	6,000	66.7%
Travel-Outst-Incidentals-Emp	518540	202	500	500	500	0	0.0%
<b>Total: Travel</b>		<b>27,103</b>	<b>68,563</b>	<b>68,563</b>	<b>66,550</b>	<b>(2,013)</b>	<b>-2.9%</b>
<b>Total: 2. OPERATING</b>		<b>5,467,244</b>	<b>5,790,925</b>	<b>5,790,925</b>	<b>5,787,491</b>	<b>(3,434)</b>	<b>-0.1%</b>

**Budget Object Group: 3. GRANTS**

<b>Grants Rollup</b>		<b>FY2022 Actuals</b>	<b>FY2023 Original As Passed Budget</b>	<b>FY2023 Governor's BAA Recommended Budget</b>	<b>FY2024 Governor's Recommended Budget</b>	<b>Difference Between FY2024 Governor's Recommend and FY2023 As Passed</b>	<b>Percent Change FY2024 Governor's Recommend and FY2023 As Passed</b>
<b>Description</b>	<b>Code</b>						
Grants To Municipalities	550000	44	0	0	0	0	0.0%
Other Grants	550500	0	0	0	0	0	0.0%
<b>Total: Grants Rollup</b>		<b>44</b>	<b>0</b>	<b>0</b>	<b>0</b>	<b>0</b>	<b>0.0%</b>
<b>Total: 3. GRANTS</b>		<b>44</b>	<b>0</b>	<b>0</b>	<b>0</b>	<b>0</b>	<b>0.0%</b>
<b>Total Expenditures</b>		<b>23,902,300</b>	<b>23,622,323</b>	<b>23,622,323</b>	<b>30,810,745</b>	<b>7,188,422</b>	<b>30.4%</b>



**State of Vermont  
Budget Detail Report**

<b>Fund Name</b>	<b>Fund Code</b>	<b>FY2022 Actuals</b>	<b>FY2023 Original As Passed Budget</b>	<b>FY2023 Governor's BAA Recommended Budget</b>	<b>FY2024 Governor's Recommended Budget</b>	<b>Difference Between FY2024 Governor's Recommend and FY2023 As Passed</b>	<b>Percent Change FY2024 Governor's Recommend and FY2023 As Passed</b>
General Fund	10000	21,861,384	21,409,826	21,409,826	22,406,475	996,649	4.7%
Inter-Unit Transfers Fund	21500	34,109	34,109	34,109	45,000	10,891	31.9%
Tax-Miscellaneous Fees	21590	505,453	494,578	494,578	499,065	4,487	0.9%
Tax-Local Option Process Fees	21591	1,072,422	1,254,877	1,254,877	2,100,205	845,328	67.4%
Tax-Current Use Admin	21594	428,933	428,933	428,933	560,000	131,067	30.6%
Tax Computer Sys Modernization	21909	0	0	0	5,200,000	5,200,000	100.0%
Coronavirus Relief Fund	22045	0	0	0	0	0	0.0%
<b>Funds Total</b>		<b>23,902,300</b>	<b>23,622,323</b>	<b>23,622,323</b>	<b>30,810,745</b>	<b>7,188,422</b>	<b>30.4%</b>
Position Count					150		
FTE Total					150.00		

**State of Vermont  
Budget Detail Report**

Organization: 1140872401 - TAX-Current Use Digitization

**Budget Object Group: 1. PERSONAL SERVICES**

					FY2024 Governor's Recommended Budget	Difference Between FY2024 Governor's Recommend and As Passed	Percent Change FY2024 Governor's Recommend and As Passed
<b>PerDiem and Other Personal Services</b>							
Description	Code						
Other Personal Services	506199	0	0	0	1,750,000	1,750,000	100.0%
<b>Total: PerDiem and Other Personal Services</b>		<b>0</b>	<b>0</b>	<b>0</b>	<b>1,750,000</b>	<b>1,750,000</b>	<b>100.0%</b>
<b>Total: 1. PERSONAL SERVICES</b>					<b>0</b>	<b>0</b>	<b>100.0%</b>
<b>Total Expenditures</b>					<b>0</b>	<b>0</b>	<b>100.0%</b>

					FY2024 Governor's Recommended Budget	Difference Between FY2024 Governor's Recommend and As Passed	Percent Change FY2024 Governor's Recommend and As Passed
Fund Name	Fund Code						
Tax-Current Use Admin	21594	0	0	0	1,750,000	1,750,000	100.0%
<b>Funds Total</b>		<b>0</b>	<b>0</b>	<b>0</b>	<b>1,750,000</b>	<b>1,750,000</b>	<b>100.0%</b>

Position Count	
FTE Total	

**State of Vermont  
Position Summary Report**

<b>Position Number</b>	<b>Classification</b>	<b>FTE</b>	<b>Count</b>	<b>Gross Salary</b>	<b>State Benefits</b>	<b>Federally Mandated</b>	<b>Total</b>
080001	089030 - Financial Specialist II	1.00	1	61,069	38,111	4,671	103,851
080002	040100 - Director Taxpayer Services	1.00	1	115,128	53,009	8,807	176,944
080004	548900 - Asst Dir Property Val & Review	1.00	1	76,211	31,924	5,830	113,965
080006	037700 - Tax Examiner II	1.00	1	45,115	13,159	3,451	61,725
080010	551600 - VTax Support Coordinator	1.00	1	64,085	38,611	4,902	107,598
080011	548500 - Taxpayer Services Sec Chief	1.00	1	87,152	45,207	6,667	139,026
080012	089040 - Financial Specialist III	1.00	1	50,253	39,185	3,845	93,283
080014	089210 - Administrative Srvc Tech IV	1.00	1	62,712	42,574	4,797	110,083
080015	039200 - Tax Examiner IV	1.00	1	56,680	36,918	4,336	97,934
080017	039201 - Tax Examiner V	1.00	1	81,203	43,588	6,212	131,003
080020	037800 - Tax Examiner III	1.00	1	50,253	24,863	3,845	78,961
080021	089210 - Administrative Srvc Tech IV	1.00	1	53,602	25,775	4,100	83,477
080022	039303 - Tax Examiner VI	1.00	1	69,826	19,027	5,341	94,194
080023	436500 - Tax Compliance Officer I	1.00	1	45,822	35,108	3,505	84,435
080025	038420 - PVR Program Manager	1.00	1	67,350	39,820	5,153	112,323
080026	089190 - Administrative Srvc Tech III	1.00	1	54,870	36,425	4,198	95,493
080028	478100 - Business Process Manager	1.00	1	89,690	32,488	6,861	129,039
080031	551600 - VTax Support Coordinator	1.00	1	64,085	38,611	4,902	107,598
080032	036601 - Tax Compliance Section Chief	1.00	1	91,707	54,175	7,016	152,898
080035	062400 - Property Valuation Ops Chief	1.00	1	86,778	45,105	6,638	138,521
080036	239500 - Senior Fiscal Analyst	1.00	1	86,861	23,661	6,644	117,166
080038	208801 - Business Analyst - Tax	1.00	1	65,437	47,030	5,006	117,473
080039	089030 - Financial Specialist II	1.00	1	57,762	26,905	4,419	89,086
080040	089240 - Administrative Srvc Cord III	1.00	1	51,854	35,345	3,967	91,166
080041	039201 - Tax Examiner V	1.00	1	65,874	47,148	5,039	118,061
080042	500090 - Tax Audit Section Chief	1.00	1	68,994	41,449	5,278	115,721
080046	036300 - Tax Compliance Officer III	1.00	1	51,293	36,604	3,924	91,821
080047	039201 - Tax Examiner V	1.00	1	67,974	47,720	5,200	120,894
080049	037800 - Tax Examiner III	1.00	1	48,506	38,710	3,710	90,926
080050	548550 - Taxpayer Serv Review Sec Chief	1.00	1	92,768	26,121	7,097	125,986
080051	036300 - Tax Compliance Officer III	1.00	1	51,293	14,839	3,924	70,056
080052	037200 - Tax Field Auditor III	1.00	1	59,696	45,468	4,567	109,731

**State of Vermont  
Position Summary Report**

Position Number	Classification	FTE	Count	Gross Salary	State Benefits	Federally Mandated	Total
080053	028500 - Tax Field Auditor IV	1.00	1	81,619	33,395	6,243	121,257
080055	062300 - Prop Valu Dist Advisor	1.00	1	58,136	37,313	4,447	99,896
080056	555001 - Research Economist	1.00	1	67,683	31,612	5,177	104,472
080058	036601 - Tax Compliance Section Chief	1.00	1	64,854	40,316	4,961	110,131
080059	037200 - Tax Field Auditor III	1.00	1	67,974	39,990	5,200	113,164
080062	208801 - Business Analyst - Tax	1.00	1	77,106	31,781	5,899	114,786
080064	039204 - Property Tax Specialist II	1.00	1	48,506	24,388	3,710	76,604
080065	036300 - Tax Compliance Officer III	1.00	1	58,635	37,450	4,485	100,570
080067	037200 - Tax Field Auditor III	1.00	1	57,616	38,335	4,407	100,358
080070	039201 - Tax Examiner V	1.00	1	61,630	17,342	4,715	83,687
080071	089250 - Administrative Srvc Cord IV	1.00	1	67,974	47,720	5,200	120,894
080073	028900 - Taxpayer Advocate	1.00	1	81,910	33,064	6,266	121,240
080077	482600 - Business Services Spec I	1.00	1	59,322	27,330	4,538	91,190
080081	534900 - Business Appl Support Manager	1.00	1	95,472	55,199	7,303	157,974
080083	039200 - Tax Examiner IV	1.00	1	56,680	15,452	4,336	76,468
080085	037800 - Tax Examiner III	1.00	1	62,691	38,553	4,796	106,040
080086	042000 - Tax Policy Analyst	1.00	1	84,261	39,553	6,446	130,260
080090	037800 - Tax Examiner III	1.00	1	48,506	35,841	3,710	88,057
080091	037800 - Tax Examiner III	1.00	1	53,602	14,615	4,100	72,317
080093	028500 - Tax Field Auditor IV	1.00	1	72,176	20,520	5,522	98,218
080094	037200 - Tax Field Auditor III	1.00	1	63,710	17,898	4,874	86,482
080095	037200 - Tax Field Auditor III	1.00	1	74,714	43,015	5,715	123,444
080097	548550 - Taxpayer Serv Review Sec Chief	1.00	1	76,211	42,230	5,830	124,271
080102	036400 - Tax Compliance Officer IV	1.00	1	62,005	46,096	4,743	112,844
080103	039201 - Tax Examiner V	1.00	1	65,874	29,112	5,039	100,025
080104	039201 - Tax Examiner V	1.00	1	63,710	46,560	4,874	115,144
080105	037800 - Tax Examiner III	1.00	1	60,965	45,813	4,664	111,442
080106	089030 - Financial Specialist II	1.00	1	54,662	26,063	4,182	84,907
080107	089150 - Financial Director III	1.00	1	111,821	43,806	8,554	164,181
080108	089090 - Financial Manager II	1.00	1	79,269	32,359	6,064	117,692
080110	436100 - Tax Compliance Officer II	1.00	1	48,506	35,841	3,710	88,057
080111	036400 - Tax Compliance Officer IV	1.00	1	64,085	38,932	4,902	107,919
080112	039303 - Tax Examiner VI	1.00	1	61,069	39,280	4,671	105,020

**State of Vermont  
Position Summary Report**

<b>Position Number</b>	<b>Classification</b>	<b>FTE</b>	<b>Count</b>	<b>Gross Salary</b>	<b>State Benefits</b>	<b>Federally Mandated</b>	<b>Total</b>
080113	039303 - Tax Examiner VI	1.00	1	72,176	40,771	5,522	118,469
080118	548500 - Taxpayer Services Sec Chief	1.00	1	78,978	32,677	6,042	117,697
080119	478100 - Business Process Manager	1.00	1	87,152	34,464	6,667	128,283
080120	042000 - Tax Policy Analyst	1.00	1	84,261	33,692	6,446	124,399
080122	549500 - Property Tax Specialist III	1.00	1	72,342	41,177	5,534	119,053
080125	208801 - Business Analyst - Tax	1.00	1	69,826	19,880	5,341	95,047
080126	551600 - VTax Support Coordinator	1.00	1	62,005	39,536	4,743	106,284
080128	036300 - Tax Compliance Officer III	1.00	1	56,680	44,648	4,336	105,664
080130	037800 - Tax Examiner III	1.00	1	48,506	14,081	3,710	66,297
080132	037800 - Tax Examiner III	1.00	1	64,085	28,626	4,902	97,613
080133	062300 - Prop Valu Dist Advisor	1.00	1	56,410	44,574	4,315	105,299
080137	515700 - AGO Paralegal I	1.00	1	57,138	26,736	4,371	88,245
080139	037700 - Tax Examiner II	1.00	1	43,597	12,745	3,335	59,677
080140	037800 - Tax Examiner III	1.00	1	48,506	35,841	3,710	88,057
080141	026500 - Assistant Director of Tax Comp	1.00	1	92,768	46,890	7,097	146,755
080142	062100 - Property Tax Supervisor	1.00	1	97,594	55,776	7,466	160,836
080144	039303 - Tax Examiner VI	1.00	1	74,693	31,137	5,714	111,544
080145	478100 - Business Process Manager	1.00	1	81,682	43,718	6,248	131,648
080146	548500 - Taxpayer Services Sec Chief	1.00	1	78,978	21,517	6,042	106,537
080148	062300 - Prop Valu Dist Advisor	1.00	1	60,070	45,570	4,595	110,235
080150	037800 - Tax Examiner III	1.00	1	48,506	34,694	3,710	86,910
080151	039201 - Tax Examiner V	1.00	1	67,974	47,720	5,200	120,894
080152	549500 - Property Tax Specialist III	1.00	1	64,085	40,106	4,902	109,093
080155	039303 - Tax Examiner VI	1.00	1	67,683	47,640	5,177	120,500
080156	089090 - Financial Manager II	1.00	1	74,256	49,428	5,681	129,365
080157	039200 - Tax Examiner IV	1.00	1	54,912	14,971	4,201	74,084
080159	208801 - Business Analyst - Tax	1.00	1	74,693	43,008	5,714	123,415
080160	549500 - Property Tax Specialist III	1.00	1	54,288	37,424	4,153	95,865
080163	042000 - Tax Policy Analyst	1.00	1	71,885	19,227	5,499	96,611
080165	036400 - Tax Compliance Officer IV	1.00	1	66,331	28,904	5,075	100,310
080166	552400 - PVR Field Director	1.00	1	98,280	55,963	7,518	161,761
080167	039303 - Tax Examiner VI	1.00	1	69,826	30,187	5,341	105,354
080173	001700 - Communications & Web Manager	1.00	1	72,176	48,863	5,522	126,561

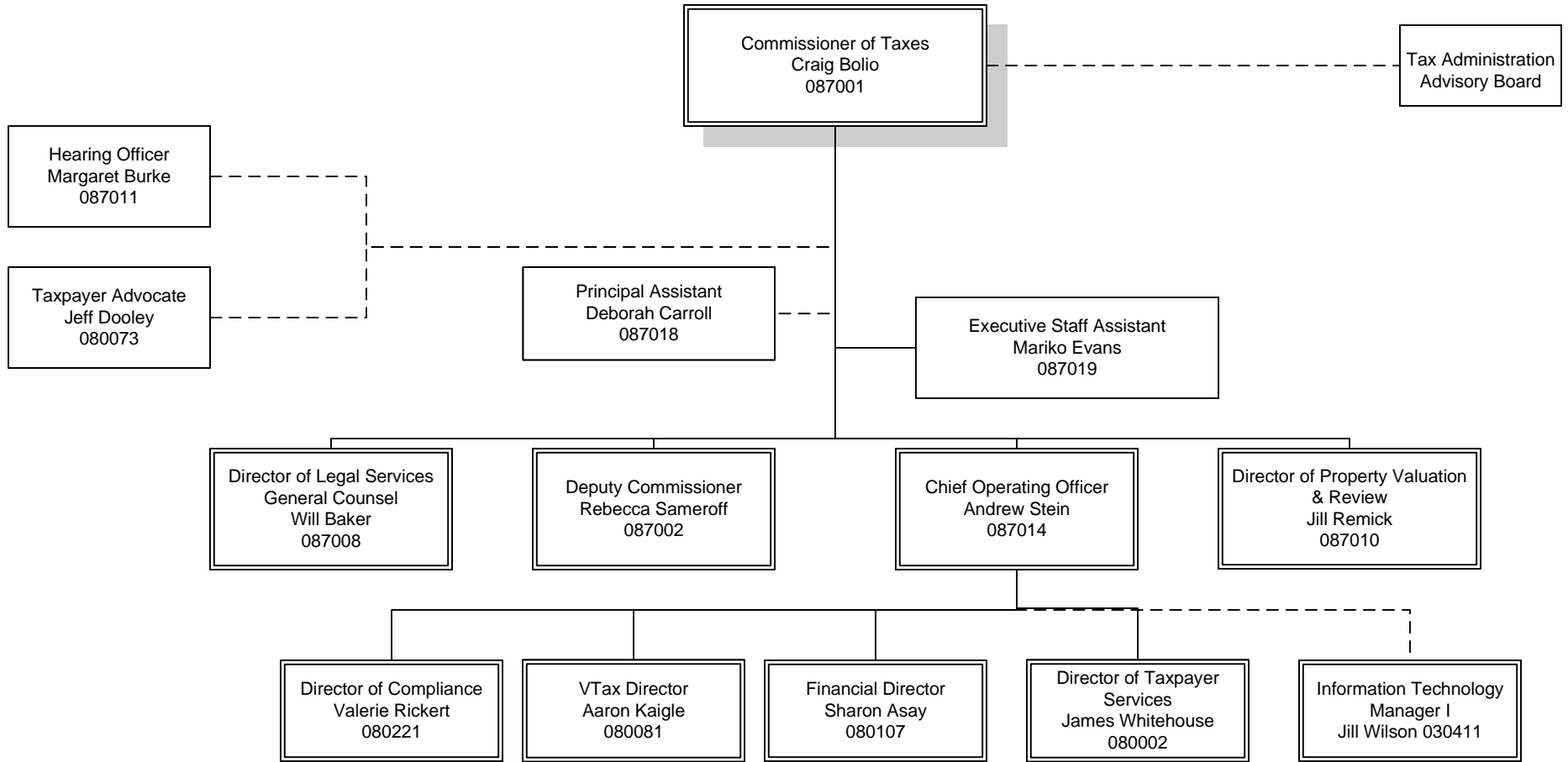
**State of Vermont  
Position Summary Report**

Position Number	Classification	FTE	Count	Gross Salary	State Benefits	Federally Mandated	Total
080175	089030 - Financial Specialist II	1.00	1	59,363	27,341	4,542	91,246
080176	089040 - Financial Specialist III	1.00	1	50,253	24,863	3,845	78,961
080177	037700 - Tax Examiner II	1.00	1	49,712	14,409	3,803	67,924
080178	548500 - Taxpayer Services Sec Chief	1.00	1	87,152	46,419	6,667	140,238
080179	062300 - Prop Valu Dist Advisor	1.00	1	64,085	46,662	4,902	115,649
080180	062300 - Prop Valu Dist Advisor	1.00	1	64,085	28,626	4,902	97,613
080183	089040 - Financial Specialist III	1.00	1	59,051	37,563	4,517	101,131
080185	039303 - Tax Examiner VI	1.00	1	74,693	41,443	5,714	121,850
080186	037804 - Tax Program Training Specialis	1.00	1	74,693	49,547	5,714	129,954
080187	036400 - Tax Compliance Officer IV	1.00	1	76,586	50,062	5,858	132,506
080189	037700 - Tax Examiner II	1.00	1	57,762	37,211	4,419	99,392
080190	552000 - Senior Property Assessor	1.00	1	72,176	20,158	5,522	97,856
080192	089050 - Financial Administrator I	1.00	1	64,542	28,750	4,938	98,230
080193	037700 - Tax Examiner II	1.00	1	45,115	41,502	3,451	90,068
080194	039201 - Tax Examiner V	1.00	1	67,974	39,990	5,200	113,164
080202	037800 - Tax Examiner III	1.00	1	48,506	35,841	3,710	88,057
080203	037600 - Tax Examiner I	1.00	1	41,288	33,866	3,159	78,313
080204	552200 - Compliance Audit Manager	1.00	1	95,472	55,199	7,303	157,974
080205	037200 - Tax Field Auditor III	1.00	1	65,874	40,595	5,039	111,508
080206	506800 - Tax Compliance Corp Audit Spec	1.00	1	92,248	54,322	7,057	153,627
080207	500080 - Tax Audit Assistant Sect Chief	1.00	1	69,534	30,108	5,319	104,961
080209	500090 - Tax Audit Section Chief	1.00	1	81,682	43,718	6,248	131,648
080210	506800 - Tax Compliance Corp Audit Spec	1.00	1	87,152	52,937	6,667	146,756
080211	028500 - Tax Field Auditor IV	1.00	1	72,176	48,863	5,522	126,561
080213	028500 - Tax Field Auditor IV	1.00	1	72,176	30,827	5,522	108,525
080214	037200 - Tax Field Auditor III	1.00	1	61,630	42,280	4,715	108,625
080215	037800 - Tax Examiner III	1.00	1	48,506	24,388	3,710	76,604
080217	028500 - Tax Field Auditor IV	1.00	1	69,826	48,223	5,341	123,390
080218	548500 - Taxpayer Services Sec Chief	1.00	1	86,861	34,821	6,644	128,326
080220	208801 - Business Analyst - Tax	1.00	1	65,437	17,834	5,006	88,277
080221	038400 - Director of Tax Compliance	1.00	1	118,435	43,608	9,060	171,103
080222	549500 - Property Tax Specialist III	1.00	1	56,410	44,574	4,315	105,299
080223	037801 - Tax Education Specialist	1.00	1	59,051	45,293	4,517	108,861

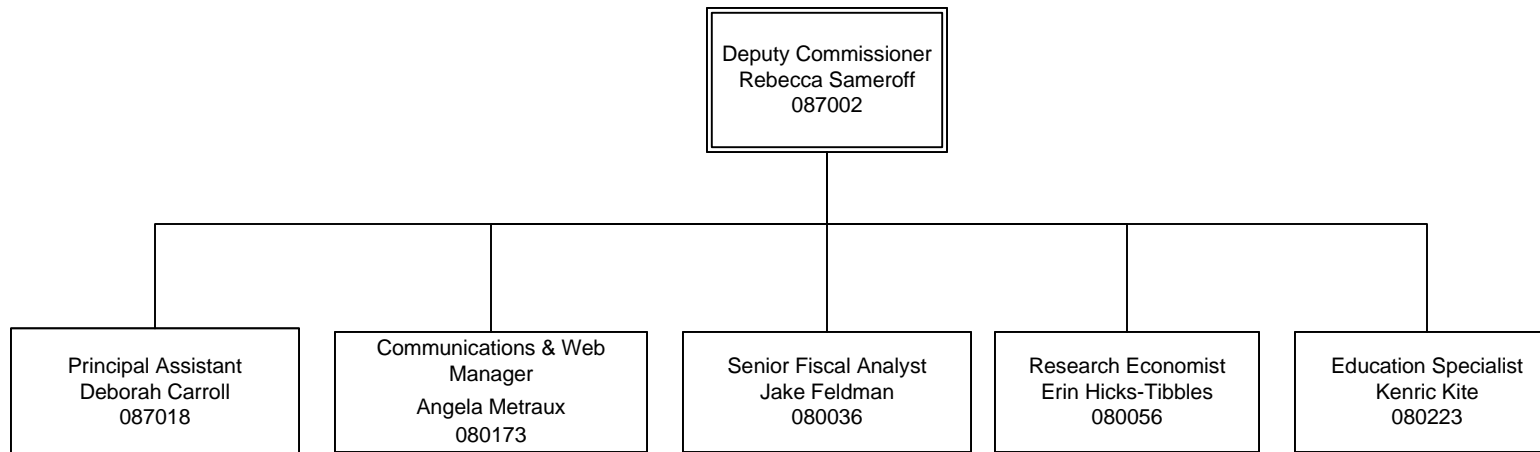
**State of Vermont  
Position Summary Report**

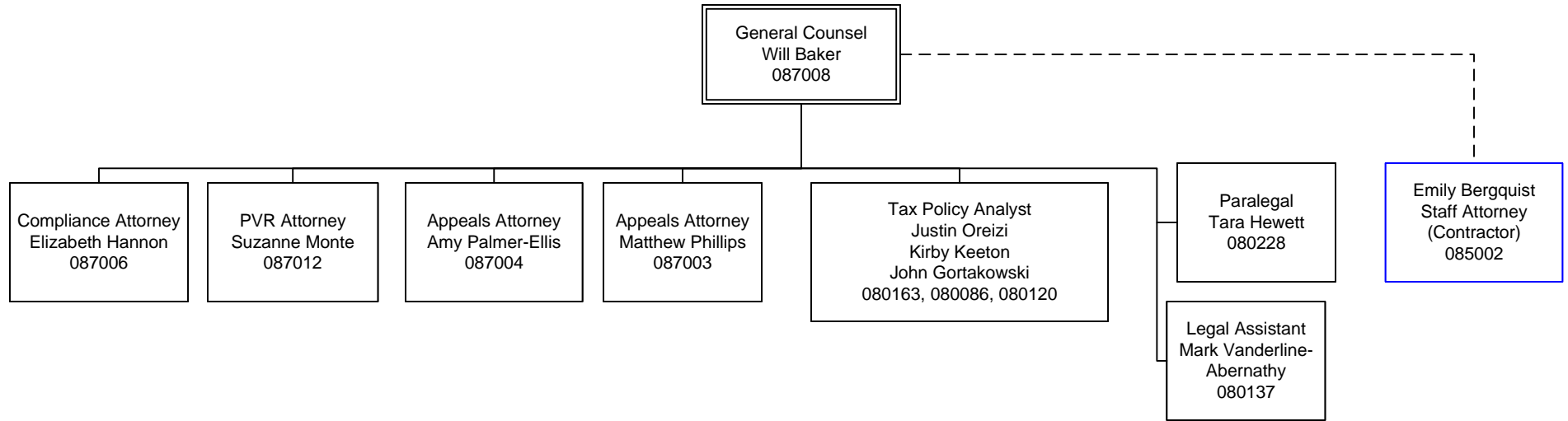
Position Number	Classification	FTE	Count	Gross Salary	State Benefits	Federally Mandated	Total
080224	551600 - VTax Support Coordinator	1.00	1	54,288	37,424	4,153	95,865
080225	089090 - Financial Manager II	1.00	1	76,690	32,054	5,867	114,611
080226	208801 - Business Analyst - Tax	1.00	1	58,282	38,517	4,458	101,257
080227	010500 - Tax Compliance Data Analyst	1.00	1	62,005	28,060	4,743	94,808
080228	515800 - AGO Paralegal II	1.00	1	58,635	45,180	4,485	108,300
080230	039201 - Tax Examiner V	1.00	1	57,616	38,335	4,407	100,358
080231	037800 - Tax Examiner III	1.00	1	48,506	35,841	3,710	88,057
087001	90120A - Commissioner	1.00	1	143,478	60,769	10,934	215,181
087002	90570D - Deputy Commissioner	1.00	1	123,344	26,512	9,435	159,291
087003	95867E - Staff Attorney II	1.00	1	72,197	19,794	5,523	97,514
087004	95868E - Staff Attorney III	1.00	1	92,539	54,557	7,079	154,175
087006	95869E - Staff Attorney IV	1.00	1	110,698	41,491	8,468	160,657
087008	95875E - Sr Asst Atty General	1.00	1	117,208	61,309	8,967	187,484
087010	95570B - Dir Prop Valu&Review	1.00	1	104,021	57,700	7,957	169,678
087011	95869E - Staff Attorney IV	1.00	1	96,741	55,708	7,401	159,850
087012	95869E - Staff Attorney IV	1.00	1	111,197	43,040	8,506	162,743
087014	95010E - Executive Director	1.00	1	118,019	36,156	9,028	163,203
087018	95360E - Principal Assistant	1.00	1	77,022	42,194	5,892	125,108
087019	91590E - Private Secretary	1.00	1	61,256	45,995	4,686	111,937
<b>Total</b>		<b>150.00</b>	<b>150</b>	<b>10,530,447</b>	<b>5,566,127</b>	<b>805,511</b>	<b>16,902,085</b>

Fund Code	Fund Name	FTE	Count	Gross Salary	State Benefits	Federally Mandated	Total
10000	General Fund	150.00	150	10,530,447	5,566,127	805,511	16,902,085
<b>Total</b>		<b>150.00</b>	<b>150</b>	<b>10,530,447</b>	<b>5,566,127</b>	<b>805,511</b>	<b>16,902,085</b>



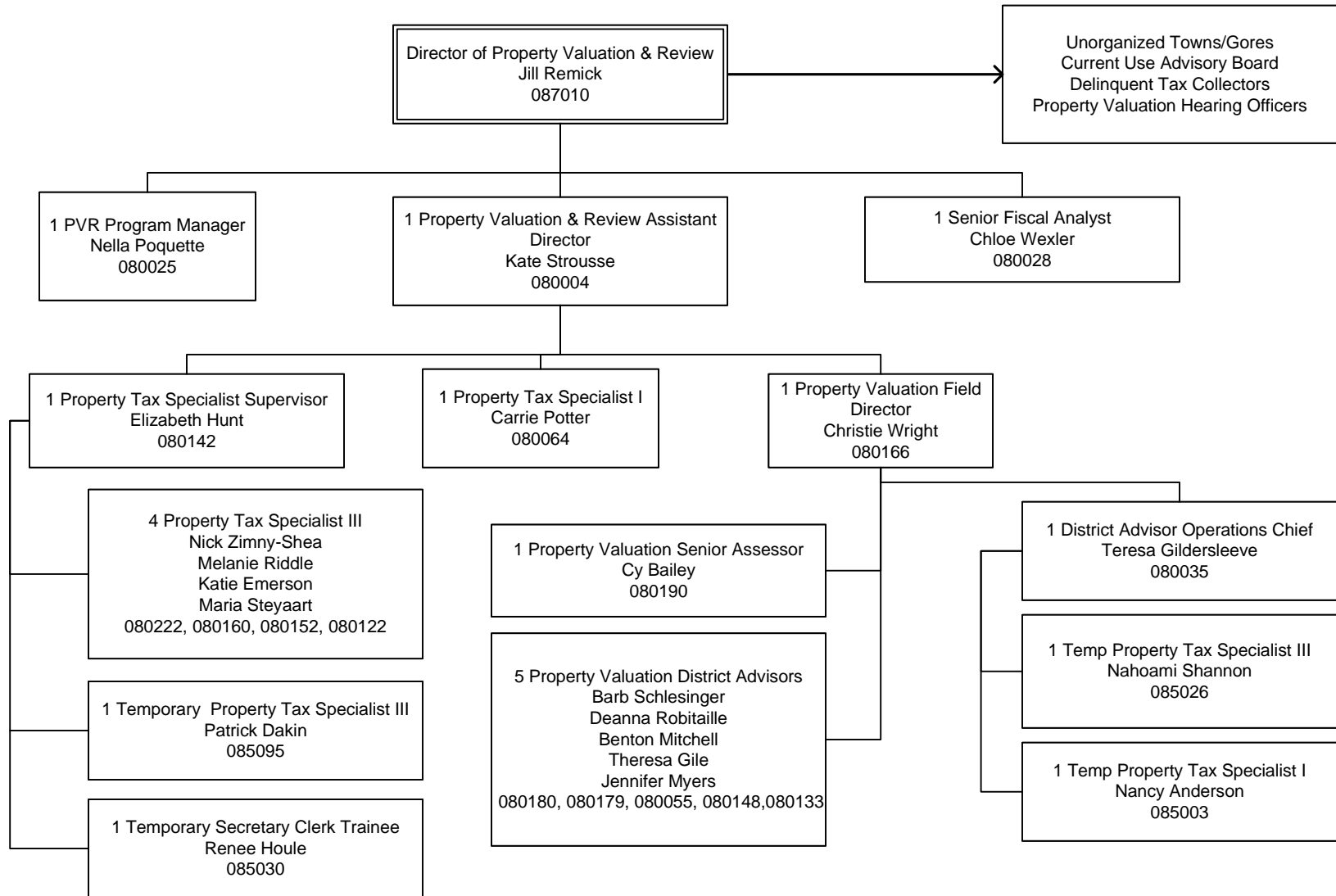






Vermont Department of Taxes-PVR

January 2023



Vermont Department of Taxes-Taxpayer Services

January 2023

Director of Taxpayer Services  
James Whitehouse  
080002

2 VTax Support Coordinator  
Joseph Yando  
Jennifer Adrian  
080126, 080224

1 Temporary Tax Examiner V  
Part Time  
Judith Hunter  
085008

1 Tax Examiner VI  
Joanne Lajeneusse  
080167

1 Business Analyst  
Adam Gann  
080038

1 Tax Examiner VI  
Brian Poulin  
080185

1 Taxpayer Services Operations  
Manager  
Kim Flint  
080097

1 Taxpayer Services Assistant Director  
Nathaniel Hibler  
080050

1 Taxpayer Services  
Section Chief  
Lisa Pinkus  
080178

1 Taxpayer Services  
Section Chief  
Claudia Brousseau  
080011

1 Tax Examiner V  
Seana Keane  
Ronnie Bancroft  
080230, 080144

1 Taxpayer Services  
Section Chief  
Paul Brodowski  
080146

1 Taxpayer Services  
Section Chief  
Corrinna Colson  
080218

1 Temporary Tax Examiner V  
Ellen Dooley  
085012

2 Tax Examiner VI  
John Bonneville  
Nancy Hammond  
080118, 080112

2 Tax Examiner VI  
Kevin Angell  
Ruth Eaton  
080113, 080022

4 Tax Examiner III  
Crystal Lamson  
Judy Hebert  
Stephanie Denis-  
Hightower  
Stephanie Mason  
080105, 080085,  
080090, 080150

1 Tax Examiner V  
Cortney Diego  
080070

3 Tax Examiner V  
Lois Lapan  
Mary Pierce  
Scott Kindestin  
080017, 080194,  
080047

4 Tax Examiner III  
Seasonal Temps  
085001

1 Tax Examiner V  
Faith Morgan  
080151

2 Tax Examiner V  
Teri Eldred  
Courtney Heisler  
080103, 080041

1 Tax Examiner IV  
Corey Roesing  
080157

1 Tax Examiner IV  
Kristi Paine  
080015 PG22

9 Tax Examiner II  
Seasonal Temps  
085013

1 Tax Examiner IV  
Carla Hale  
080083

1 Tax Examiner II  
Andria Kozma  
080177

1 Tax Examiner III  
Perry Howard  
080231

1 Tax Examiner III  
David Bain  
Rebecca Anair  
080091, 080104

2 Tax Examiner III  
Randi Hall  
080020

2 Tax Examiner II  
Crystal Palmer  
Jacki-Lynne Mason  
080189, 080139

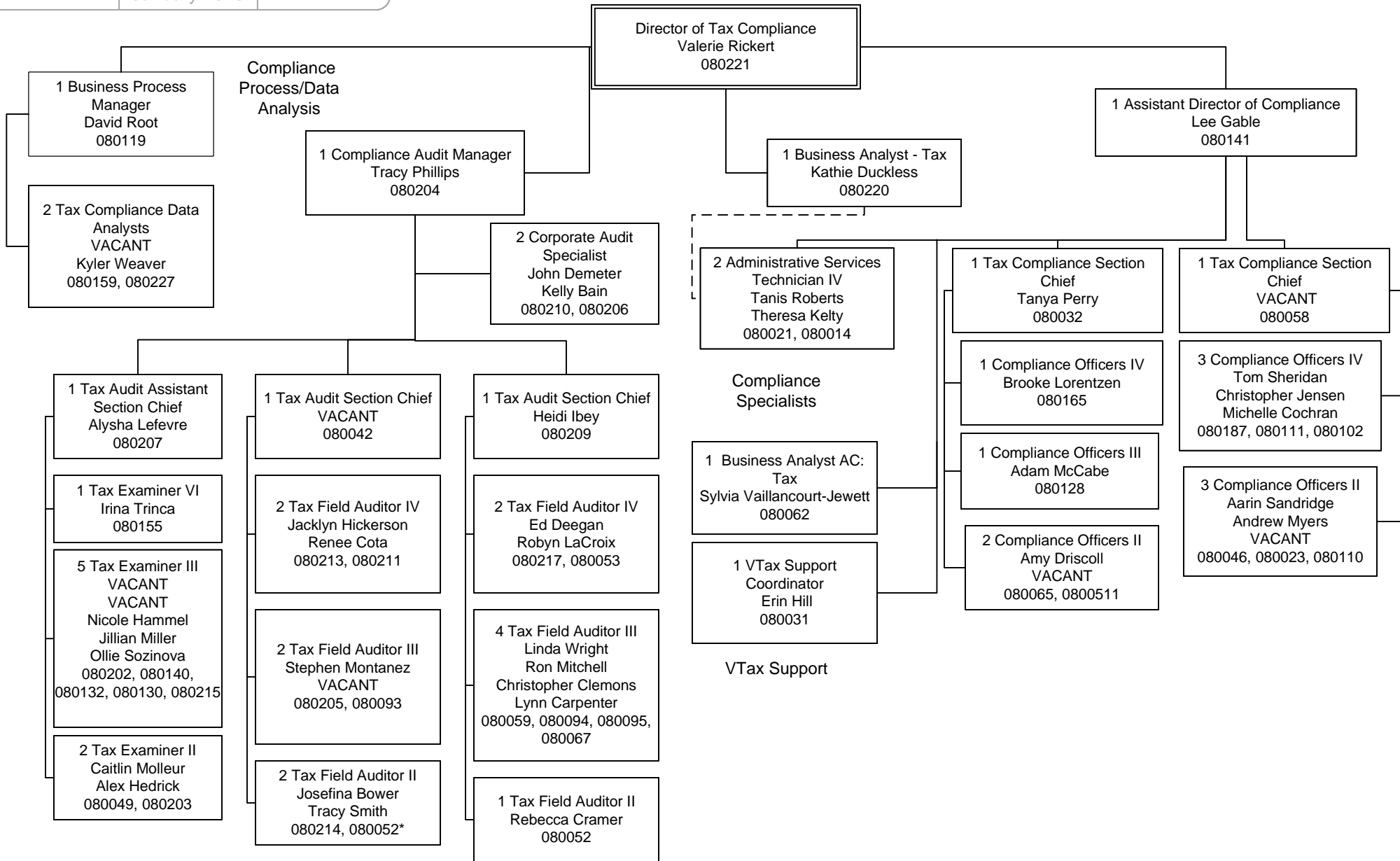
1 Tax Examiner II  
Blade Ramsrud  
080193

1 Tax Examiner II  
Elizabeth Paton  
080006

1 Administrative  
Services Technician III  
Karen K. Pallas  
080026

Vermont Department of Taxes-Compliance

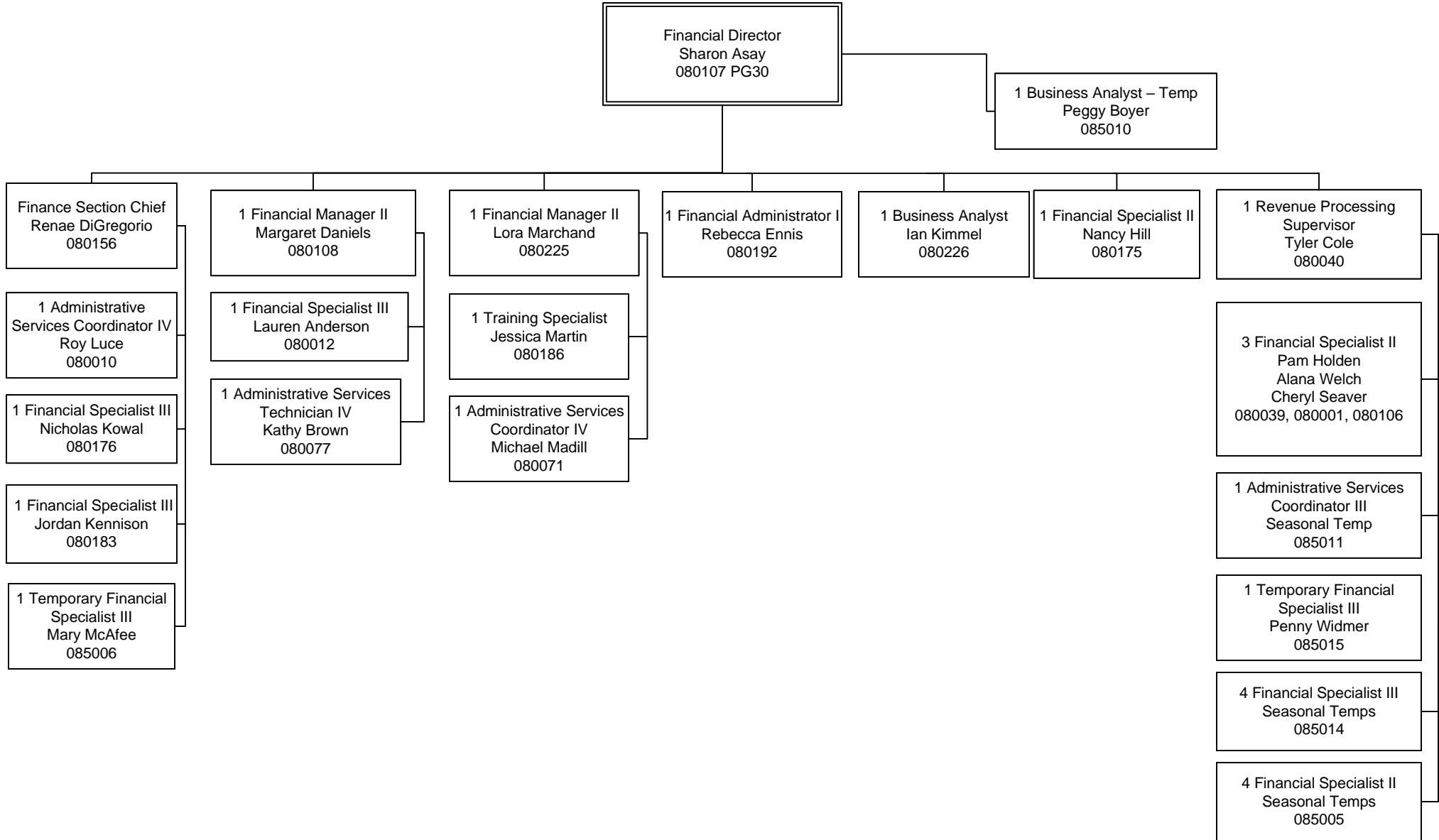
January 2023



\*Interim

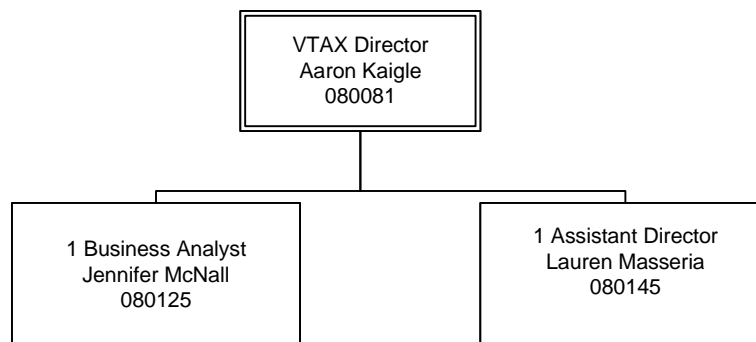
Vermont Department of Taxes-Finance

January 2023

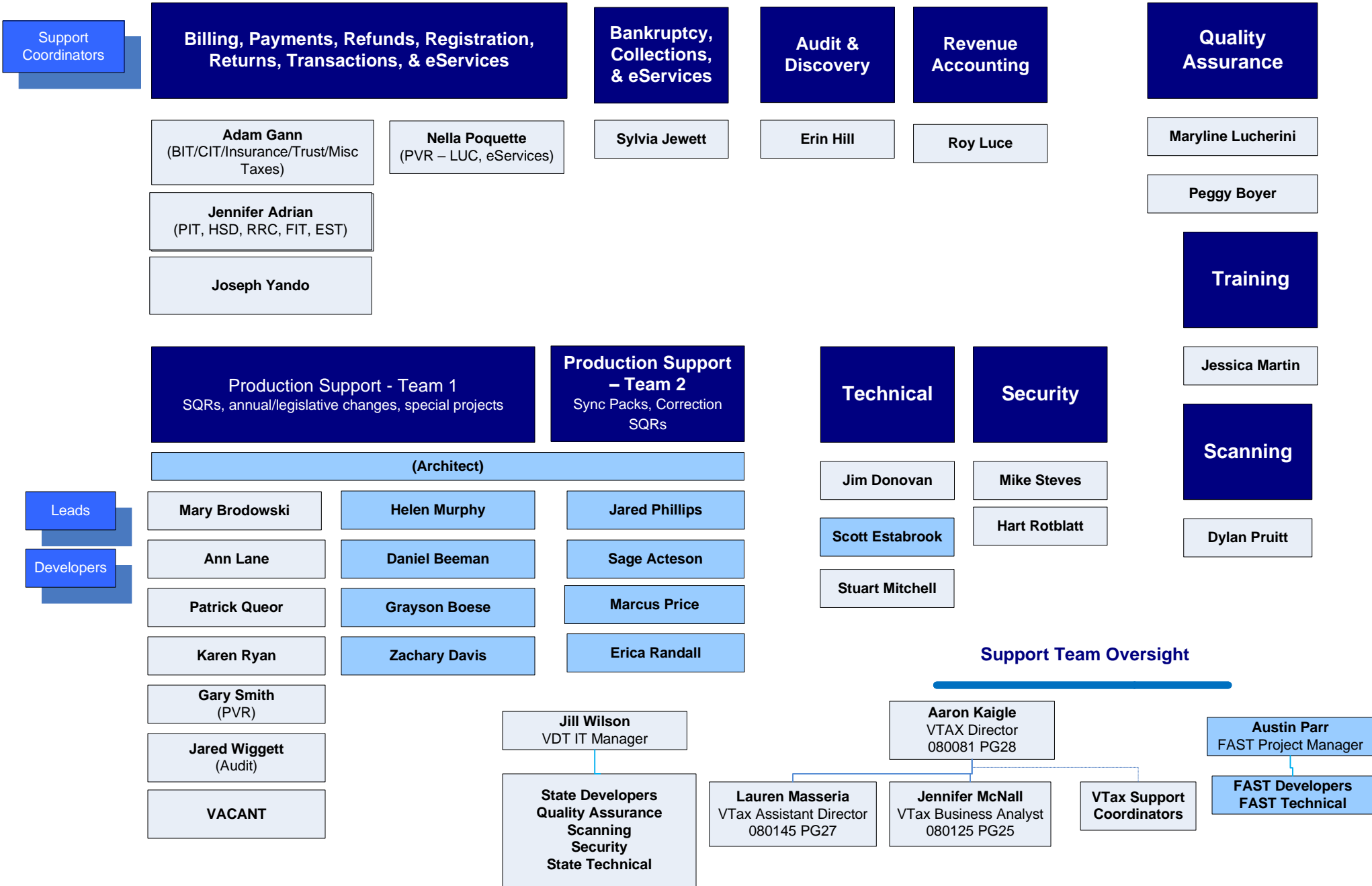


Vermont Department of Taxes-VTax

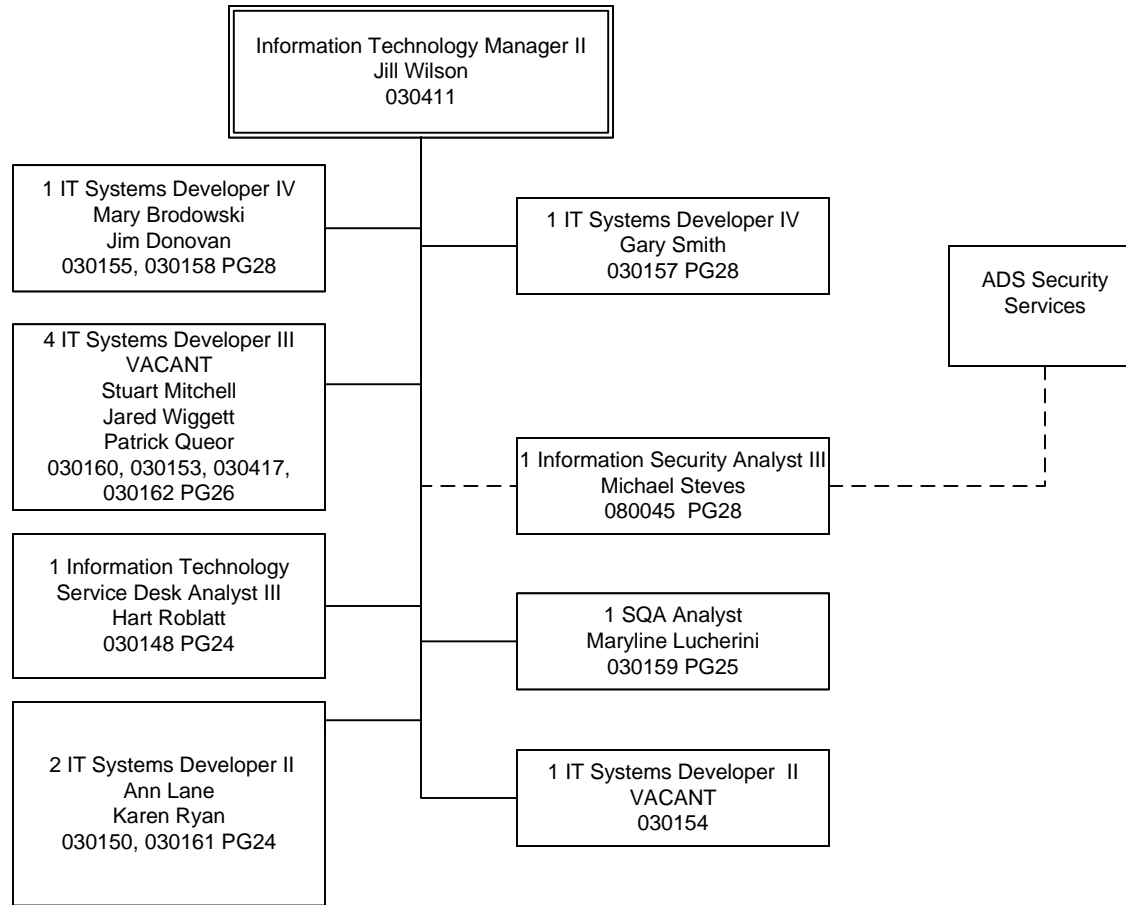
January 2023



# VTax – Production Support







State of Vermont  
Interdepartmental Transfers Receipts Report

**1140010000 - Tax - Administration/Collection**

Budget Request Code	Fund	Justification	Budgeted Amount
13087	21500	MOU with JFO(BU01220) for microsimulation model	\$45,000
<b>Total</b>			<b>\$45,000</b>

State of Vermont  
Grants to Non-State Entities

**1140020000 - Payments in Lieu of Taxes**

Budget Request Code	Fund	Justification	Budgeted Amount
13088	21485		\$10,680,750
<b>Total</b>			<b>\$10,680,750</b>

**1140030000 - Payments in Lieu of Taxes - Correctional Facilit**

Budget Request Code	Fund	Justification	Budgeted Amount
13089	21485		\$40,000
<b>Total</b>			<b>\$40,000</b>

**1140040000 - Homeowner Rebate**

Budget Request Code	Fund	Justification	Budgeted Amount
13090	10000		\$16,250,000
<b>Total</b>			<b>\$16,250,000</b>

**1140060000 - Reappraisal and Listing Payments**

Budget Request Code	Fund	Justification	Budgeted Amount
13091	10000		\$3,394,500
<b>Total</b>			<b>\$3,394,500</b>

**State of Vermont  
Grants to Non-State Entities**

**1140070000 - Municipal Current Use**

Budget Request Code	Fund	Justification	Budgeted Amount
13092	10000		\$18,600,000
		<b>Total</b>	<b>\$18,600,000</b>

**1140330000 - Renter Rebate**

Budget Request Code	Fund	Justification	Budgeted Amount
13094	10000		\$9,500,000
		<b>Total</b>	<b>\$9,500,000</b>

**1150800000 - Payments in Lieu of Taxes - Montpelier**

Budget Request Code	Fund	Justification	Budgeted Amount
13095	21485		\$184,000
		<b>Total</b>	<b>\$184,000</b>
		<b>Grand Total</b>	<b>\$58,649,250</b>