



# **Fiscal Year 2024 Budget**

**Mark A. Levine, MD**  
**Commissioner**

Senate Appropriations  
February 22, 2023



## Vision

Healthy Vermonters living in healthy communities

## Mission

Protect and promote the best health for all Vermonters

- 1 Effective and integrated public health programs
- 2 Communities with the capacity to respond to public health needs
- 3 Internal systems that provide consistent and responsive support
- 4 A competent and valued workforce that is supported in promoting and protecting the public's health
- 5 A public health system that is understood and valued by Vermonters
- 6 Health equity for all Vermonters

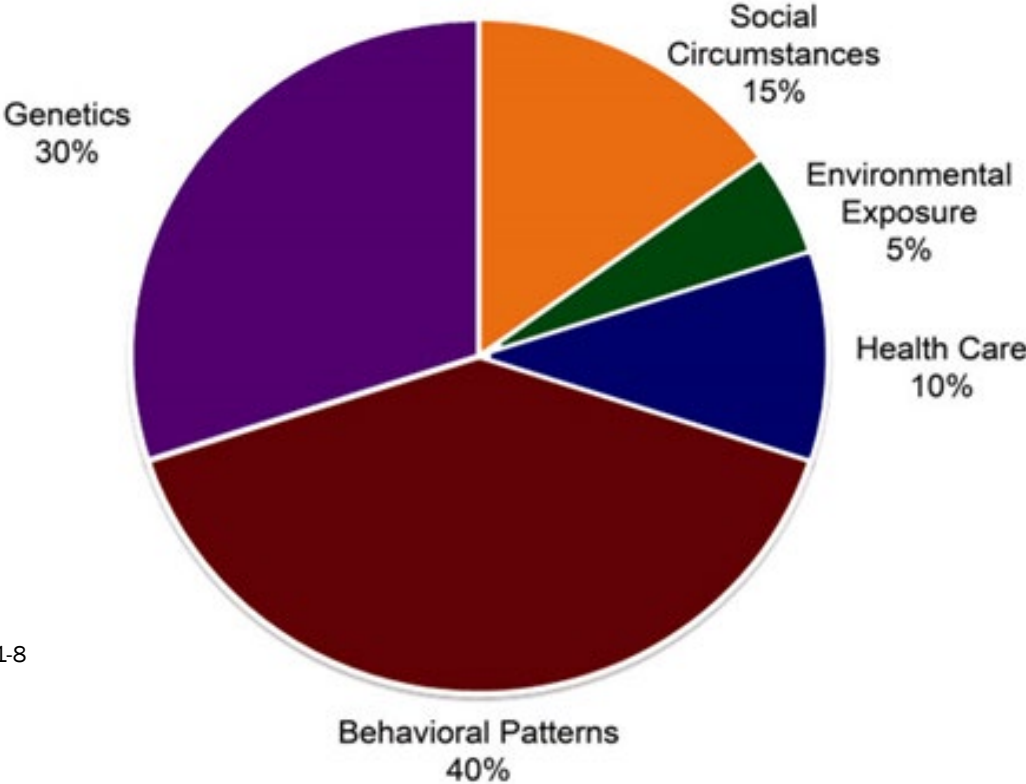
# Public health keeps kids healthy and communities strong

## Public health and prevention programs in your community:



**We all benefit**

# Factors That Determine Health



N Engl J Med 2007;357:1221-8



# Factors that Affect Health

*Smallest Impact*



*Largest Impact*



## Examples

Condoms, eat healthy, be physically active

Rx for high blood pressure, high cholesterol

Immunizations, brief intervention, cessation treatment, colonoscopy

Fluoridation, 0g trans fat, iodization, smoke-free laws, tobacco tax

Poverty, education, housing, inequality

Figure 1

## Social Determinants of Health

Economic Stability	Neighborhood and Physical Environment	Education	Food	Community and Social Context	Health Care System
Employment	Housing	Literacy	Hunger	Social integration	Health coverage
Income	Transportation	Language	Access to healthy options	Support systems	Provider availability
Expenses	Safety	Early childhood education		Community engagement	Provider linguistic and cultural competency
Debt	Parks	Vocational training		Discrimination	Quality of care
Medical bills	Playgrounds	Higher education		Stress	
Support	Walkability				
	Zip code / geography				

**Health Outcomes**  
 Mortality, Morbidity, Life Expectancy, Health Care Expenditures, Health Status, Functional Limitations

# Health Equity

**Health equity** exists when all people have a **fair and just** opportunity to be healthy, especially those who have experienced socioeconomic disadvantage, historical injustice and other **avoidable inequalities** that are often associated with social categories of race, gender, ethnicity, social position, sexual orientation and disability.

# What is Health Equity?

## EQUALITY VERSUS EQUITY



In the first image, it is assumed that everyone will benefit from the same supports. They are being treated equally.



In the second image, individuals are given different supports to make it possible for them to have equal access to the game. They are being treated equitably.



In the third image, all three can see the game without any supports or accommodations because the cause of the inequity was addressed. The systemic barrier has been removed.



# Priorities from the State Health Assessment

## Health Conditions/Outcomes

- Child Development
- Chronic Disease
- Mental Health
- Oral Health
- Substance Use Disorder

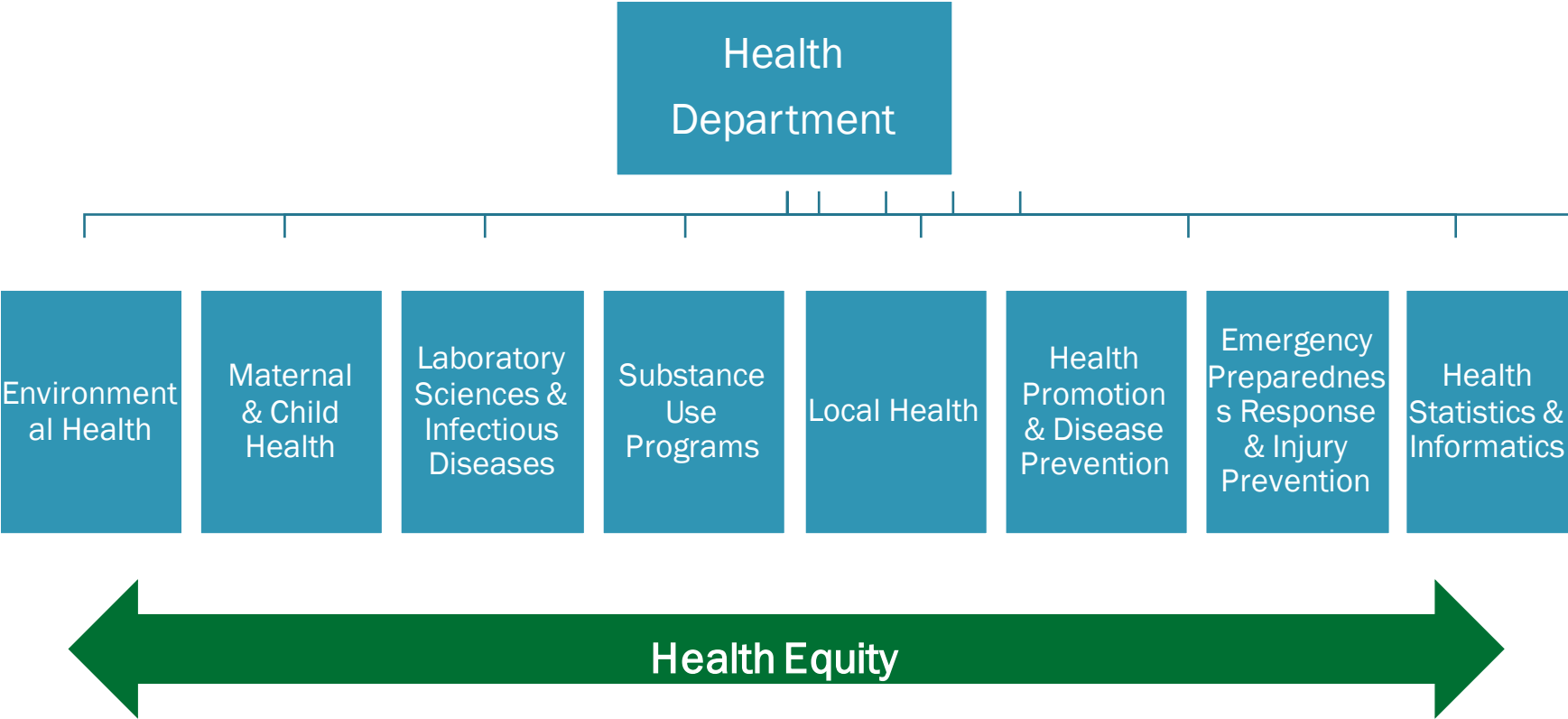
## Social Conditions (SDOH)

- Housing
- Transportation
- Food
- Income/Economic Stability

# Populations in Focus

- Race, Ethnicity and Culture
- LGBTQ Identity
- People Living with Disabilities
- Social Class and Socioeconomic Status
- Rurality

# Health Department Organizational Structure



# Environmental Health

Prevent illness or disease that may be caused by environmental threats, both natural and human-made, and to reduce or eliminate harmful environmental exposures.

- Lead
- Cyanobacteria
- Food and Water Safety
- Climate and Health



# Maternal and Child Health

Programming across the life course: before, during and after pregnancy, and throughout infancy, early childhood and the school years.

- Pregnancy and Breastfeeding
- School Health
- Adolescent Health
- WIC





# Laboratory Sciences and Infectious Disease

Works to track, prevent and control the spread of infectious diseases.

- Infectious Disease – Covid, Flu, HIV
- Food and Water-borne Disease
- Vaccinations
- Public Health Lab



# Substance Use Programs

Oversees a network of prevention, intervention, treatment and recovery services to prevent, reduce and eliminate the health impacts of alcohol and other drug use.

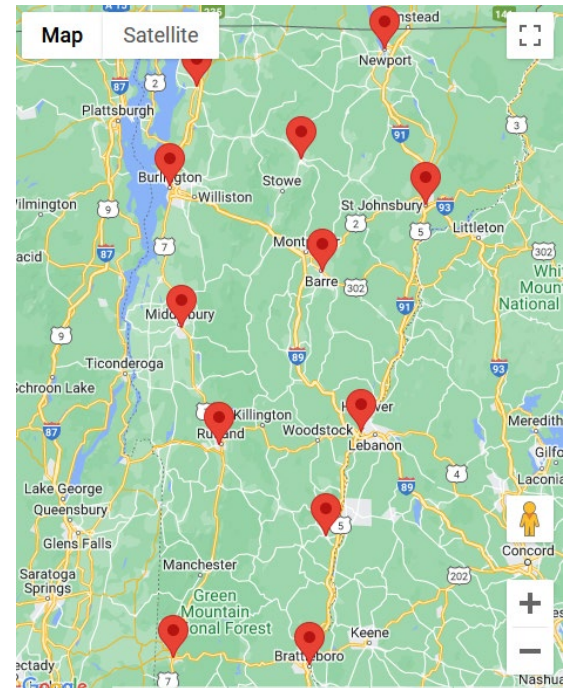
- Community Prevention Coalitions
- Improving Equitable Access to Services
- Prescription Opioid Awareness
- End Addiction Stigma



# Local Health

12 District Offices around the state providing the breadth of public health services direct to Vermonters.

- WIC Clinics
- Vaccination Clinics
- Partnerships and Community Support



# Health Promotion & Disease Prevention

Promote healthy lifestyles, prevent chronic diseases and support management of chronic conditions.

- Tobacco Control
- Oral Health
- Diabetes Self-Management
- Healthy Aging



# Emergency Preparedness & Injury Prevention

Prepare for and respond to emergencies that threaten the health and safety of Vermonters and work to prevent injuries.

- State EMS
- Pandemic and Disaster Response
- Suicide Prevention





# Health Statistics and Informatics

Tracks health data and trends to assess the health of Vermonters.

- Vital Records
- Population Health Surveys and Data
- Registries



# Post Pandemic Priorities

## Major medical and societal issues:

- Mental health and suicide
- Substance use
- Social isolation
- Education setbacks and recovery
- Health debt– the accumulated impact of changes in health behaviors that will have long-term negative impacts on health. The bottom line is that this demand on the health care system will continue for quite some time.

# New Themes You Will Observe in our Budget

# Preserving our Children's Brains

- Lead in school drinking water
- A trio of laws to combat vaping
- A focus across state government on building resilience and preventing toxic stress
- Creation of Substance Misuse **Prevention** Council
- Recovery from COVID-19

# Building Resilience and Primary Prevention of ACEs

- A focus on youth and families, a multigenerational approach, enhancing protective factors to strengthen Vermont families
- 5,600+ births per year
- Pediatric medical home family specialist screening for all new parents through DULCE and connecting to resources through CIS
- Vision: access to sustained evidence-based home visiting for all Medicaid families who could benefit
  - Nurse home visiting program
  - Family support home visiting program
  - For every \$1 spent, ROI in the \$3-5 range
  - Impact: child maltreatment, parental substance use, child health and school outcomes, family economic self-sufficiency



## **Commissioner's Priorities**

**Continue to Make Progress Using a  
Comprehensive Public Health Framework of  
Evidence-Based Strategies in Combatting the  
Opioid Crisis**

# **Commissioner's Priorities**

## **Environmental Health**

**Remove Lead in Drinking Water  
in Schools and Child Care Centers**

**And PCB's in Schools**

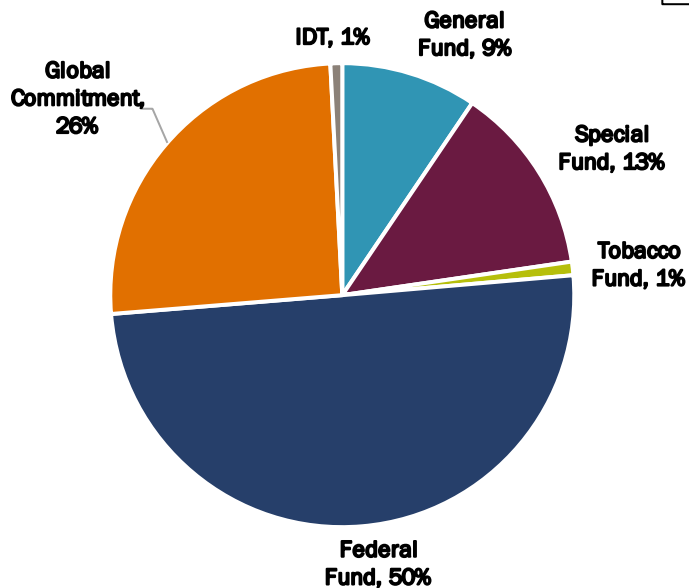
**Climate and Health**

**Agency of Human Services  
Vermont Department of Health  
FY 2024 Governor's Recommend Budget**

Mission: To protect and promote the best health for all Vermonters.

**FY 2024 SUMMARY & HIGHLIGHTS**

- Current service budget is fully funded
- Overall increase of 5%



<b>General Fund</b>	<b>\$ 20,504,960</b>
<b>Special Fund</b>	<b>\$ 28,637,844</b>
<b>Tobacco Fund</b>	<b>\$ 2,038,835</b>
<b>Federal Fund</b>	<b>\$ 108,467,759</b>
<b>Global Commitment</b>	<b>\$ 55,174,082</b>
<b>IDT</b>	<b>\$ 1,779,498</b>
<b>Total</b>	<b>\$ 216,602,978</b>

# Agency of Human Services - Department of Health Fiscal Year 2024 Executive Budget Recommendation

## Sec.B.311 – Administration and Support Appropriation

	GF	SF	Tob	IdptT	Ptrust	FF	Medicaid GCF	Invmnt GCF	TOTAL
<b>Sec. B.311</b>									
<b>Approp #3420010000 - VDH Admin &amp; Support</b>									
<b>As Passed FY23</b>	<b>3,120,538</b>	<b>2,123,150</b>		<b>64,306</b>		<b>19,371,027</b>		<b>5,779,334</b>	<b>30,458,355</b>
Other Changes: (Please insert changes to your base appropriation that occurred after the passage of the FY23 budget)									
<b>Total After FY23 Other Changes</b>	<b>3,120,538</b>	<b>2,123,150</b>	<b>0</b>	<b>64,306</b>	<b>0</b>	<b>19,371,027</b>	<b>0</b>	<b>5,779,334</b>	<b>30,458,355</b>
<b>FY23 After Other Changes</b>									
<b>Personal Services:</b>									
1 Salary and Fringe	133,840	22,418				(180,204)		85,031	41,083
2 Technical Adjustment - Position Fund Splits to Earnings	(257,721)					330,321		(72,884)	(64)
3 Adjustment to Vacancy Savings	(136,164)							118,120	(20,044)
4 Retirement	9,444	2,342				38,390		5,375	55,551
5 Salary and Fringe Increase - New Positions						196,223			196,223
6 FY24 Impact of Position Class Action Reclassification Requests						4,908			4,908
7 Internal Service (ISF) Workers Compensation	(585)	(145)		(59)		(1,815)		(322)	(2,926)
<b>Operating Expenses:</b>									
1 ISF ADS	14,611	3,617		1,461		45,331		8,036	73,056
1 ISF DHR	11,804	2,921		1,180		36,621		6,492	59,018
1 ISF VISION	21,788	5,388		2,177		67,538		11,973	108,844
1 ISF General Liability	875	218		87		2,714		481	4,373
1 ISF Property/Commercial Insurance	648	160		65		2,011		357	3,241
2 Net Operating Expense Account Code Changes	(14,338)					29,358		(15,018)	0
<b>Grants:</b>									
1 Removes Scholarship funding that was matched with Act 155 one-time (\$2,272,727)								(2,272,727)	(2,272,727)
<b>FY24 Subtotal of Increases/Decreases</b>	<b>(215,818)</b>	<b>36,915</b>	<b>0</b>	<b>4,911</b>	<b>0</b>	<b>571,394</b>	<b>0</b>	<b>(2,146,866)</b>	<b>(1,749,464)</b>
<b>FY24 Gov Recommended</b>	<b>2,904,720</b>	<b>2,160,065</b>	<b>0</b>	<b>69,217</b>	<b>0</b>	<b>19,942,421</b>	<b>0</b>	<b>3,632,468</b>	<b>28,708,891</b>
<b>FY24 Legislative Changes</b>									
<b>FY24 Subtotal of Legislative Changes</b>	<b>0</b>	<b>0</b>	<b>0</b>	<b>0</b>	<b>0</b>	<b>0</b>	<b>0</b>	<b>0</b>	<b>0</b>
<b>FY24 As Passed - Dept ID 3420010000</b>	<b>2,904,720</b>	<b>2,160,065</b>	<b>0</b>	<b>69,217</b>	<b>0</b>	<b>19,942,421</b>	<b>0</b>	<b>3,632,468</b>	<b>28,708,891</b>

# Agency of Human Services - Department of Health Fiscal Year 2024 Executive Budget Recommendation

## Sec.B.311 – Administration and Support Appropriation Personal Services

### 1. Salary and Fringe - \$41,083

Reflects the change in salary and fringe costs for existing positions in FY24 over FY23. Excludes the impact of changes in the retirement rate.

### 2. Technical Adjustment – Position Fund Splits to Earnings – (\$64)

Reflects updates to the fund split for positions funded by departmental administration to bring funding for those positions in line with historical actuals.

### 3. Adjustment to Vacancy Savings – (\$20,044)

Reflects an adjustment to vacancy savings to proportionately apply vacancy savings to general fund and global commitment.

# Agency of Human Services - Department of Health Fiscal Year 2024 Executive Budget Recommendation

Sec.B.311 – Administration and Support Appropriation (continued)  
Personal Services (continued)

4. Retirement - \$55,551

Reflects the change in retirement rate from 25.5% in FY23 to 26.7% in FY24 for existing positions.

5. Salary and Fringe Increase – New Positions – \$196,223

Salary and fringe costs for 2 new positions funded by federal grants.

6. FY24 Impact of Position Class Action Reclassification Requests - \$4,908

Reflects the estimated FY24 impact of position class action reclassification requests in the Administration and Support appropriation.

7. Internal Service (ISF) Workers Compensation – (\$2,936)

Decreased cost of workers compensation insurance over FY23.

# Agency of Human Services - Department of Health Fiscal Year 2024 Executive Budget Recommendation

## Sec.B.311 – Administration and Support Appropriation (continued) Operating Expenses

### 1. Internal Service (ISF) Changes – net \$248,532

These 5 lines reflect changes to the cost of internal service charges over FY23.

-ADS - \$73,056

-DHR - \$59,018

-VISION - \$108,844

-General Liability - \$4,373

-Property/Commercial Insurance - \$3,241

### 2. Net Operating Expense Account Code Changes – net \$0

This line reflects changes in the funding mix for operating expense account codes based on actual historical cost and expected funding.

# Agency of Human Services - Department of Health Fiscal Year 2024 Executive Budget Recommendation

## Sec.B.311 – Administration and Support Appropriation (continued) Grants

1. Removes Scholarship funding that was matched with Act 155 one-time (\$2,272,727)  
During the 2021 legislative session, the general assembly appropriated one-time funding for a temporary expansion of programming for scholarships for medical and nursing students. Funding will not be available after FY23.



# Agency of Human Services - Department of Health Fiscal Year 2024 Executive Budget Recommendation

## Sec.B.312 – Public Health Appropriation

		GF	SF	Tob	IdptT	Ptrust	FF	Medicaid GCF	Invmnt GCF	TOTAL
Sec. B.312	<b>Approp #3420021000 - VDH Public Health</b>									
	<b>As Passed FY23</b>	<b>12,217,471</b>	<b>22,422,908</b>	<b>1,088,918</b>	<b>986,625</b>	<b>25,000</b>	<b>61,398,428</b>	<b>3,204,160</b>	<b>12,955,512</b>	<b>114,299,022</b>
	Other Changes: (Please insert changes to your base appropriation that occurred after the passage of the FY23 budget)									
	<b>Total After FY23 Other Changes</b>	<b>12,217,471</b>	<b>22,422,908</b>	<b>1,088,918</b>	<b>986,625</b>	<b>25,000</b>	<b>61,398,428</b>	<b>3,204,160</b>	<b>12,955,512</b>	<b>114,299,022</b>
	<b>FY23 After Other Changes</b>									
	<b>Personal Services:</b>									
	1 Salary and Fringe	451,712	156,399		11,158		1,162,074		274,329	2,055,672
	2 Technical Adjustment - Position Fund Splits to Earnings	(289,888)	(3,990)				394,899		(100,998)	23
	3 Adjustment to Vacancy Savings	(198,101)							(25,097)	(223,198)
	4 Retirement	74,525	33,655		2,835		283,247		60,906	435,168
5 Salary and Fringe Increase - New Positions						3,034,494			3,034,494	
6 FY24 Impact of Position Class Action Reclassification Requests	149,867	8,758				343,197		231,328	733,150	
<b>Operating Expenses:</b>										
1 Opioid Antagonist Utilization Increase		2,380,000							2,380,000	
2 ISF Fee for Space	22,522	3,426				109,187		28,071	163,206	
3 Net Operating Expense Account Code Changes	(19,679)	16,569				48,370		(45,260)	0	
<b>Grants:</b>										
1 DVHA Self-Management MOU				664,163					664,163	
2 DMH Pediatric Mental Health Care Access (PMHCA) MOU				45,500					45,500	
<b>FY24 Subtotal of Increases/Decreases</b>	<b>190,958</b>	<b>2,594,817</b>	<b>0</b>	<b>723,656</b>	<b>0</b>	<b>5,355,468</b>	<b>0</b>	<b>423,279</b>	<b>9,288,178</b>	
<b>FY24 Gov Recommended</b>	<b>12,408,429</b>	<b>25,017,725</b>	<b>1,088,918</b>	<b>1,710,281</b>	<b>25,000</b>	<b>66,753,896</b>	<b>3,204,160</b>	<b>13,378,791</b>	<b>123,587,200</b>	
<b>FY24 Legislative Changes</b>										
<b>FY24 Subtotal of Legislative Changes</b>	<b>0</b>	<b>0</b>	<b>0</b>	<b>0</b>	<b>0</b>	<b>0</b>	<b>0</b>	<b>0</b>	<b>0</b>	
<b>FY24 As Passed - Dept ID 3420021000</b>	<b>12,408,429</b>	<b>25,017,725</b>	<b>1,088,918</b>	<b>1,710,281</b>	<b>25,000</b>	<b>66,753,896</b>	<b>3,204,160</b>	<b>13,378,791</b>	<b>123,587,200</b>	

# Agency of Human Services - Department of Health Fiscal Year 2024 Executive Budget Recommendation

## Sec.B.312 –Public Health Appropriation Personal Services

1. Salary and Fringe - \$2,055,672
2. Technical Adjustment – Position Fund Splits to Earnings - \$23
3. Adjustment to Vacancy Savings – (\$223,198)
4. Retirement - \$435,168
5. Salary and Fringe Increase – New Positions - \$3,034,494  
26 new positions funded by federal grants
6. FY24 Impact of Position Class Action Reclassification Requests - \$733,150

# Agency of Human Services - Department of Health Fiscal Year 2024 Executive Budget Recommendation

## Sec.B.312 – Public Health Appropriation (continued) Operating Expenses

1. Opioid Antagonist Utilization Increase - \$2,380,000 (Special Fund)
  - Naloxone – medication that can reverse an overdose caused by an opioid
  - Health Department collaborates with community-based organizations to distribute naloxone
  - Increased demand for naloxone

### Proposed funding:

- \$400,000 Special Fund increase – Evidence Based Education and Advertising Fund
- \$1,980,000 Special Fund appropriation – Opioid Abatement Special Fund

# Agency of Human Services - Department of Health Fiscal Year 2024 Executive Budget Recommendation

Sec.B.312 –Public Health Appropriation (continued)  
Operating Expenses (continued)

2. ISF Fee for Space - \$163,206

Increased cost of fee for space over FY23.

3. Net Operating Expense Account Code Changes – net \$0

This line reflects changes in the funding mix for operating expense account codes based on actual historical cost and expected funding.

# Agency of Human Services - Department of Health Fiscal Year 2024 Executive Budget Recommendation

## Sec.B.312 –Public Health Appropriation (continued) Grants

1. DVHA Self-Management MOU - \$664,163  
Memorandum of understanding (MOU) for the purpose of administering statewide self-management programming.
2. DMH Pediatric Mental Health Care Access (PMHCA) MOU – \$45,500  
MOU for the purpose of promoting behavioral health integrations into pediatric primary care by supporting pediatric mental health care telehealth access programs.

# Agency of Human Services - Department of Health Fiscal Year 2024 Executive Budget Recommendation

## Sec.B.313 – Substance Use Programs Appropriation

	GF	SF	Tob	IdptT	Ptrust	FF	Medicaid GCF	Invmnt GCF	TOTAL
<b>Sec. B.313</b>									
<b>Approp #3420060000 - VDH Substance Use Programs</b>									
<b>As Passed FY23</b>	<b>4,706,142</b>	<b>1,392,101</b>	<b>949,917</b>			<b>21,131,903</b>	<b>28,208,696</b>	<b>5,238,926</b>	<b>61,627,685</b>
Other Changes: (Please insert changes to your base appropriation that occurred after the passage of the FY23 budget)									
<b>Total After FY23 Other Changes</b>	<b>4,706,142</b>	<b>1,392,101</b>	<b>949,917</b>	<b>0</b>	<b>0</b>	<b>21,131,903</b>	<b>28,208,696</b>	<b>5,238,926</b>	<b>61,627,685</b>
<b>FY23 After Other Changes</b>									
<b>Personal Services:</b>									
1 Salary and Fringe	96,416	38,669				135,156			270,241
2 Technical Adjustment - Position Fund Splits to Earnings	(83,404)					63,516			112
3 Adjustment to Vacancy Savings	(1,552)								(1,552)
4 Retirement	6,418	4,284				35,101			45,803
5 Salary and Fringe Increase - New Positions						405,766			405,766
<b>Operating Expenses:</b>									0
<b>Grants:</b>									
1 Convert Recovery Centers to GC Investment	(540,000)							540,000	0
2 Alignment of SFY23 base appropriations with the following uses:	(2,000,000)								(2,000,000)
Expansion of Substance Use Disorder (SUD) SUD Treatment (increased capacity)	954,348								954,348
2 Enhance Residential Treatment (expand services and rates)	623,443							971,041	1,594,484
3 Substance Misuse Prevention	1,410,000								1,410,000
<b>FY24 Subtotal of Increases/Decreases</b>	<b>485,669</b>	<b>42,953</b>	<b>0</b>	<b>0</b>	<b>0</b>	<b>639,539</b>	<b>0</b>	<b>1,511,041</b>	<b>2,679,202</b>
<b>FY24 Gov Recommended</b>	<b>5,191,811</b>	<b>1,435,054</b>	<b>949,917</b>	<b>0</b>	<b>0</b>	<b>21,771,442</b>	<b>28,208,696</b>	<b>6,749,967</b>	<b>64,306,887</b>
<b>FY24 Legislative Changes</b>									
<b>FY24 Subtotal of Legislative Changes</b>	<b>0</b>	<b>0</b>	<b>0</b>	<b>0</b>	<b>0</b>	<b>0</b>	<b>0</b>	<b>0</b>	<b>0</b>
<b>FY24 As Passed - Dept ID 3420060000</b>	<b>5,191,811</b>	<b>1,435,054</b>	<b>949,917</b>	<b>0</b>	<b>0</b>	<b>21,771,442</b>	<b>28,208,696</b>	<b>6,749,967</b>	<b>64,306,887</b>

# Agency of Human Services - Department of Health Fiscal Year 2024 Executive Budget Recommendation

Sec.B.313 – Substance Use Programs Appropriation  
Personal Services

1. Salary and Fringe - \$270,241
2. Technical Adjustment – Position Fund Splits to Earnings - \$112
3. Adjustment to Vacancy Savings – (\$1,552)
4. Retirement - \$45,803
5. Salary and Fringe Increase – New Positions - \$405,766  
4 new positions funded by federal grants

# Agency of Human Services - Department of Health Fiscal Year 2024 Executive Budget Recommendation

Sec.B.313 – Substance Use Programs Appropriation (continued)  
Grants

1. Convert Recovery Centers to GC Investment – net \$0

Reflects a change in the funding mix for grants to recovery centers.  
Grant award amounts are unchanged.



# Agency of Human Services - Department of Health Fiscal Year 2024 Executive Budget Recommendation

## Sec.B.313 –Substance Use Programs Appropriation (continued)

2.       Realignment of SFY23 base appropriations – (\$2,000,000)  
          Expansion of Substance Use Disorder (SUD) Treatment - \$954,348  
          Enhance Residential Treatment - \$1,594,484

- Change in funding mix for Substance Use Disorder Treatment
- \$1,594,484 for the stabilization of existing residential treatment providers, to be funded in part as Medicaid investment
- \$954,348 in general fund for treatment expansion

# Agency of Human Services - Department of Health Fiscal Year 2024 Executive Budget Recommendation

Sec.B.313 – Substance Use Programs Appropriation (continued)  
Grants (continued)

3. Substance Misuse Prevention - \$1,410,000  
Per VSA § 7909(a), 30% of cannabis excise tax revenue shall be used to fund substance misuse prevention. This appropriation of \$1,410,000 reflects 30% of the projected cannabis excise tax revenue for state fiscal year 2023.

During the 2022 legislative session, the general assembly established legislative intent that a minimum of \$3M be directed to substance misuse prevention annually. This base appropriation will be paired with a one-time general fund appropriation of \$1,590,000 thereby making a total of \$3M available for substance misuse prevention in FY24.

# Agency of Human Services - Department of Health Fiscal Year 2024 Executive Budget Recommendation

## One-time Appropriations

### 1. Substance Misuse Prevention - \$1,590,000 General Fund

One-time appropriation for substance misuse prevention programming to be paired with the \$1,410,000 base general fund appropriation to make a total of \$3M available for substance misuse prevention in FY24.

### 2. Hub Expansion Pilot - \$4,595,448 Global Commitment

- 2-year pilot

- Expand hub services to treat all substance use disorders

- Expand on ability to treat co-occurring disorders